



US00D809061S

(12) **United States Design Patent**
Wong et al.

(10) **Patent No.:** **US D809,061 S**
(45) **Date of Patent:** **** Jan. 30, 2018**

- (54) **WRITING AID**
- (71) Applicant: **Julielynn Yee-Ching Wong**, Toronto (CA)
- (72) Inventors: **Julielynn Yee-Ching Wong**, Toronto (CA); **Jody Mou**, North York (CA)
- (73) Assignee: **Julielynn Yee-Ching Wong**, Toronto (CA)
- (**) Term: **15 Years**
- (21) Appl. No.: **29/574,218**
- (22) Filed: **Aug. 12, 2016**
- (51) **LOC (11) Cl.** **19-06**
- (52) **U.S. Cl.**
USPC **D19/203**
- (58) **Field of Classification Search**
USPC D3/201, 206, 215, 313, 901; D6/512, D6/513, 540, 553, 574, 672; D9/500, D9/519, 549, 428; D19/75, 77-87, D19/90-92, 135, 203
CPC .. B43M 99/00; B43M 99/001; B43M 99/002; B43M 99/003; B43M 99/006; B43M 99/008; B43M 99/009
See application file for complete search history.

- D235,157 S * 5/1975 Echterling D11/121
- D241,054 S * 8/1976 Fortier D21/498
- D255,988 S * 7/1980 Mascia D9/518
- D256,110 S * 7/1980 Dunbar D11/153
- 4,221,293 A * 9/1980 Anthony A47K 10/421
206/494
- D264,364 S * 5/1982 Pazurek D21/713
- D270,945 S * 10/1983 Kohn D19/135
- D286,312 S * 10/1986 Tsuzuki D21/684
- 4,632,383 A * 12/1986 Tsuzuki A63B 23/16
482/49
- D287,988 S * 1/1987 Billingham D21/468
- D289,355 S * 4/1987 Paulides D11/145
- D292,991 S * 12/1987 Adler D19/78
- D314,455 S * 2/1991 Morton D30/160
- 5,064,073 A * 11/1991 Folland B65D 51/28
206/822
- D353,064 S * 12/1994 Gilbert D1/105
- D356,523 S * 3/1995 Rahr D11/143

(Continued)

Primary Examiner — Elizabeth Albert
(74) *Attorney, Agent, or Firm* — Blake, Cassels & Graydon LLP; Wilfred P. So

(57) **CLAIM**

The ornamental design for a writing aid, substantially as shown and described.

DESCRIPTION

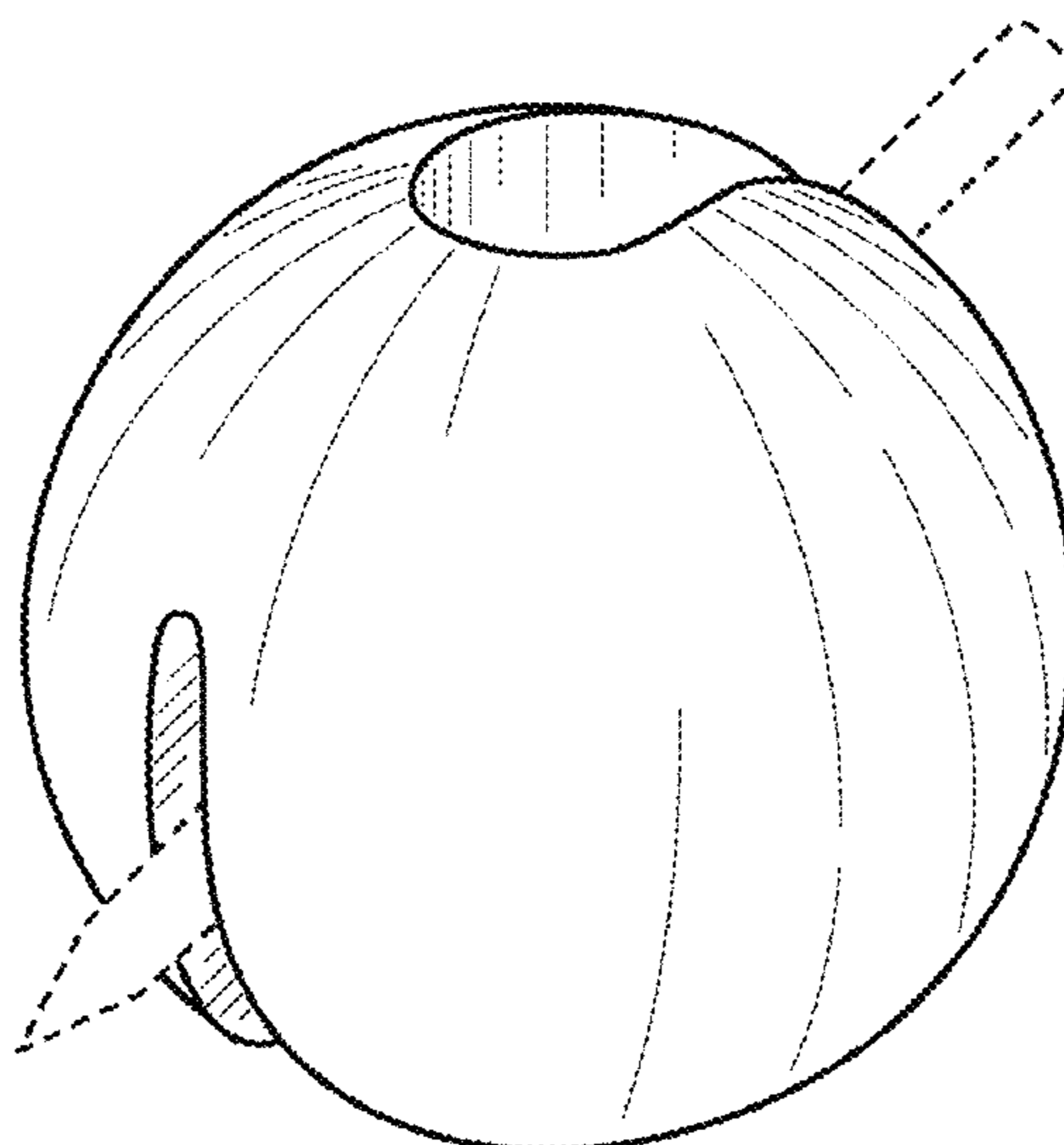
FIG. 1 is a front perspective view of a writing aid with a writing implement.
FIG. 2 is a front perspective view of the writing aid.
FIG. 3 is a right side view of the writing aid.
FIG. 4 is a left side view of the writing aid.
FIG. 5 is a front view of the writing aid, with the rear view being a mirror image.
FIG. 6 is a top view of the writing aid; and,
FIG. 7 is a bottom view of the writing aid.
The broken lines in FIG. 1 are included for the purpose of showing an article that forms no part of the claimed design.

1 Claim, 7 Drawing Sheets

(56) **References Cited**

U.S. PATENT DOCUMENTS

- 2,497,418 A * 2/1950 Schroeder, Jr. B43K 23/04
15/437
- 2,737,927 A * 3/1956 Rhoades B43K 8/02
118/268
- 2,975,925 A * 3/1961 Chambers B65D 25/48
206/0.5
- 3,289,641 A * 12/1966 Ginsberg B43L 23/02
144/28.5
- D219,496 S * 12/1970 Lebedeff D28/85



(56)

References Cited

U.S. PATENT DOCUMENTS

D381,719 S *	7/1997	Pravitz	D21/684	D575,668 S *	8/2008	Rashid	D11/152
5,666,699 A *	9/1997	Takahashi	F16G 11/101	D579,163 S *	10/2008	Schablinger	D32/29.1
				24/115 G	7,451,890 B2 *	11/2008	Ivey	B43M 99/009
D388,464 S *	12/1997	Najbart	D19/78					220/603
D389,516 S *	1/1998	Delman	D19/135	D586,255 S *	2/2009	Rashid	D11/152
D404,681 S *	1/1999	Galerieau	D11/121	D592,064 S *	5/2009	Kilany	D9/519
D447,934 S *	9/2001	Manor, III	D8/367	D596,306 S *	7/2009	Levine	D24/214
6,457,604 B1 *	10/2002	McNabb	A45D 34/00	D613,103 S *	4/2010	Misir	D6/542
				215/395	D631,204 S *	1/2011	Dubitsky	D28/82
6,880,765 B2 *	4/2005	Tuomikoski	A61L 9/12	D632,211 S *	2/2011	Bradley	D11/153
				239/34	D650,280 S *	12/2011	de Peyerimhoff	D9/454
D528,257 S *	9/2006	Leclerc	D34/1	D652,131 S *	1/2012	Ritzenhoff	D23/366
D536,081 S *	1/2007	Steinel	D23/366	D667,750 S *	9/2012	McKay	D11/143
D543,244 S *	5/2007	Tsuruha	D19/73	D729,370 S *	5/2015	Chou	D23/366
D563,486 S *	3/2008	Slater	D21/498	D729,489 S *	5/2015	Bell	D99/5
D566,189 S *	4/2008	Ivey	D19/75	9,118,989 B2 *	8/2015	Zukowski	H04R 1/086
					9,232,844 B2 *	1/2016	Thompson	A45D 40/00
					9,585,458 B2 *	3/2017	Teller	A45D 40/00

* cited by examiner

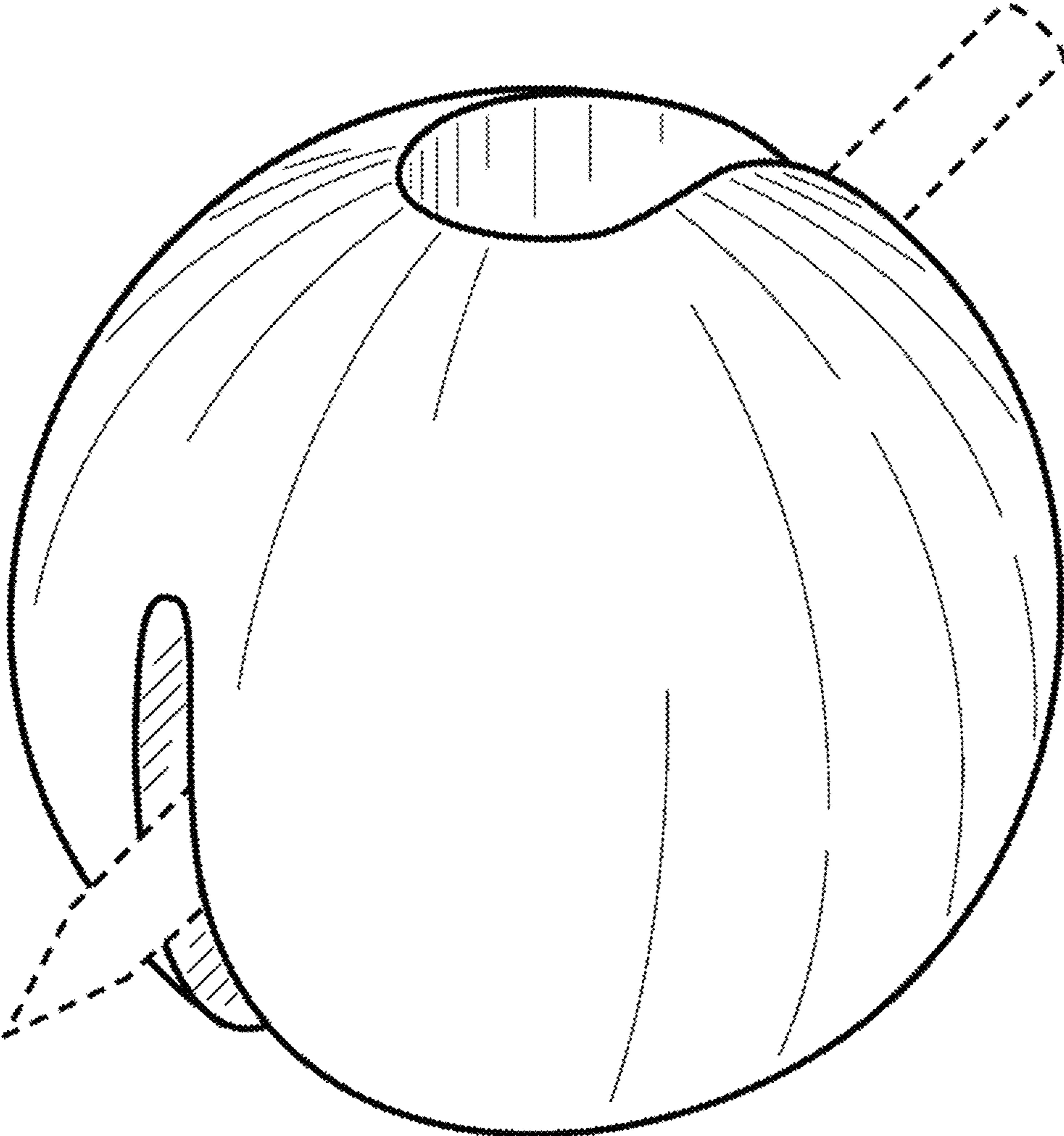


FIG. 1

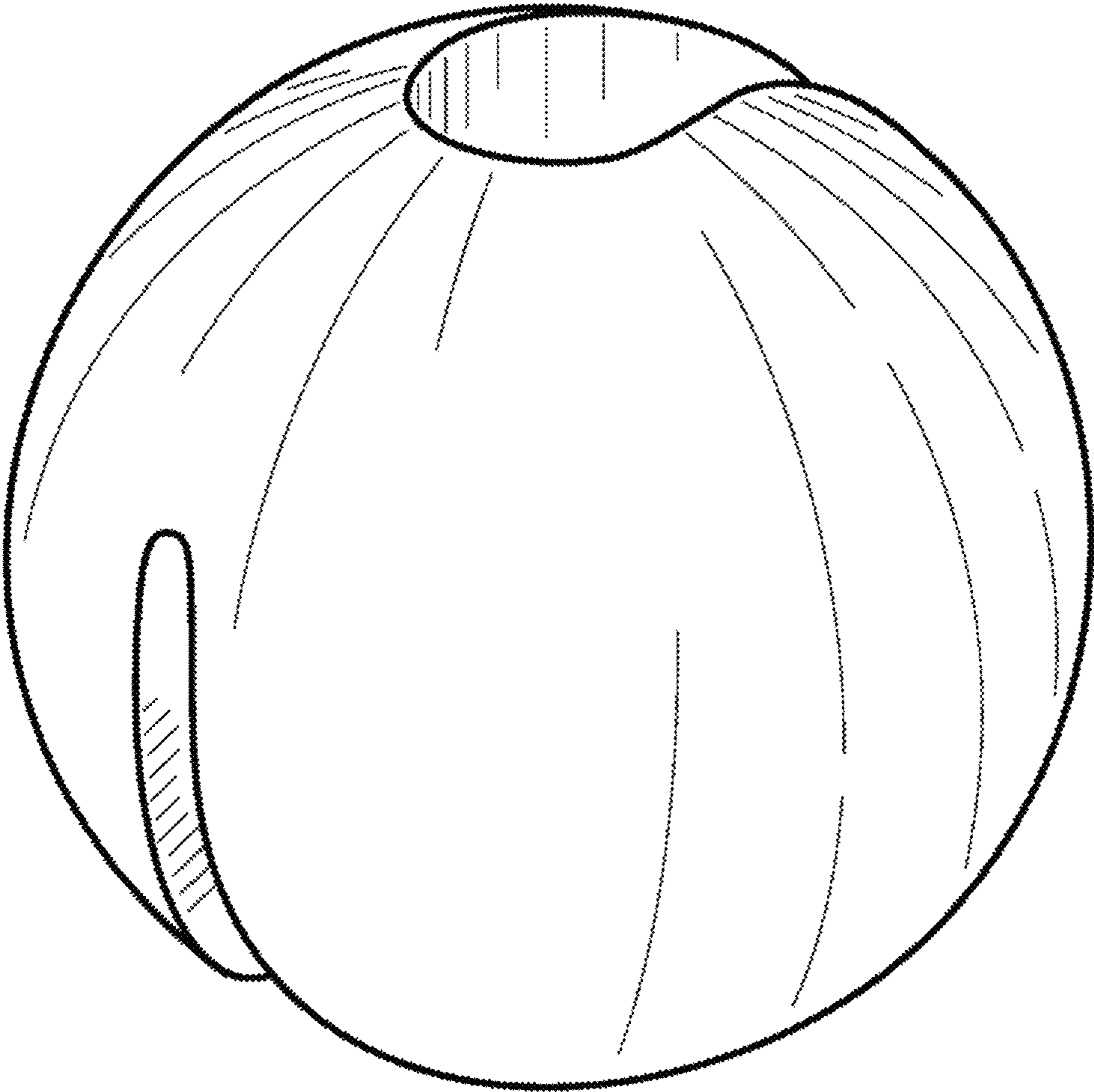


FIG. 2

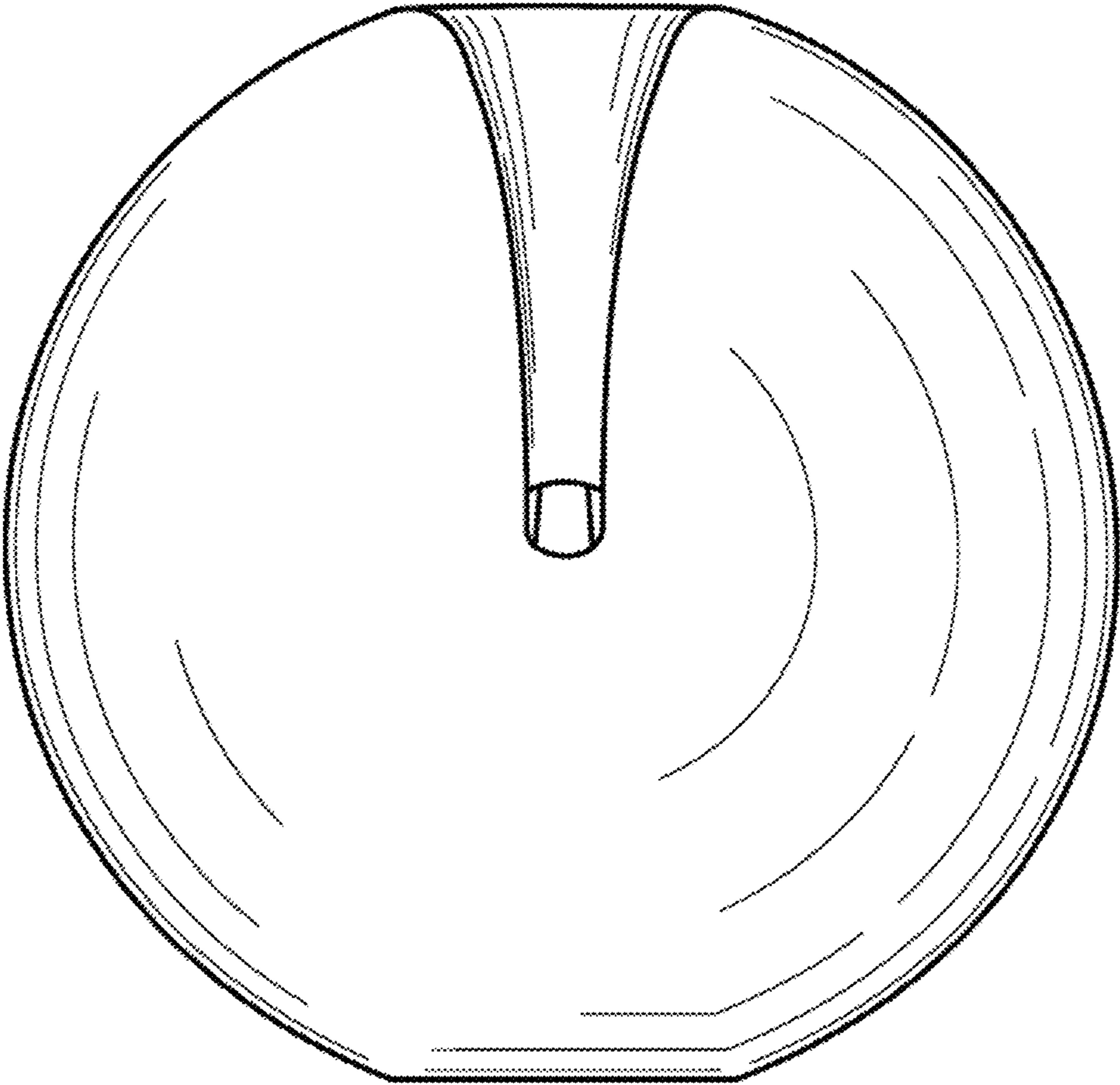


FIG. 3

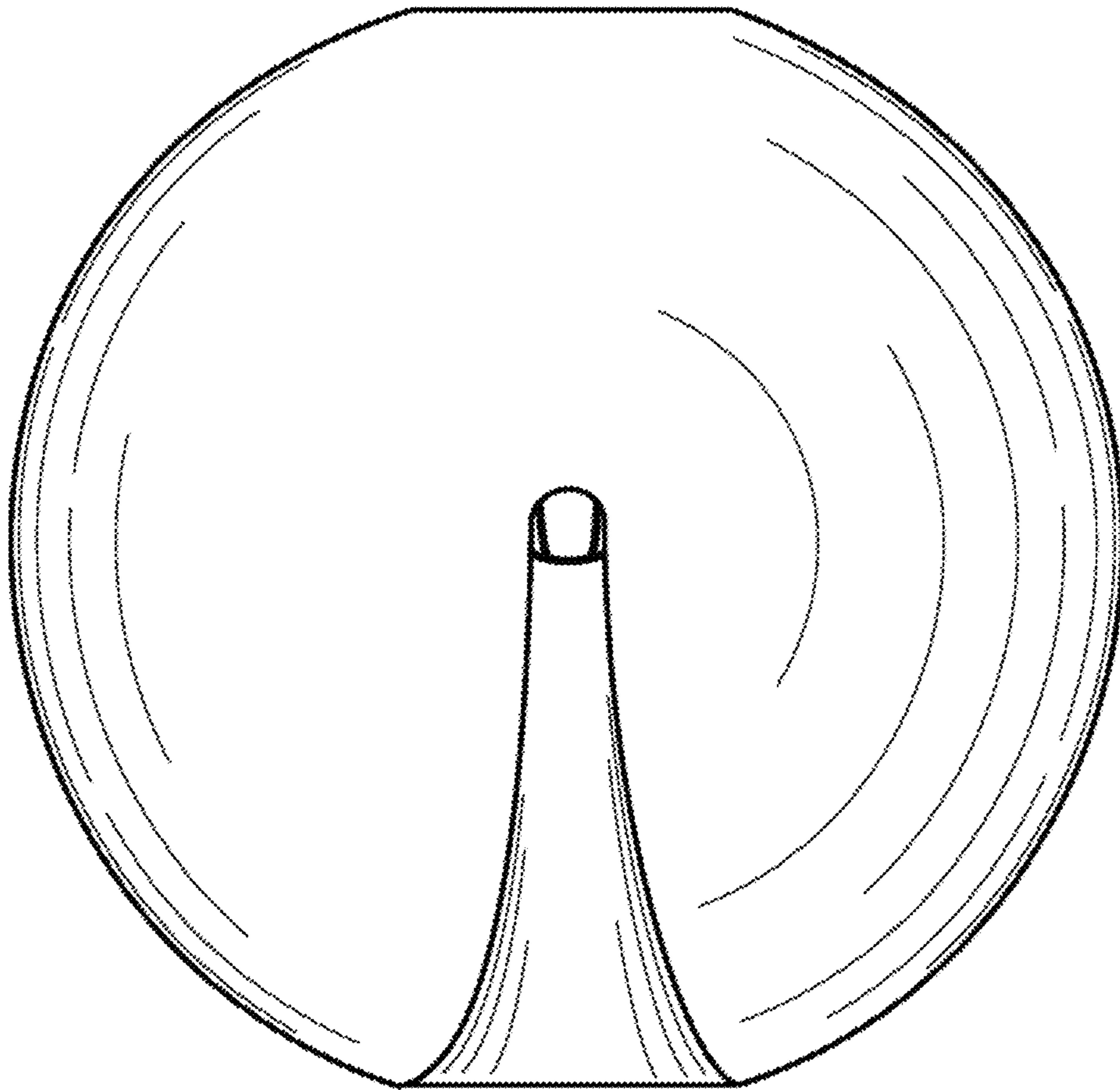


FIG. 4

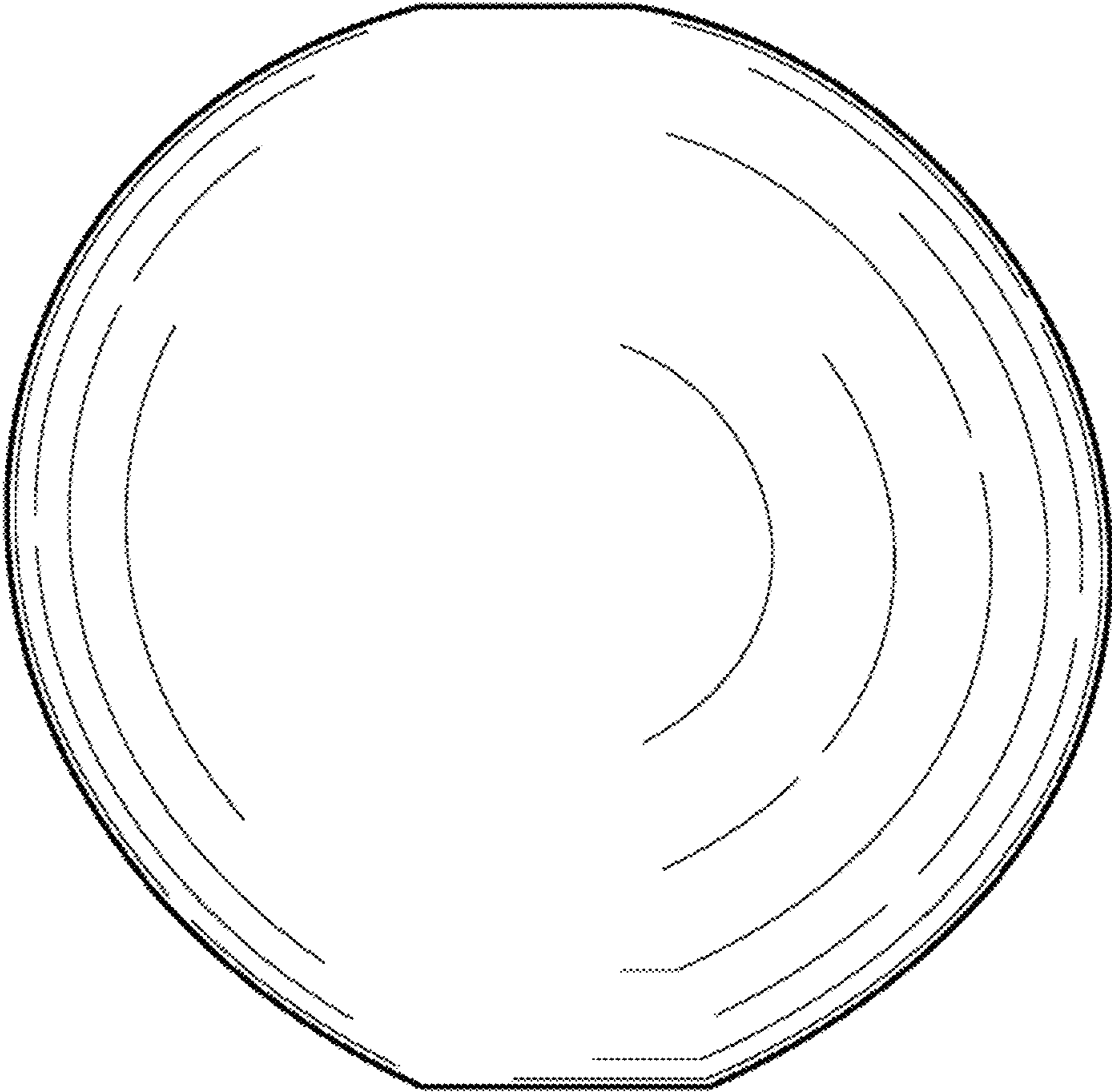


FIG. 5

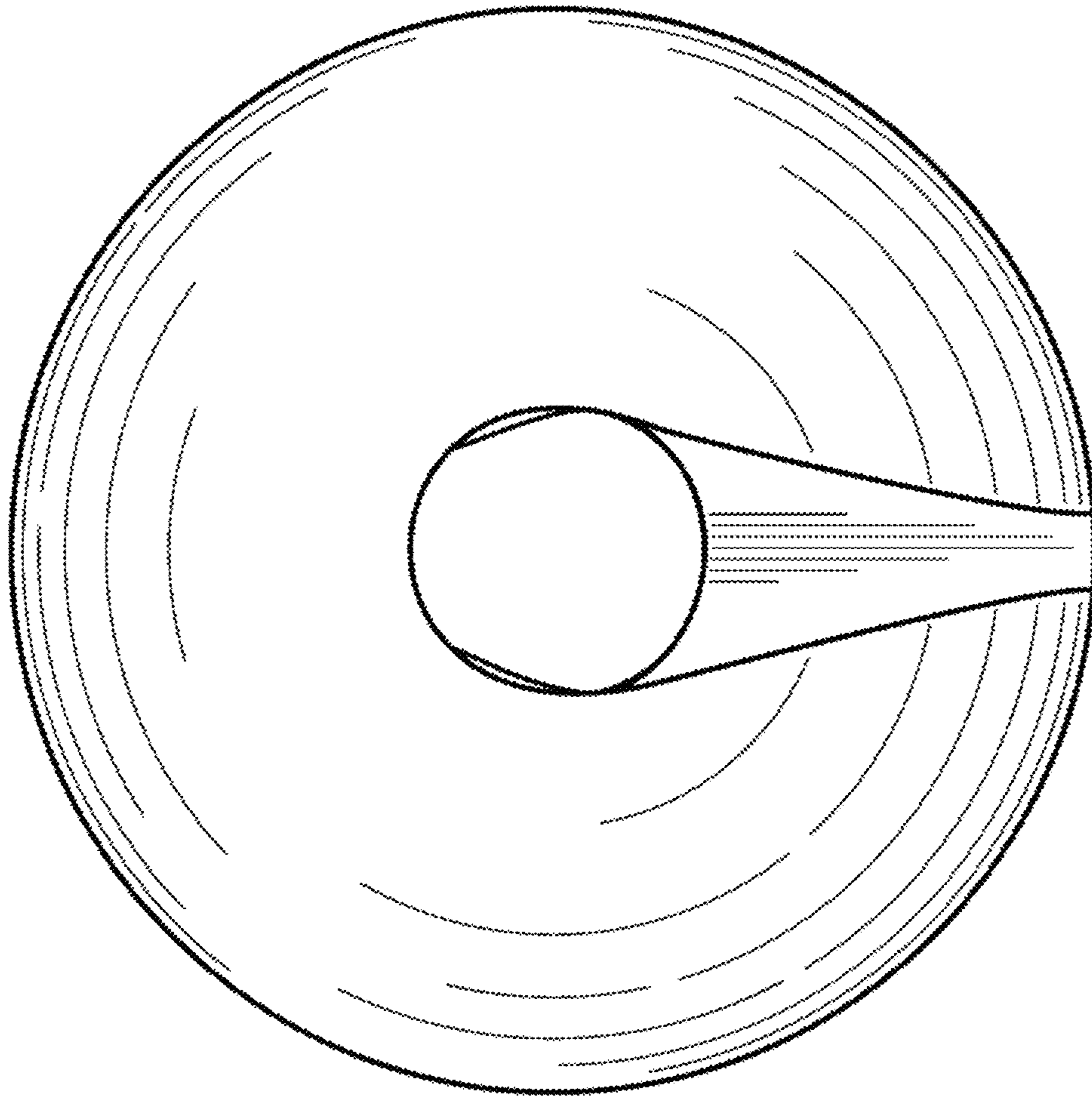


FIG. 6

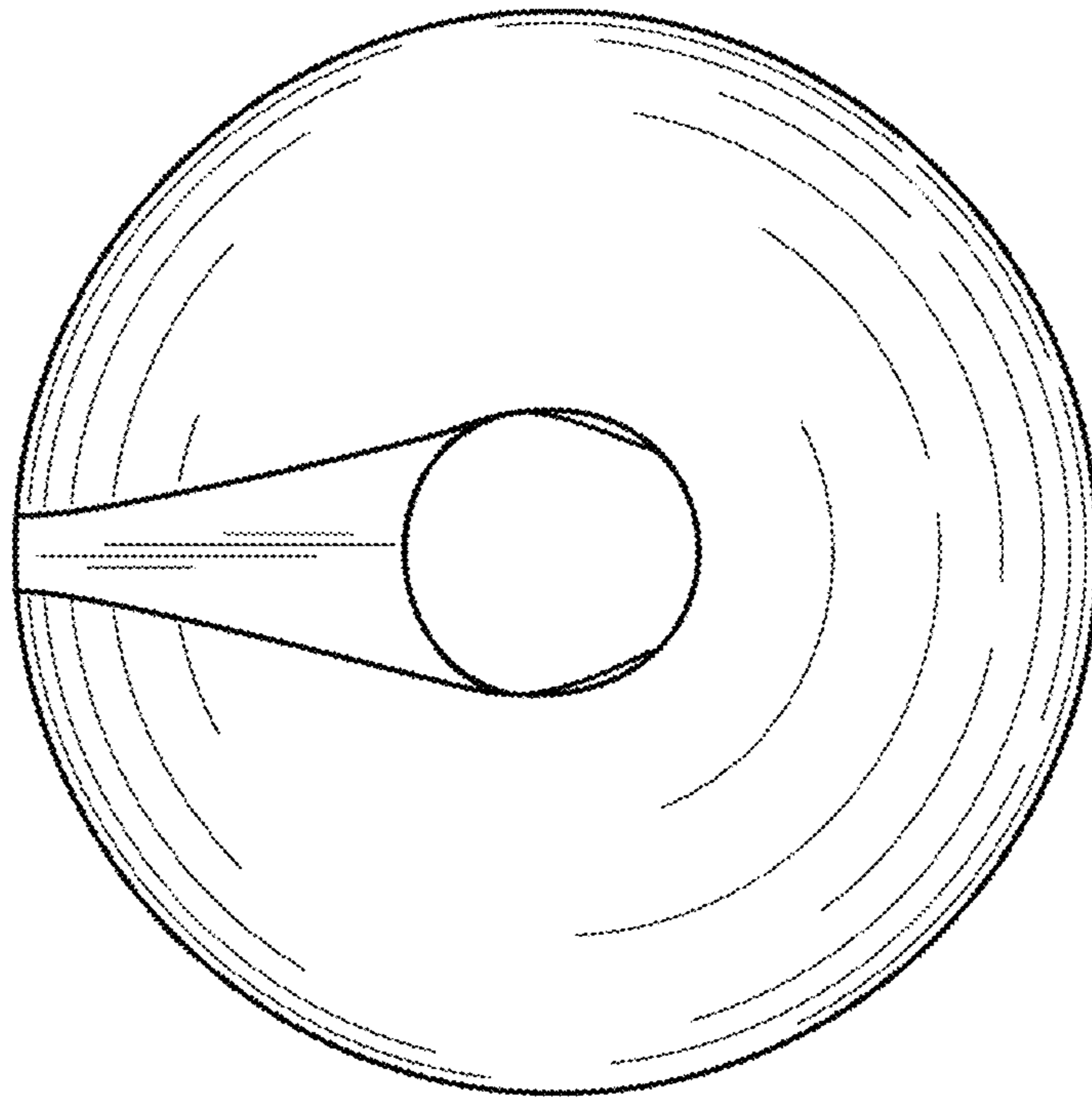


FIG. 7