



US00D809049S

(12) **United States Design Patent**  
**Li**

(10) **Patent No.:** **US D809,049 S**  
(45) **Date of Patent:** **\*\* Jan. 30, 2018**

(54) **PANORAMIC CAMERA**  
(71) Applicant: **Chuango Security Technology Corporation, Fuzhou (CN)**  
(72) Inventor: **Chen Li, Fuzhou (CN)**  
(73) Assignee: **Chuango Security Technology Corporation, Fuzhou (CN)**  
(\*\*) Term: **15 Years**

D625,558 S *	10/2010	Griffith	.....	D7/407
D657,410 S *	4/2012	Helaoui	.....	D16/203
D664,178 S *	7/2012	Hinkel	.....	D16/203
D668,007 S *	9/2012	Ottosson	.....	D21/460
D669,155 S *	10/2012	Bryan	.....	D23/209
D670,638 S *	11/2012	Goelet	.....	D12/319
D673,243 S *	12/2012	Bryan	.....	D23/209
D681,390 S *	5/2013	Nurse	.....	D7/352
D725,028 S *	3/2015	Kapitan	.....	D12/323
D725,575 S *	3/2015	Kapitan	.....	D12/323
D756,437 S *	5/2016	Bennermark	.....	D16/203
2002/0121510 A1 *	9/2002	Petri	.....	H05B 3/74 219/460.1

(21) Appl. No.: **29/548,227**  
(22) Filed: **Dec. 11, 2015**  
(51) **LOC (11) Cl.** ..... **16-01**  
(52) **U.S. Cl.**  
USPC ..... **D16/210**  
(58) **Field of Classification Search**  
USPC ..... D16/200, 202, 204, 210, 218, 219, 203;  
396/155, 198; 348/99, 207, 333.06;  
D12/319, 323; D7/352  
CPC ..... G03B 7/02; G03B 15/05; G06B 15/03;  
H04N 5/247; H04N 5/2252  
See application file for complete search history.

\* cited by examiner

*Primary Examiner* — Derrick Holland  
*Assistant Examiner* — Yolanda Robinson  
(74) *Attorney, Agent, or Firm* — Alan D. Kamrath;  
Kamrath IP Lawfirm, P.A.


(56) **References Cited**  
U.S. PATENT DOCUMENTS  
6,300,604 B1 \* 10/2001 Wilkins ..... H05B 1/0216  
219/448.11  
6,376,810 B2 \* 4/2002 Higgins ..... H05B 3/748  
219/448.11  
D583,294 S \* 12/2008 Balaskovic ..... D12/319  
D612,318 S \* 3/2010 Cardozo ..... D12/319

(57) **CLAIM**  
The ornamental design for a panoramic camera, as shown and described.

**DESCRIPTION**

FIG. 1 is a perspective view of a panoramic camera in accordance with the design;  
FIG. 2 is a front view thereof;  
FIG. 3 is a rear view thereof;  
FIG. 4 is a left view thereof;  
FIG. 5 is a right view thereof;  
FIG. 6 is a top view thereof; and,  
FIG. 7 is a bottom view thereof.  
The broken lines shown represent unclaimed subject matter and form no part of the claimed design.

**1 Claim, 7 Drawing Sheets**



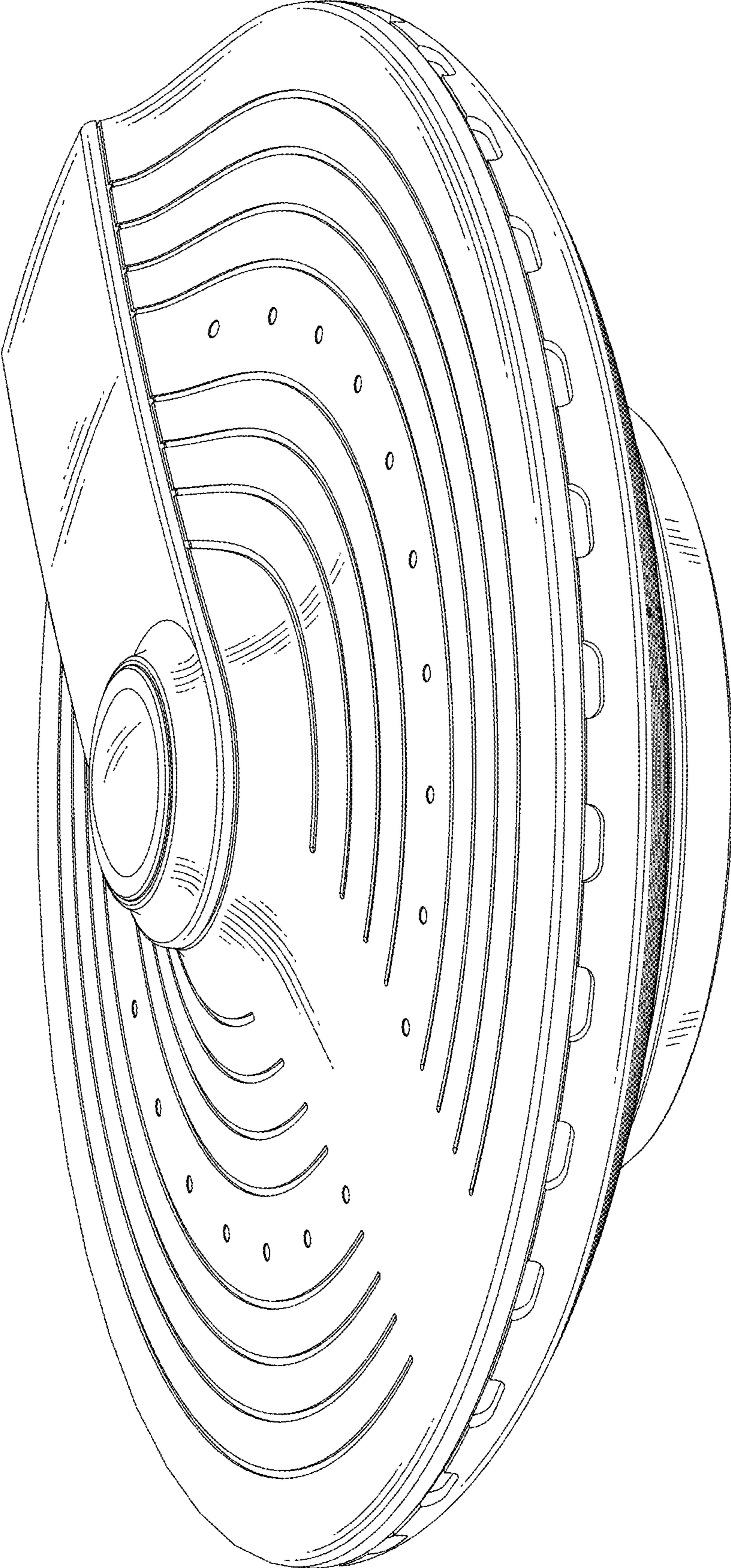


FIG. 1

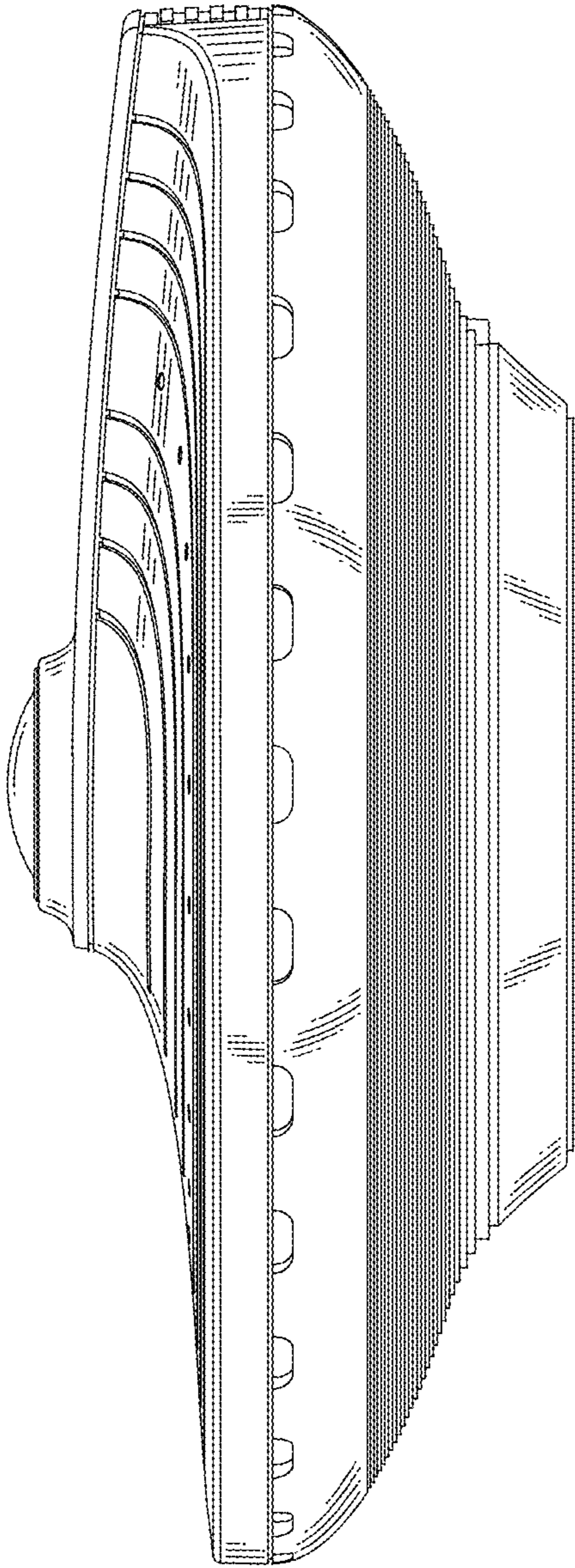


FIG. 2

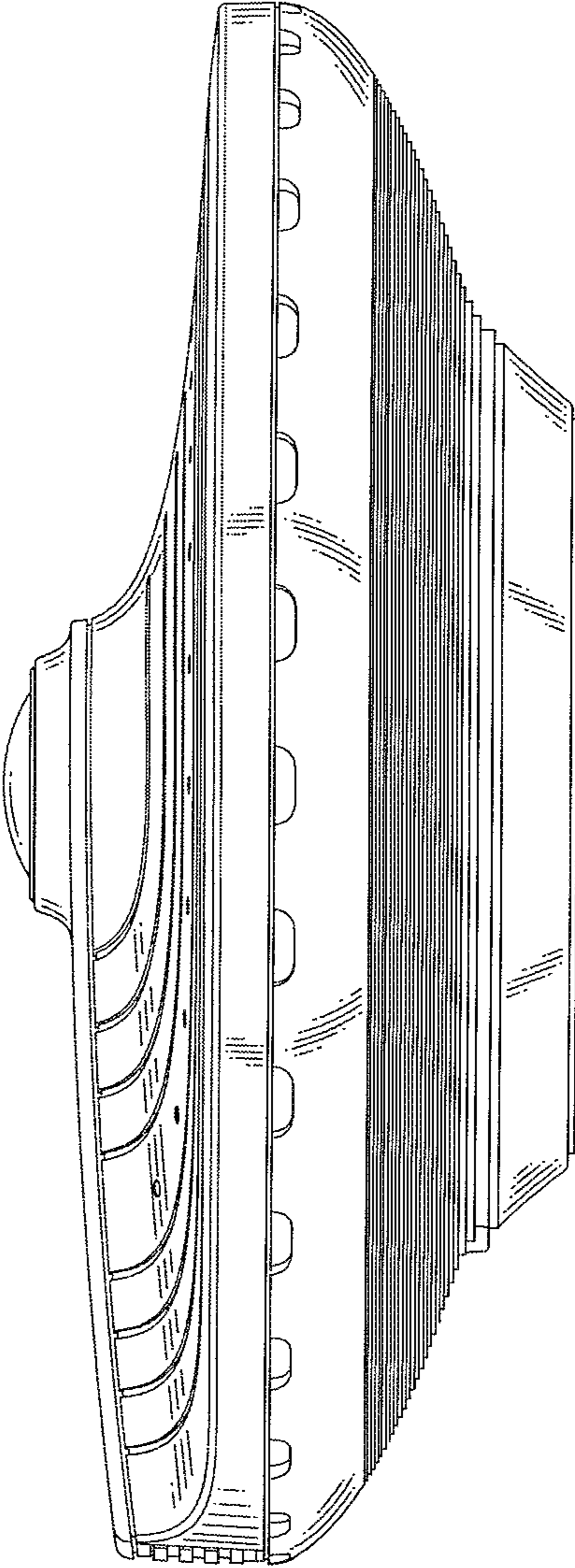


FIG. 3

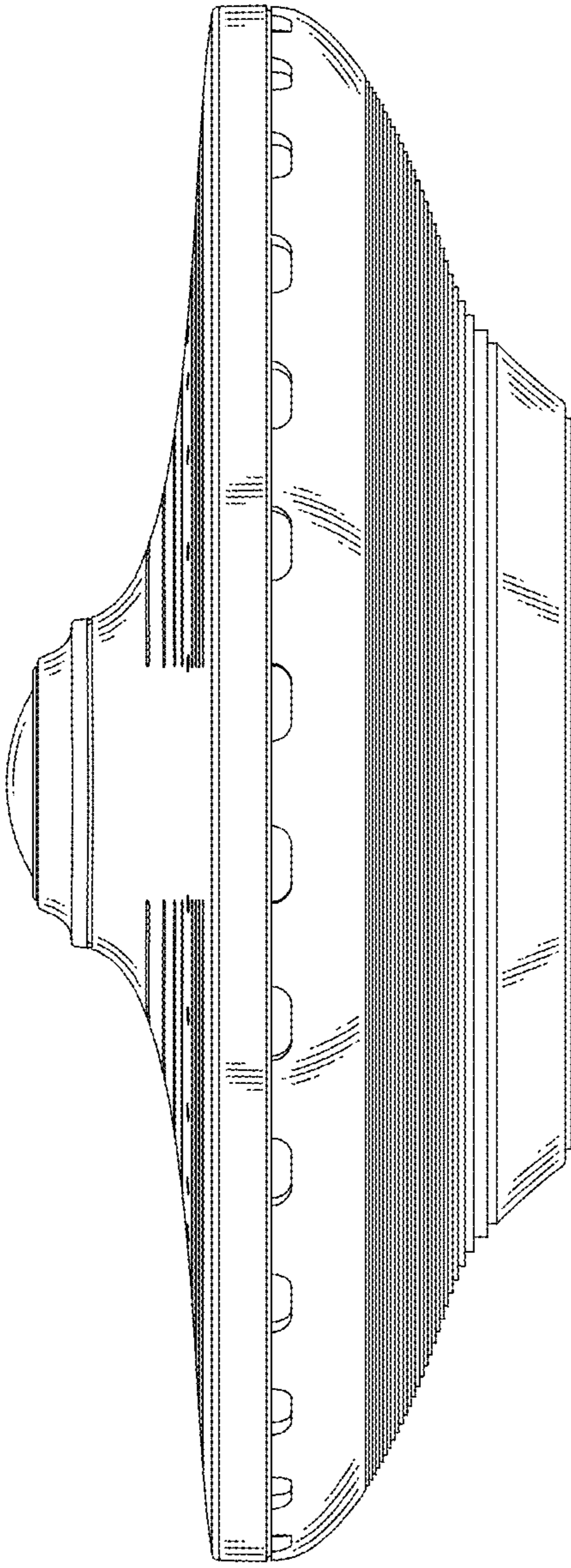


FIG. 4

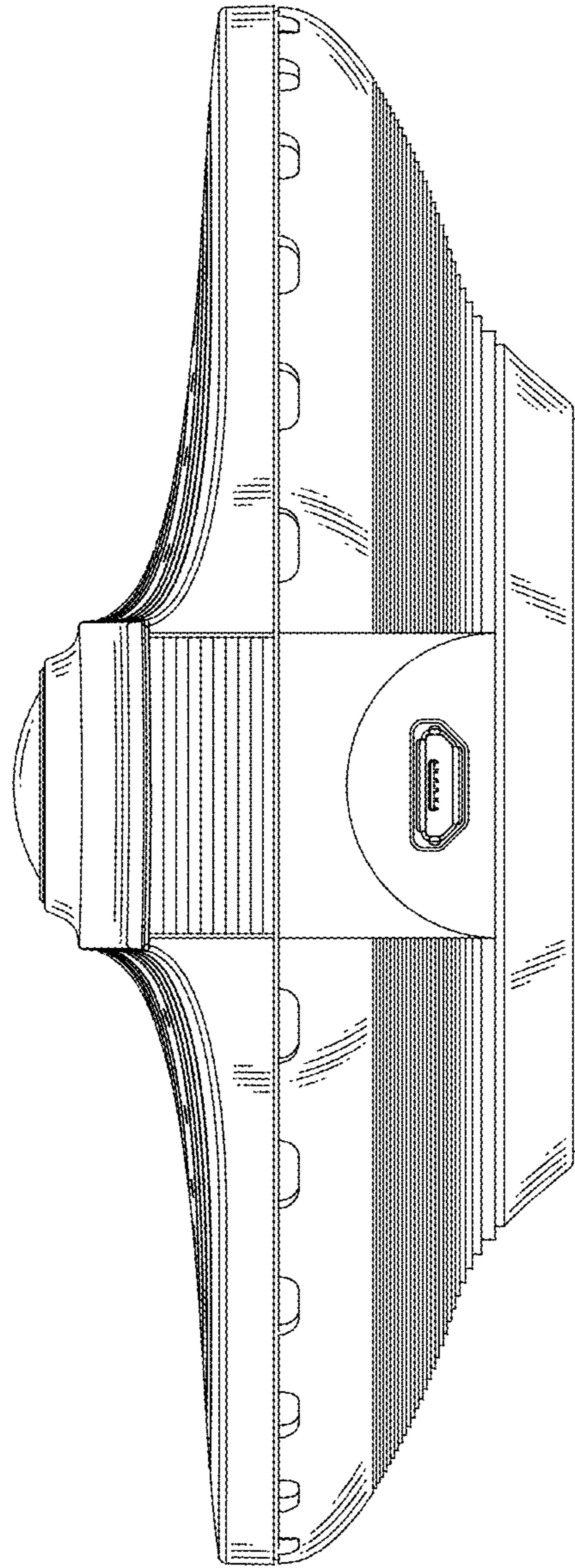


FIG. 5

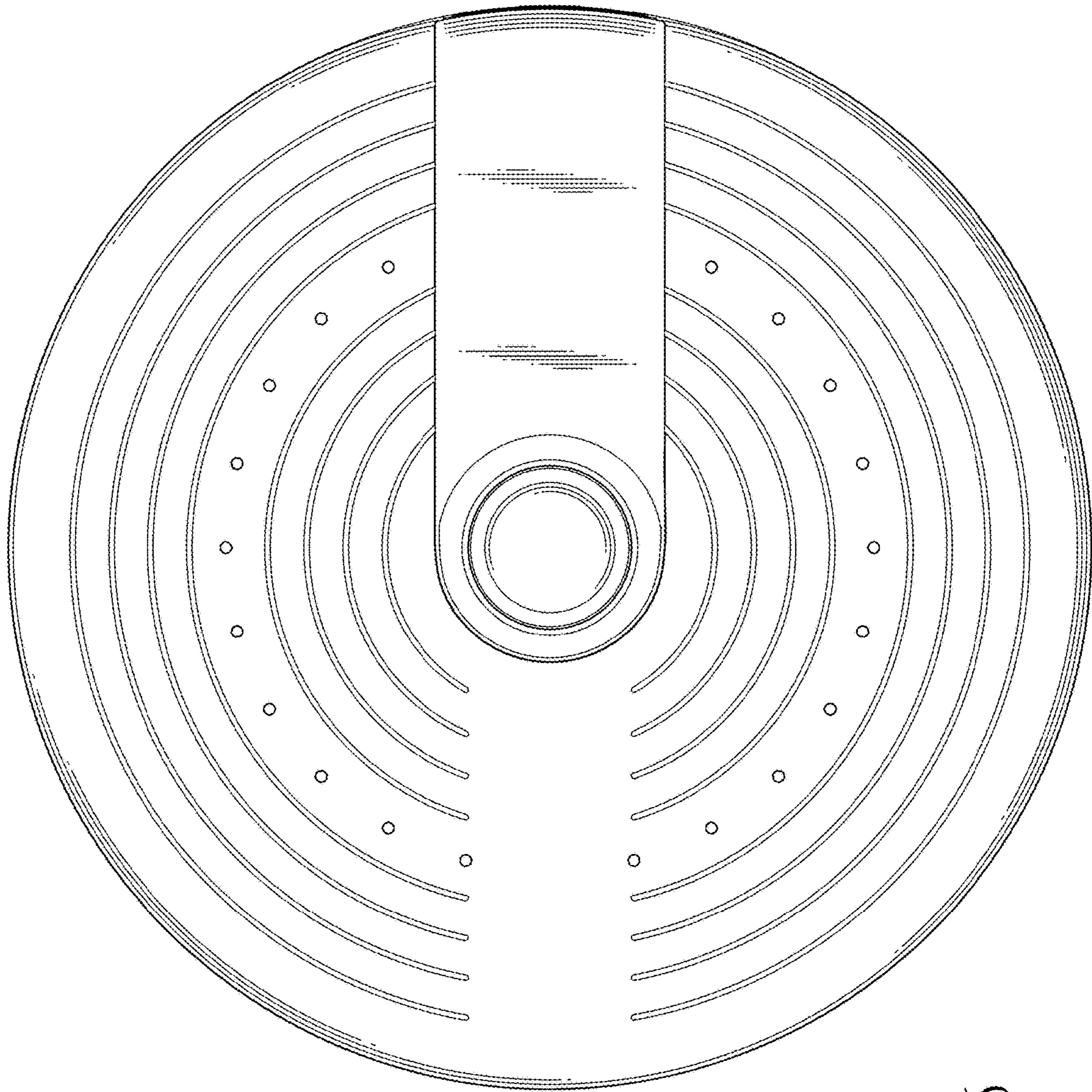


FIG. 6

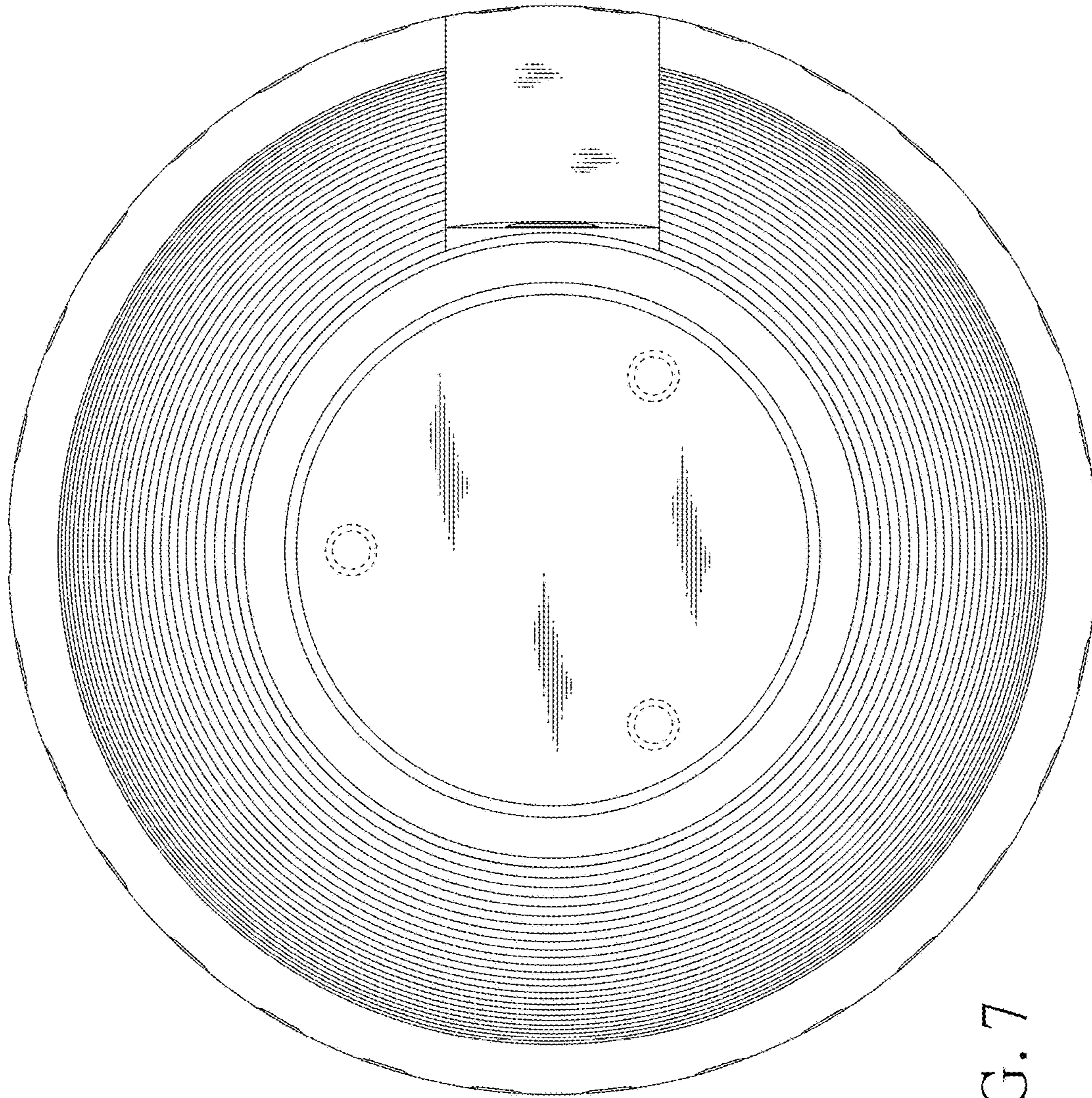


FIG. 7