



US00D809036S

(12) **United States Design Patent**
Vetter

(10) **Patent No.:** **US D809,036 S**

(45) **Date of Patent:** **** Jan. 30, 2018**

(54) **SLUICE MAT**

(71) Applicant: **Steven Vetter**, Bogart, GA (US)

(72) Inventor: **Steven Vetter**, Bogart, GA (US)

(**) Term: **15 Years**

(21) Appl. No.: **29/595,898**

(22) Filed: **Mar. 2, 2017**

(51) **LOC (11) Cl.** **15-99**

(52) **U.S. Cl.**
USPC **D15/147**

(58) **Field of Classification Search**
USPC D6/583, 587, 588, 592; D12/203;
D15/147; D32/57

CPC B03B 5/02; B03B 5/10; B03B 5/26; B03B
5/62; B03B 5/70; B03B 9/00; B03B
11/00

See application file for complete search history.

4,472,269 A	9/1984	Swick	
4,592,833 A	6/1986	Perdue	
D302,018 S	7/1989	Messenger et al.	
D360,888 S	8/1995	Timm	
D377,182 S	1/1997	Simpson	
5,785,182 A	7/1998	Ashcraft	
6,216,367 B1	4/2001	Tubbs	
6,308,835 B1	10/2001	Wade	
D595,630 S *	7/2009	McPherson	D12/203
D598,833 S *	8/2009	Welle	D12/203
D630,659 S *	1/2011	Dibbs	D15/147
D631,900 S *	2/2011	Prochaska	D15/147
D707,275 S *	6/2014	Ito	15/147
D736,286 S	8/2015	Vetter	
D736,287 S	8/2015	Vetter	
D736,288 S	8/2015	Vetter	
D736,842 S	8/2015	Vetter	
D739,886 S	9/2015	Vetter	
D761,893 S *	7/2016	Vetter	15/147
D768,745 S *	10/2016	Vetter	15/147

(Continued)

Primary Examiner — Patricia A Palasik

(74) Attorney, Agent, or Firm — Quickpatents, LLC;
Kevin Prince

(56) **References Cited**

U.S. PATENT DOCUMENTS

D28,454 S	4/1898	Kailor	
2,228,607 A	1/1941	McDonald	
D139,042 S *	10/1944	Pabst	D15/147
2,422,442 A	6/1947	Smith	
D169,834 S	6/1953	Bergmann	
D171,119 S	12/1953	Bergmann	
D179,294 S	11/1956	Hinchliffe	
D209,071 S	10/1967	Koch	
D214,094 S	5/1969	Ziegler	
D214,209 S	5/1969	Ziegler	
D225,128 S	11/1972	Gregor	
D225,774 S	1/1973	Hannon	
D229,055 S	11/1973	Ginaven	
3,799,415 A	3/1974	Tidd	
D259,791 S	7/1981	Davis	
4,290,527 A	9/1981	Wright	
4,319,985 A	3/1982	Hibbard	
4,375,491 A	3/1983	Honig	

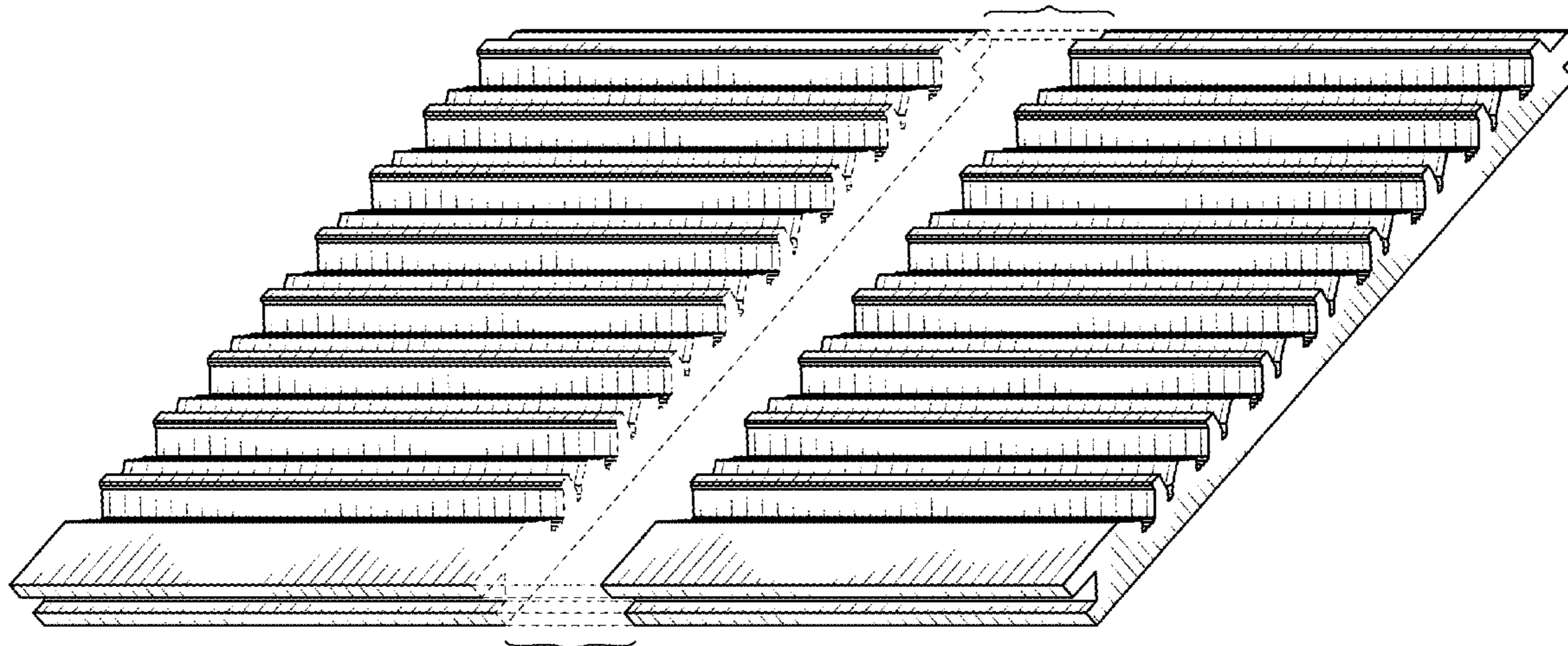
(57) **CLAIM**

I claim the ornamental design for a sluice mat, as shown and described.

DESCRIPTION

FIG. 1 is a perspective view of a sluice mat, showing my new design;
FIG. 2 is a front elevational view thereof;
FIG. 3 is a rear elevational view thereof;
FIG. 4 is a right-side elevational view thereof, the left-side elevational view being a mirror image thereof;
FIG. 5 is a top plan view thereof; and,
FIG. 6 is a bottom plan view thereof.
The portions of the sluice mat shown between broken lines in the figures form no part of the claimed design.

1 Claim, 4 Drawing Sheets



(56)

References Cited

U.S. PATENT DOCUMENTS

D788,669 S * 6/2017 Guo D12/203
2010/0193406 A1 * 8/2010 Alderson B03B 5/26
209/44

* cited by examiner

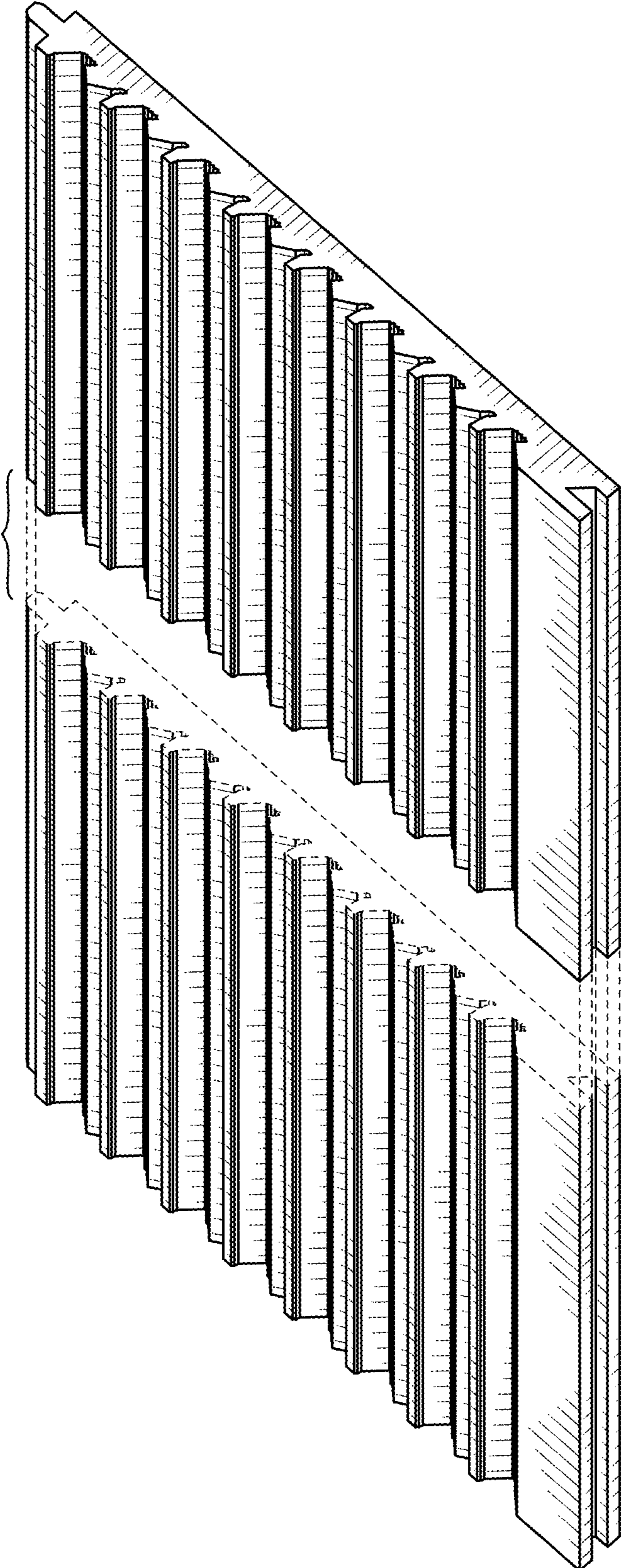


FIG. 1

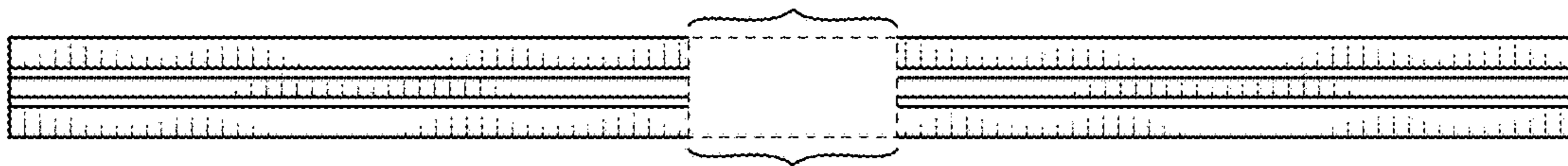


FIG. 2

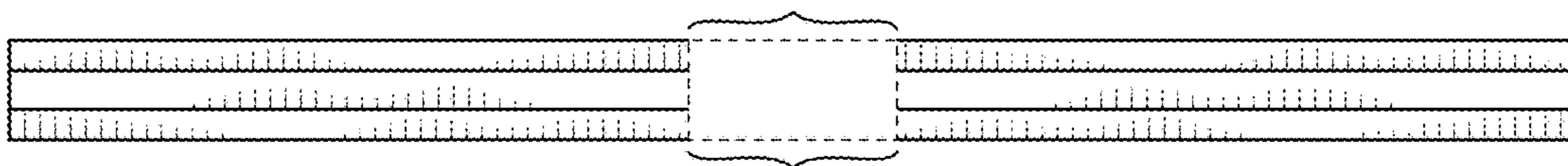


FIG. 3

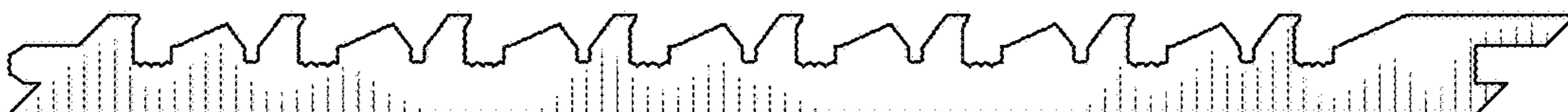


FIG. 4

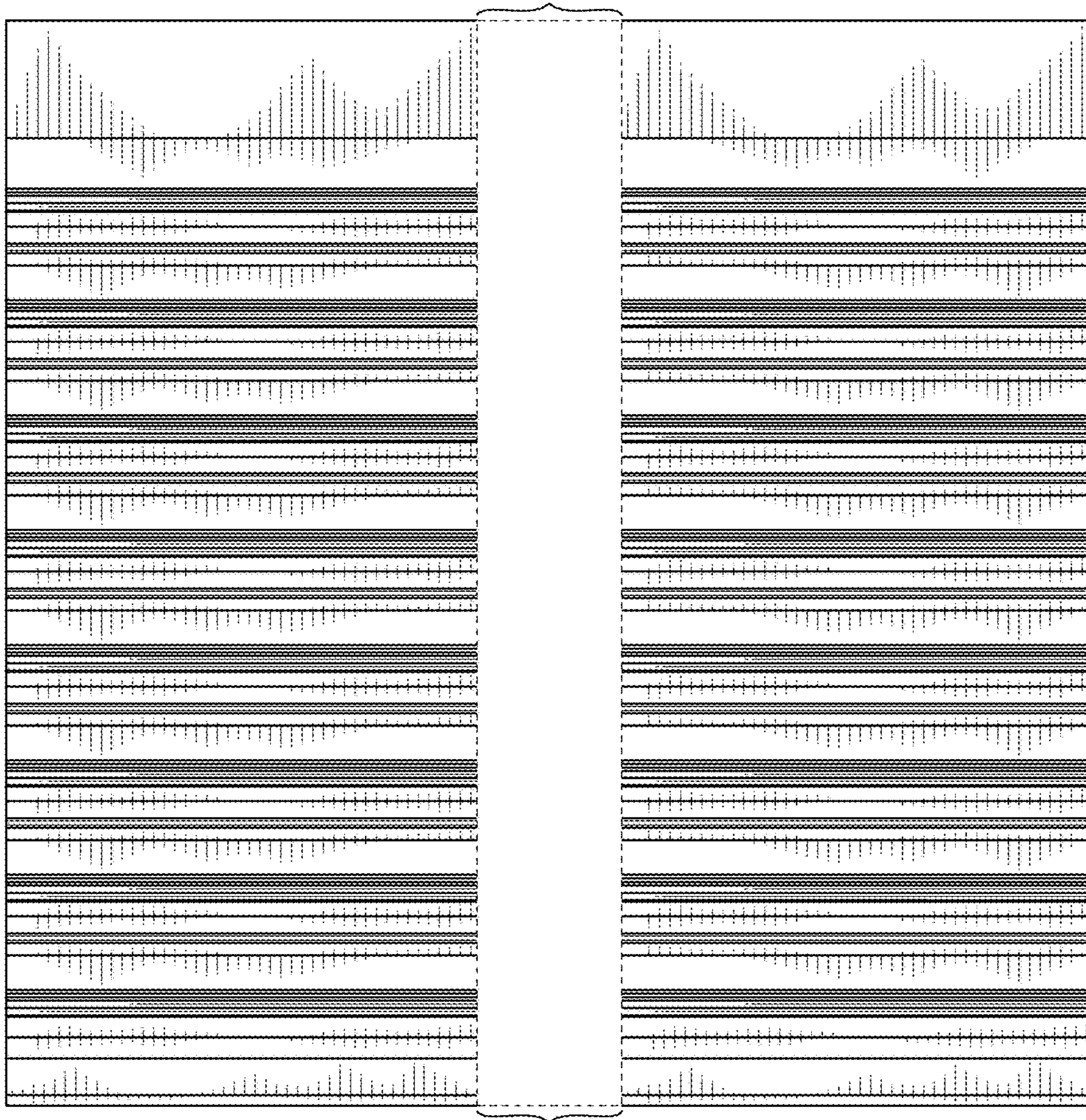


FIG. 5




FIG. 6