



US00D809023S

(12) **United States Design Patent**
Lüke

(10) **Patent No.:** **US D809,023 S**
(45) **Date of Patent:** **** Jan. 30, 2018**

- (54) **PUMP**
- (71) Applicant: **OASE GmbH**, Hörstel-Riesenbeck (DE)
- (72) Inventor: **Wilfried Lüke**, Schloß Holte-Stukenbrock (DE)
- (73) Assignee: **OASE GmbH**, Hörstel-Riesenbeck (DE)
- (**) Term: **15 Years**
- (21) Appl. No.: **29/563,476**
- (22) Filed: **May 5, 2016**
- (30) **Foreign Application Priority Data**
Nov. 5, 2015 (EM) 002848135-0004
- (51) **LOC (11) Cl.** **15-02**
- (52) **U.S. Cl.**
USPC **D15/7**
- (58) **Field of Classification Search**
USPC D15/7-9; D23/231, 232, 225; 417/60, 417/235, 265, 321, 355, 358, 363, 359, 417/410.1, 415-416, 405, 900, 269, 539; 60/408, 412; 184/26-37; 415/140-147; 123/495, 509; 137/565.34
CPC F02M 37/04; F02M 37/14; F04B 53/92; F04B 1/005
See application file for complete search history.

D273,511 S *	4/1984	Tanaka	D15/7
D324,868 S *	3/1992	Jacobs	D15/7
D327,275 S *	6/1992	Sheldon	D15/7
D371,371 S *	7/1996	Hammond	D15/7
D576,640 S *	9/2008	Sinico	D15/7
D644,666 S *	9/2011	Fukano	D15/7
D689,907 S *	9/2013	Rogers	D15/7
D723,587 S *	3/2015	Park	D15/7

* cited by examiner

Primary Examiner — Ralf Seifert

(74) *Attorney, Agent, or Firm* — Gudrun E. Huckett

(57) **CLAIM**

The ornamental design for a pump, as shown and described.

DESCRIPTION

FIG. 1 is a perspective front view of a pump showing my new design;

FIG. 2 is a top plan view thereof;

FIG. 3 is a bottom plan view thereof;

FIG. 4 is a rear elevational view thereof;

FIG. 5 is a front elevational view thereof;

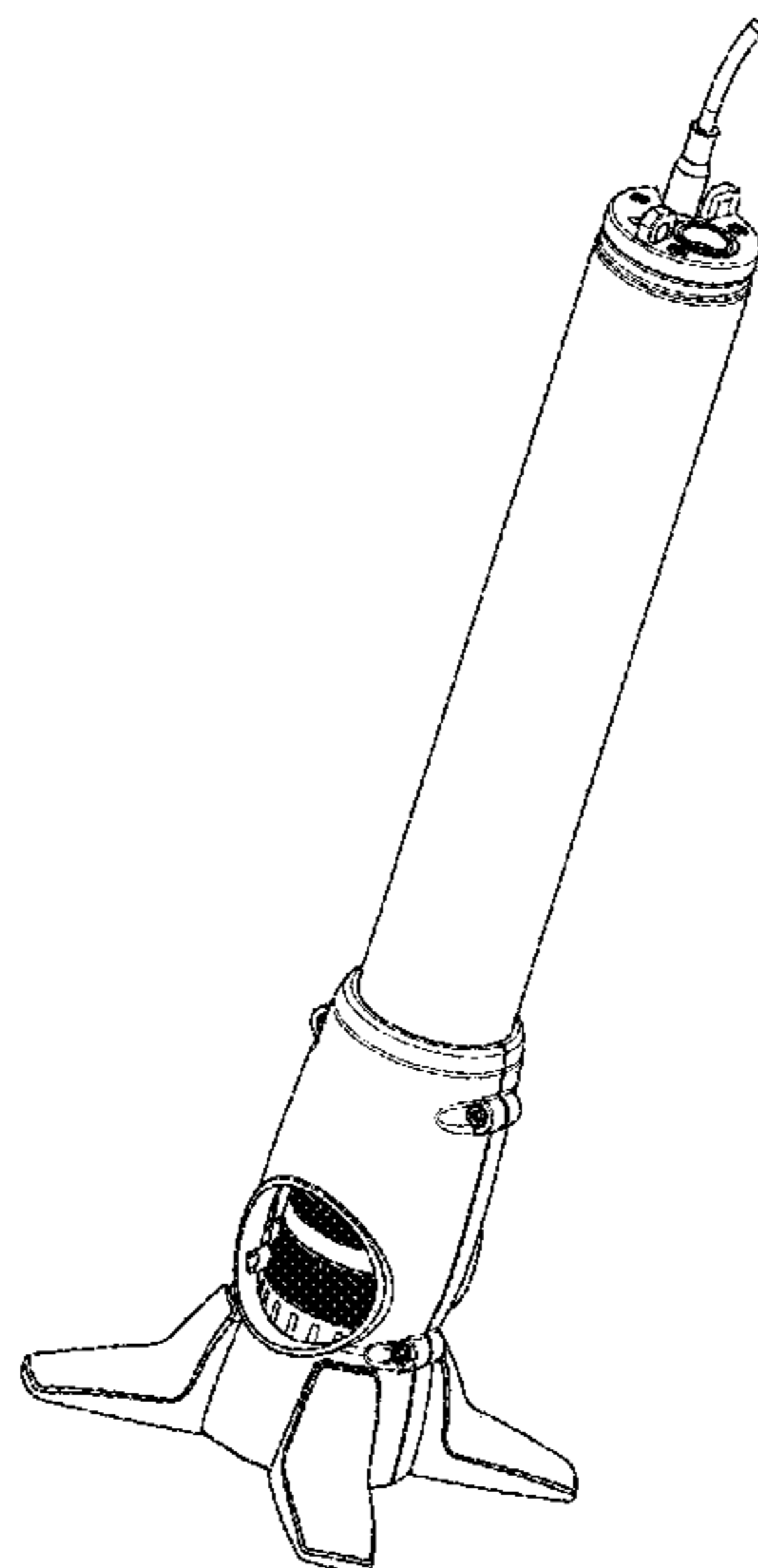
FIG. 6 is a left elevational view thereof; and,

FIG. 7 is a right elevational view thereof.

The broken lines are included for the purpose of illustrating portions of the pump that form no part of the claimed design.

1 Claim, 7 Drawing Sheets

- (56) **References Cited**
U.S. PATENT DOCUMENTS
D229,783 S * 1/1974 Campbell D15/7
D236,756 S * 9/1975 Franzen D15/7
D258,210 S * 2/1981 Shure D15/7
D258,590 S * 3/1981 Shaw D15/7



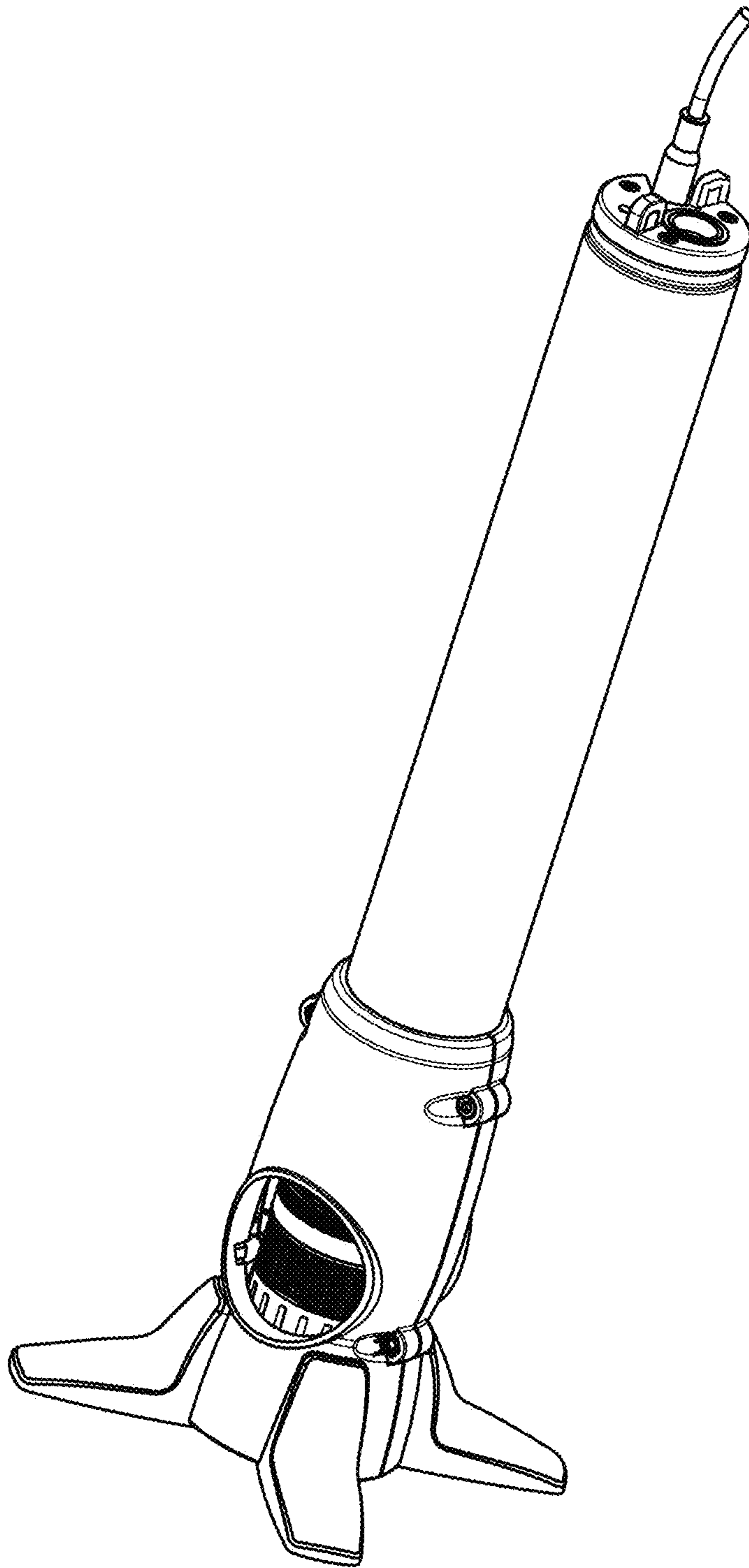


Fig. 1




Fig. 2

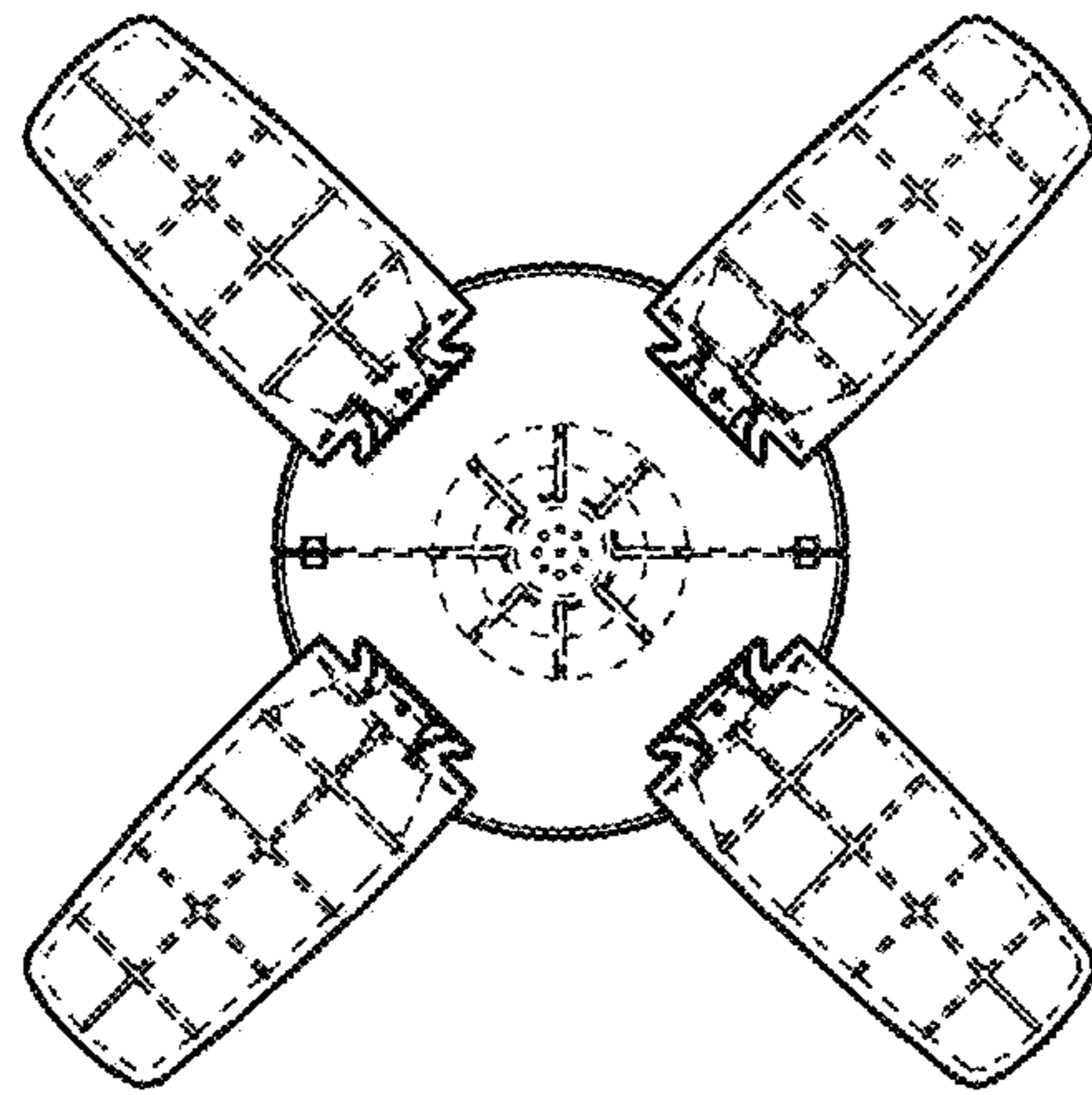


Fig. 3

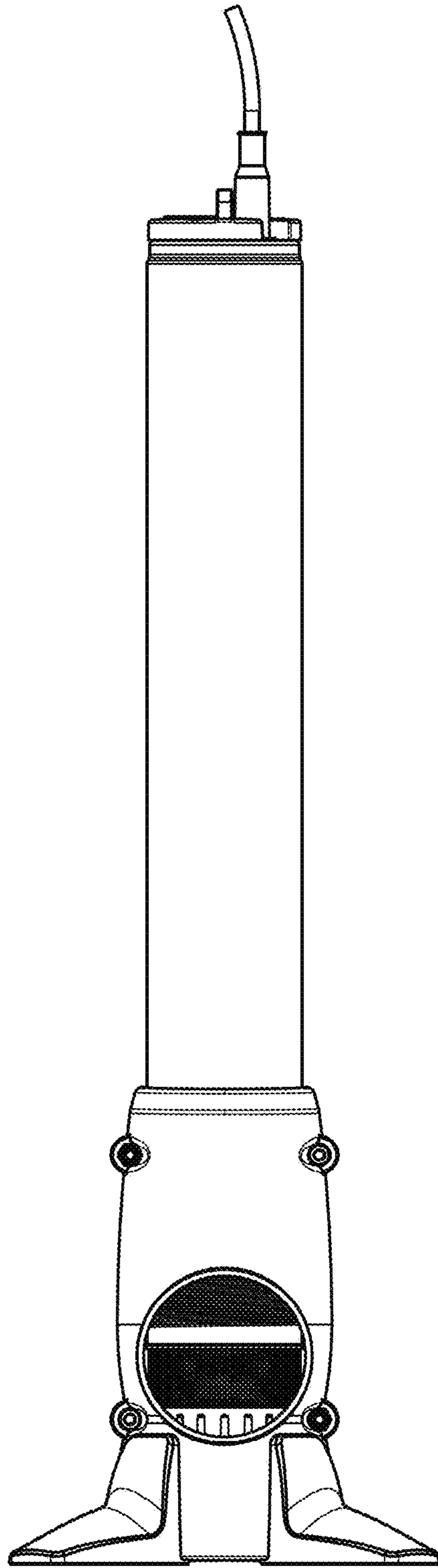


Fig. 4

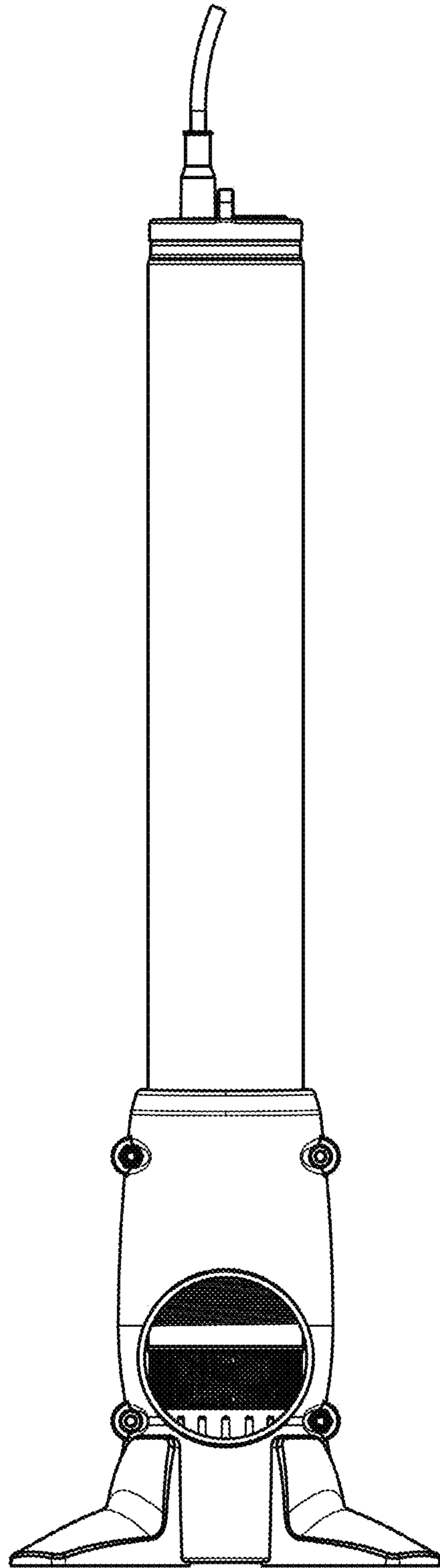


Fig. 5

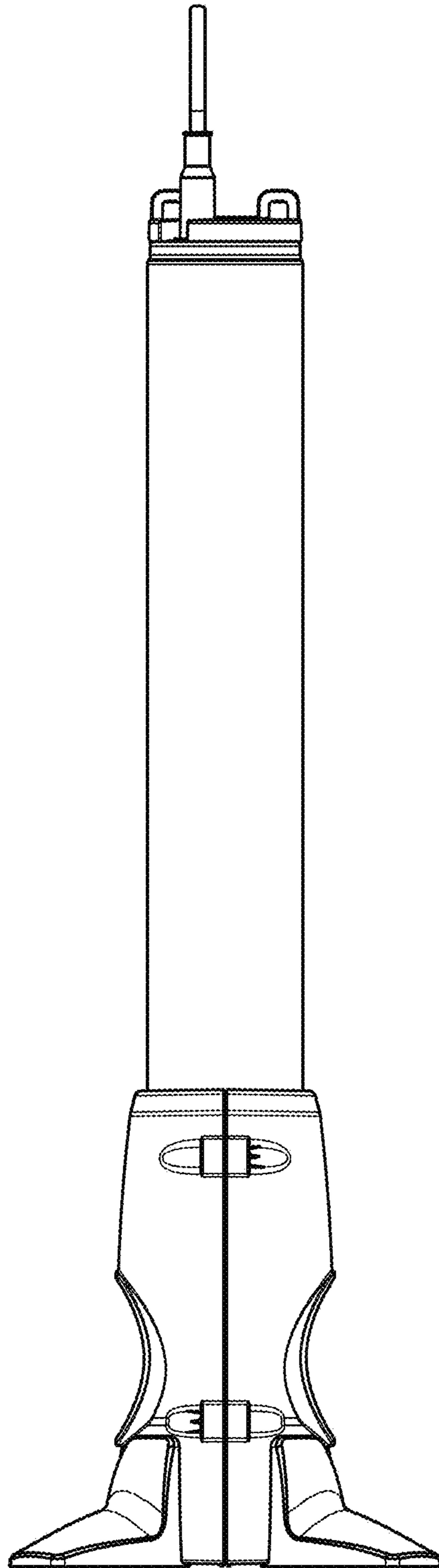


Fig. 6

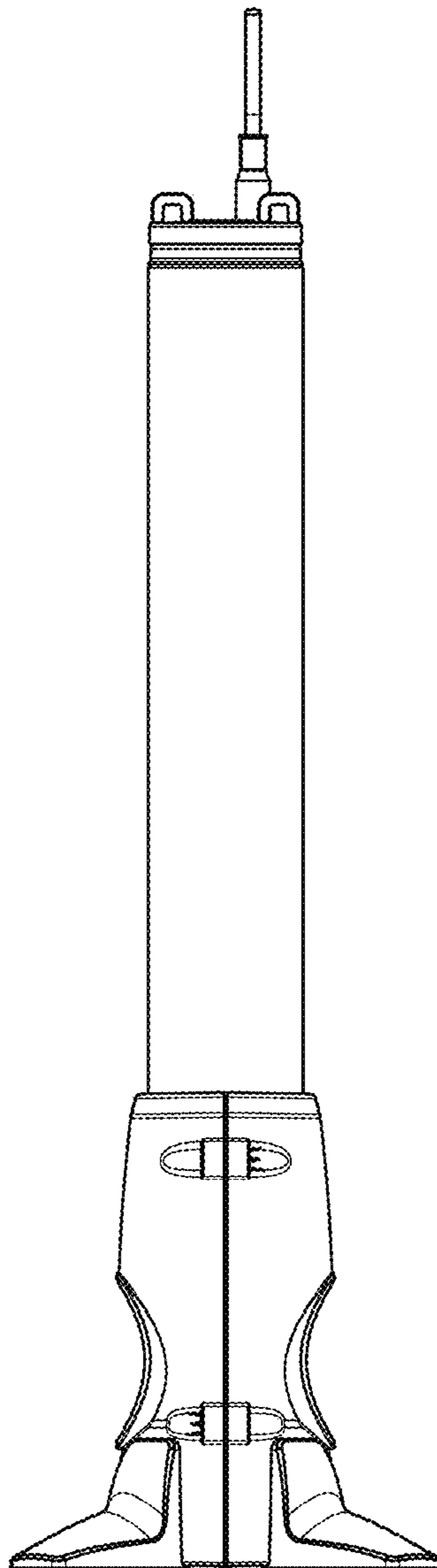


Fig. 7