



US00D809017S

(12) **United States Design Patent** (10) **Patent No.:** **US D809,017 S**  
**Noda et al.** (45) **Date of Patent:** **\*\* Jan. 30, 2018**

(54) **OUTBOARD MOTOR COWL** 8,651,906 B1 \* 2/2014 Morton ..... B63H 20/32  
 440/77  
 (71) Applicant: **Brunswick Corporation**, Lake Forest, IL (US) D727,969 S \* 4/2015 Okamoto ..... D15/4  
 D740,858 S 10/2015 Dannenberg et al.  
 9,216,805 B1 \* 12/2015 Amerling ..... B63H 20/32  
 D757,126 S 5/2016 Vaninetti et al.  
 (72) Inventors: **Glen Arthur Noda**, Rancho Mission Viejo, CA (US); **Todd D. Dannenberg**, Fond du Lac, WI (US) 9,359,981 B1 \* 6/2016 Waisanen ..... F02M 35/167  
 9,376,194 B1 \* 6/2016 Jensen ..... B63H 20/245  
 9,481,438 B1 \* 11/2016 Tuchscherer ..... F16H 57/029  
 9,580,947 B1 \* 2/2017 Amerling ..... E05C 19/12  
 9,587,601 B1 \* 3/2017 Ochiai ..... F02M 35/167  
 (73) Assignee: **Brunswick Corporation**, Mettawa, IL (US) 2003/0232548 A1 \* 12/2003 Alby ..... F02B 61/045  
 440/77  
 2013/0280970 A1 \* 10/2013 Clarkson ..... B63H 20/245  
 440/88 A  
 (\*\*) Term: **15 Years** 2017/0306830 A1 \* 10/2017 Bruestle ..... F01P 1/06  
 (21) Appl. No.: **29/593,920** \* cited by examiner  
 (22) Filed: **Feb. 14, 2017**  
 (51) **LOC (11) Cl.** ..... **15-01**  
 (52) **U.S. Cl.**  
 USPC ..... **D15/4**  
 (58) **Field of Classification Search**  
 USPC ..... D15/4, 5  
 CPC .. B63H 20/32; B63H 2020/323; B63H 23/30;  
 B63H 23/08; B63H 23/22; B63H 5/14;  
 B63H 5/15; B63H 21/165; B63H 21/17;  
 B63H 21/38; B63H 5/125; B63B 35/68  
 See application file for complete search history.

\* cited by examiner

*Primary Examiner* — T. Chase Nelson

*Assistant Examiner* — Ania Aman

(74) *Attorney, Agent, or Firm* — Andrus Intellectual Property Law, LLP

(57) **CLAIM**

The ornamental design for an outboard motor cowl, as shown and described.

**DESCRIPTION**

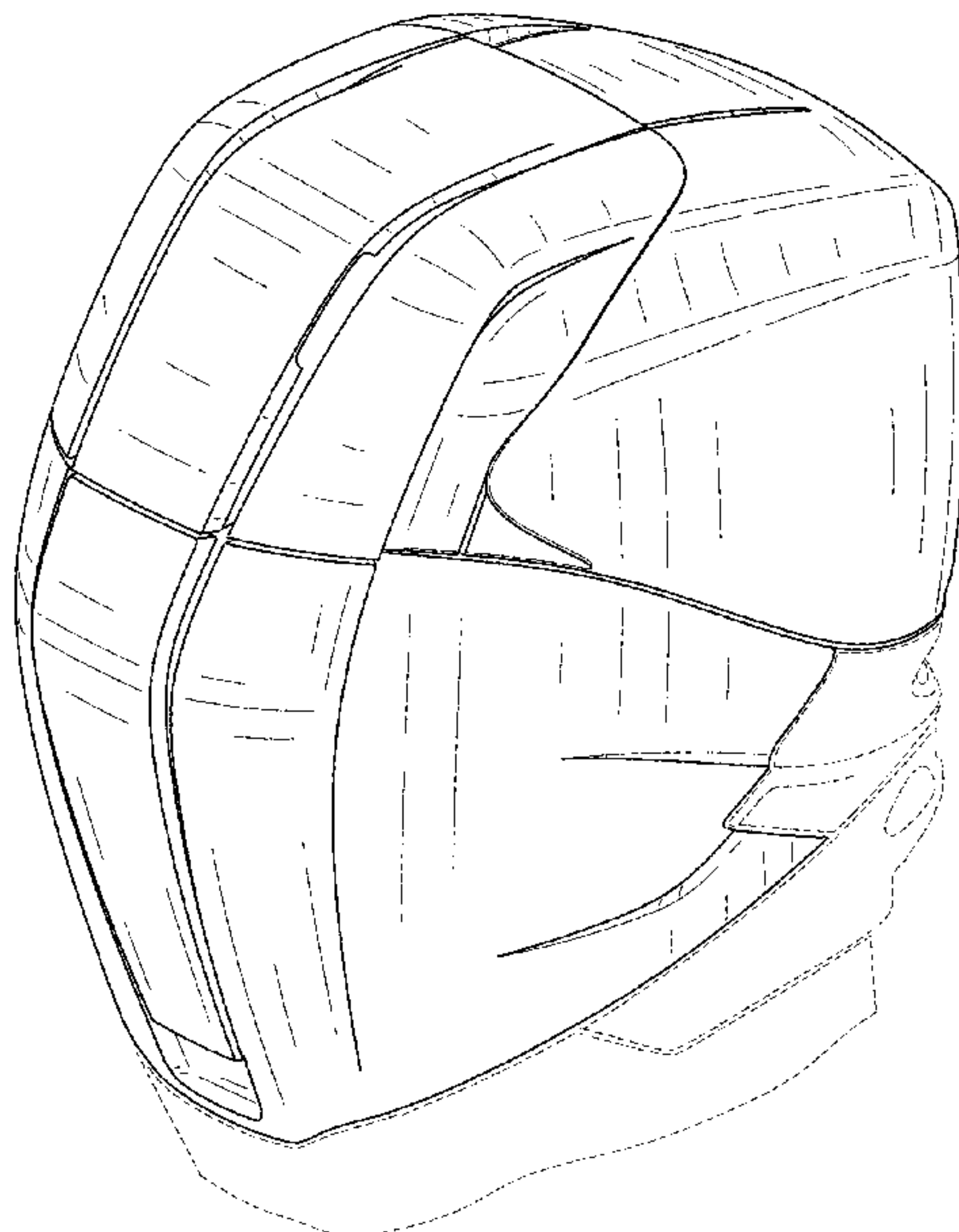
FIG. 1 is a rear perspective view of an outboard motor cowl according to our new and ornamental design;  
 FIG. 2 is a front perspective view thereof;  
 FIG. 3 is a front elevation view thereof;  
 FIG. 4 is a rear elevation view thereof;  
 FIG. 5 is a left side elevation view thereof;  
 FIG. 6 is a right side elevation view thereof; and,  
 FIG. 7 is a top plan view thereof.  
 The portions of the outboard motor cowl shown in broken lines form no part of the claimed design.

**1 Claim, 7 Drawing Sheets**

(56) **References Cited**

U.S. PATENT DOCUMENTS

D421,444 S	3/2000	Hatch et al.	
D460,972 S	7/2002	Osumi	
D463,447 S	9/2002	Osumi et al.	
D463,449 S	9/2002	Osumi	
D463,800 S	10/2002	Osumi	
D474,480 S	5/2003	Zebley et al.	
D478,597 S	8/2003	Zebley	
D489,380 S	5/2004	Ohsumi et al.	
D528,563 S *	9/2006	Sanschagrinn	..... D15/4
D643,440 S	8/2011	Dannenberg et al.	



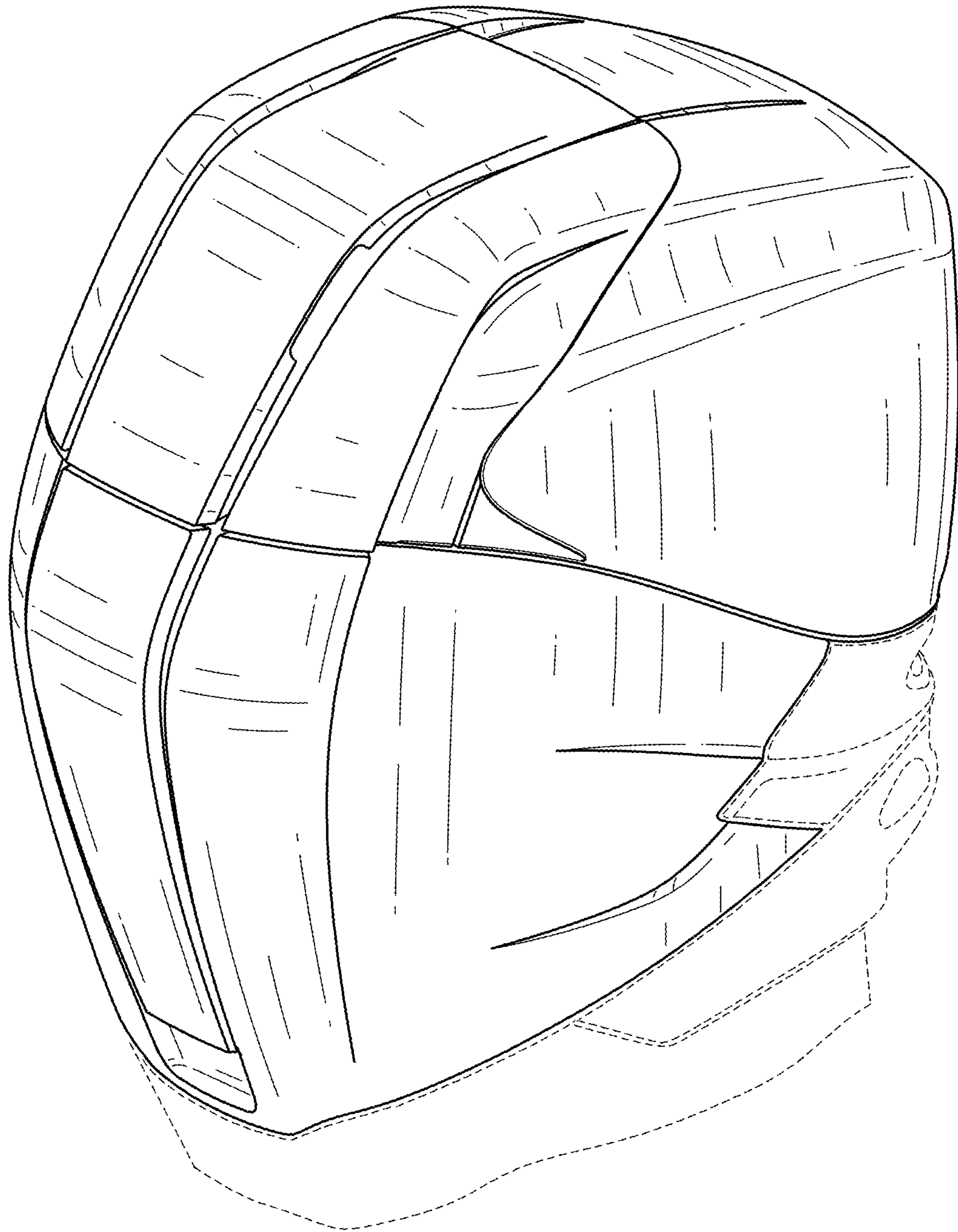


FIG. 1

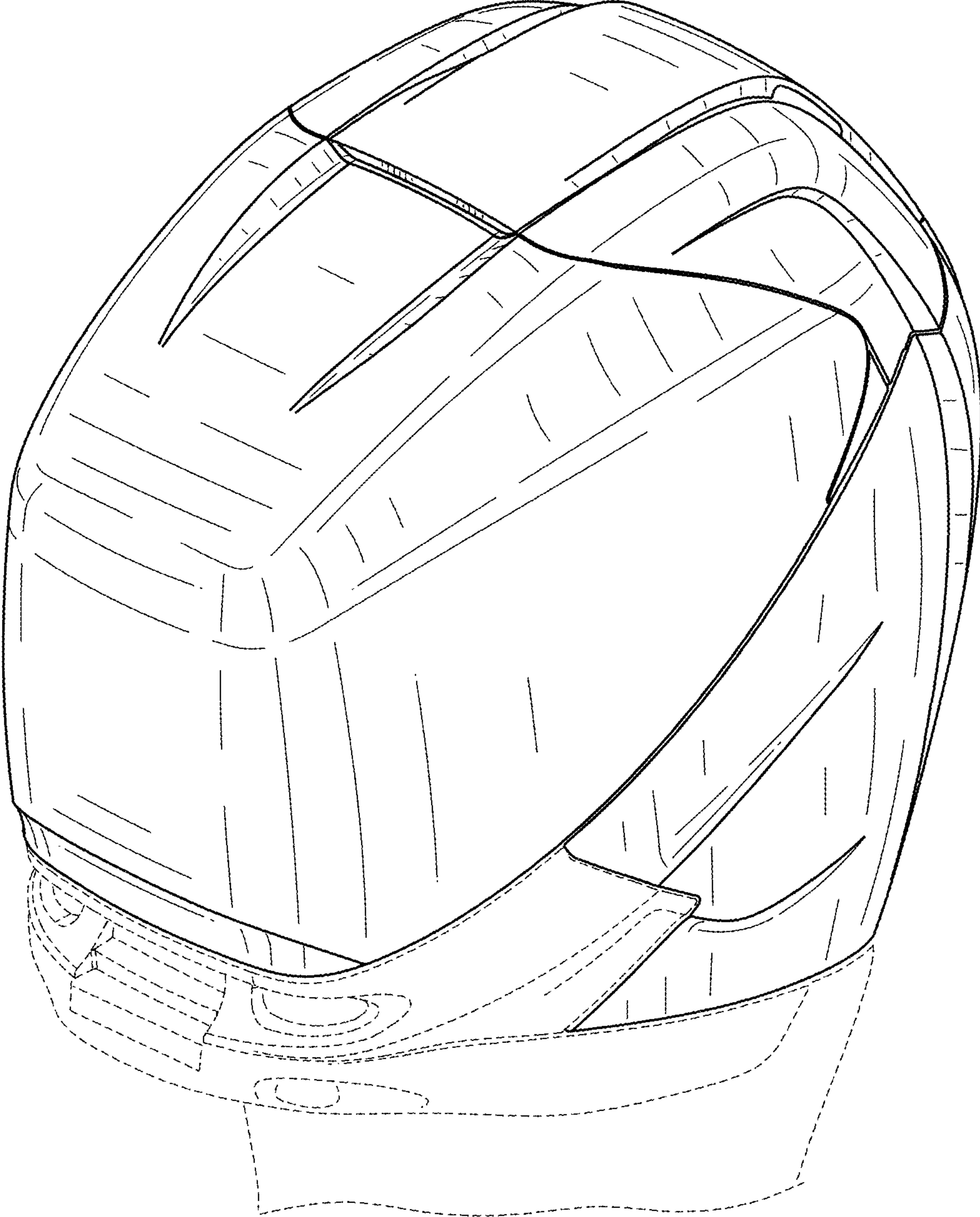


FIG. 2

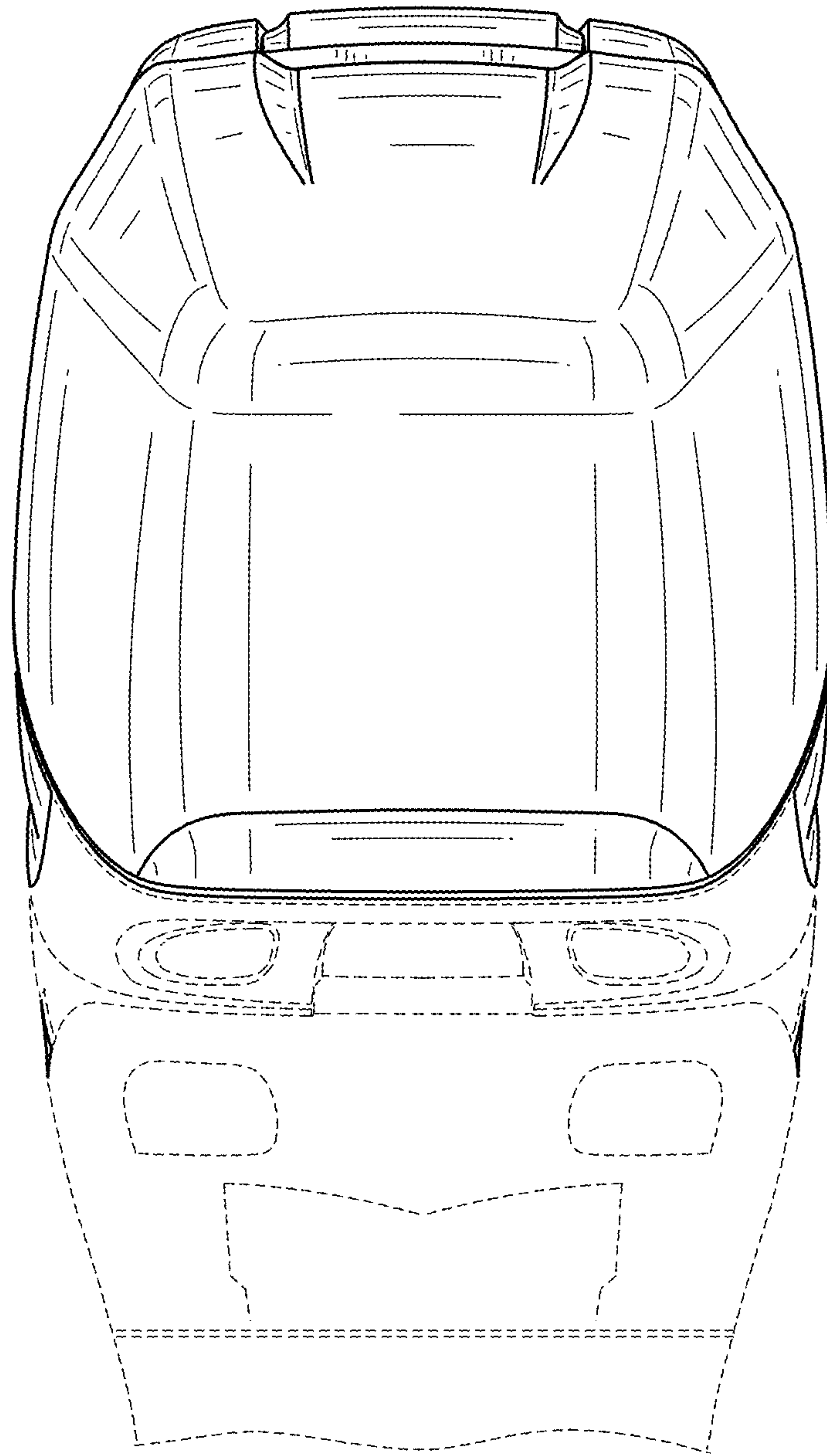


FIG. 3



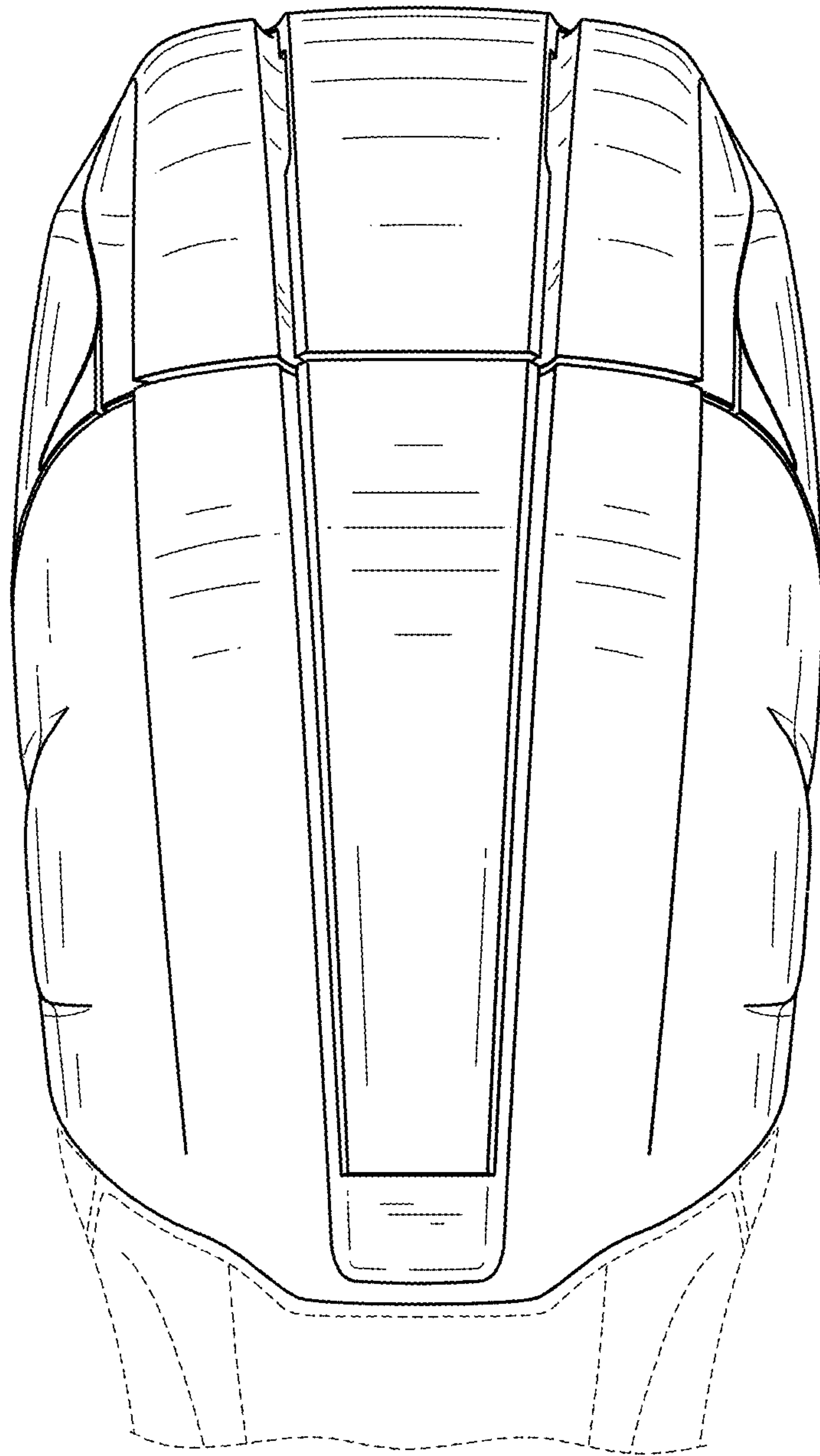


FIG. 4

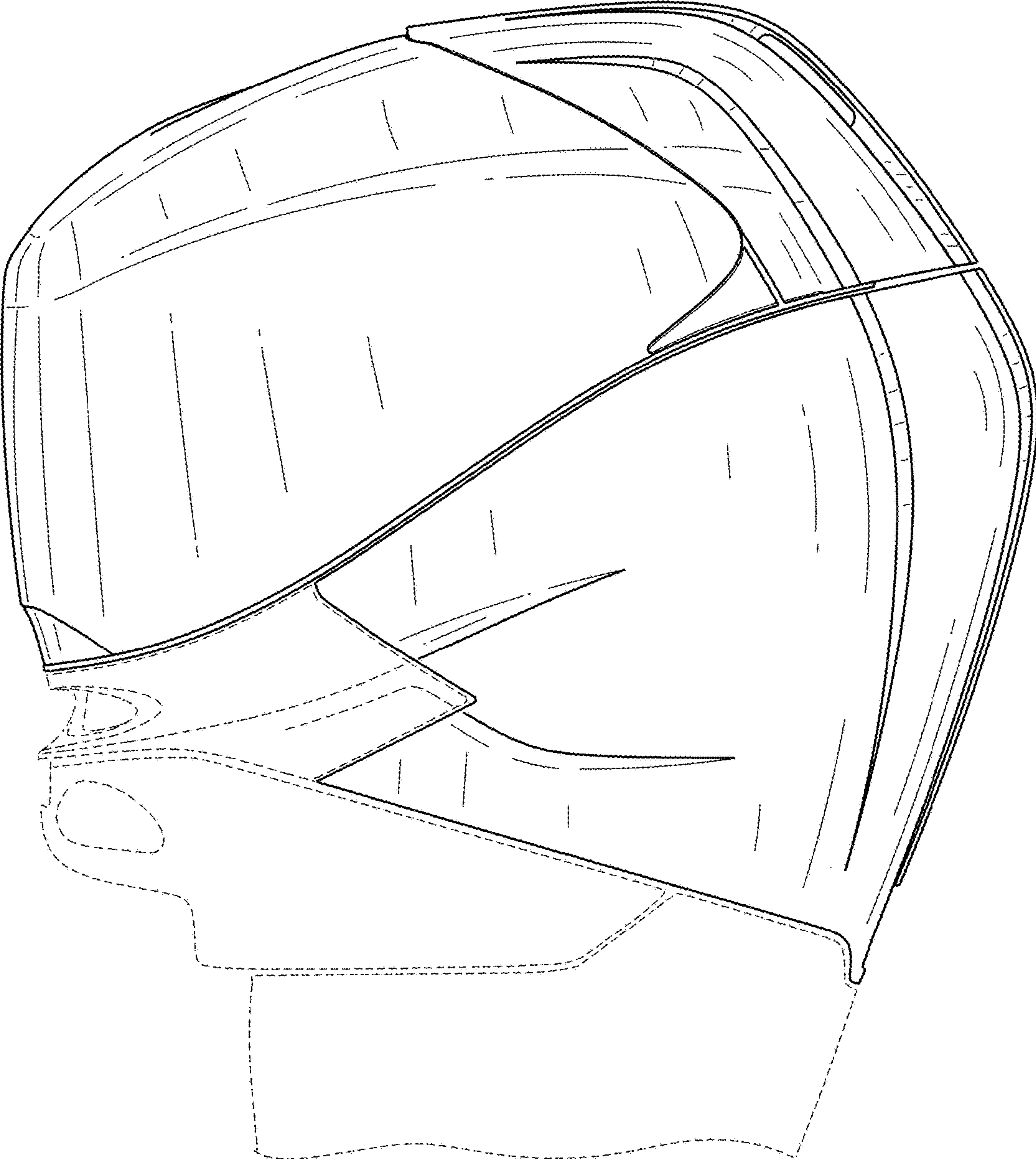


FIG. 5

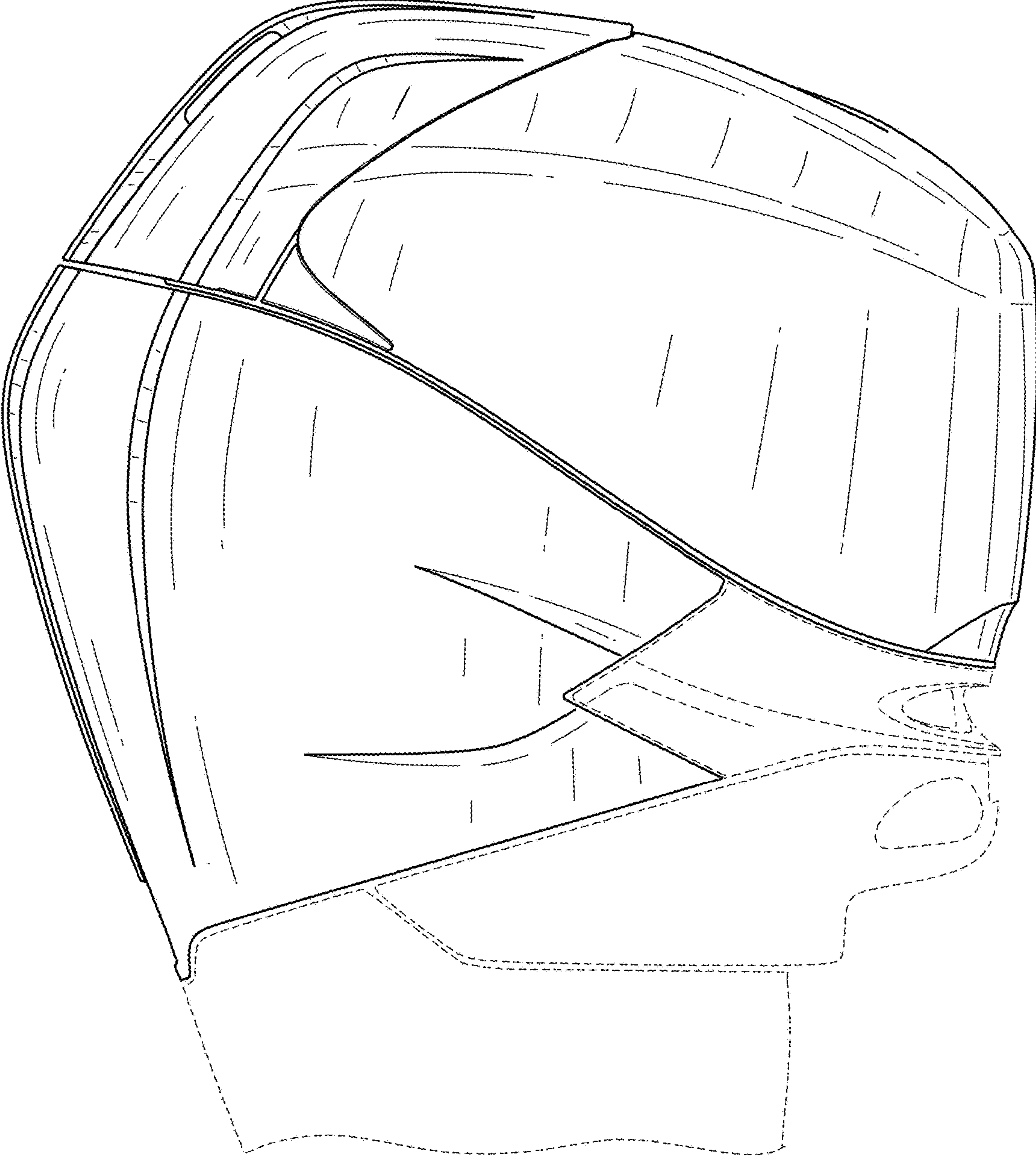


FIG. 6

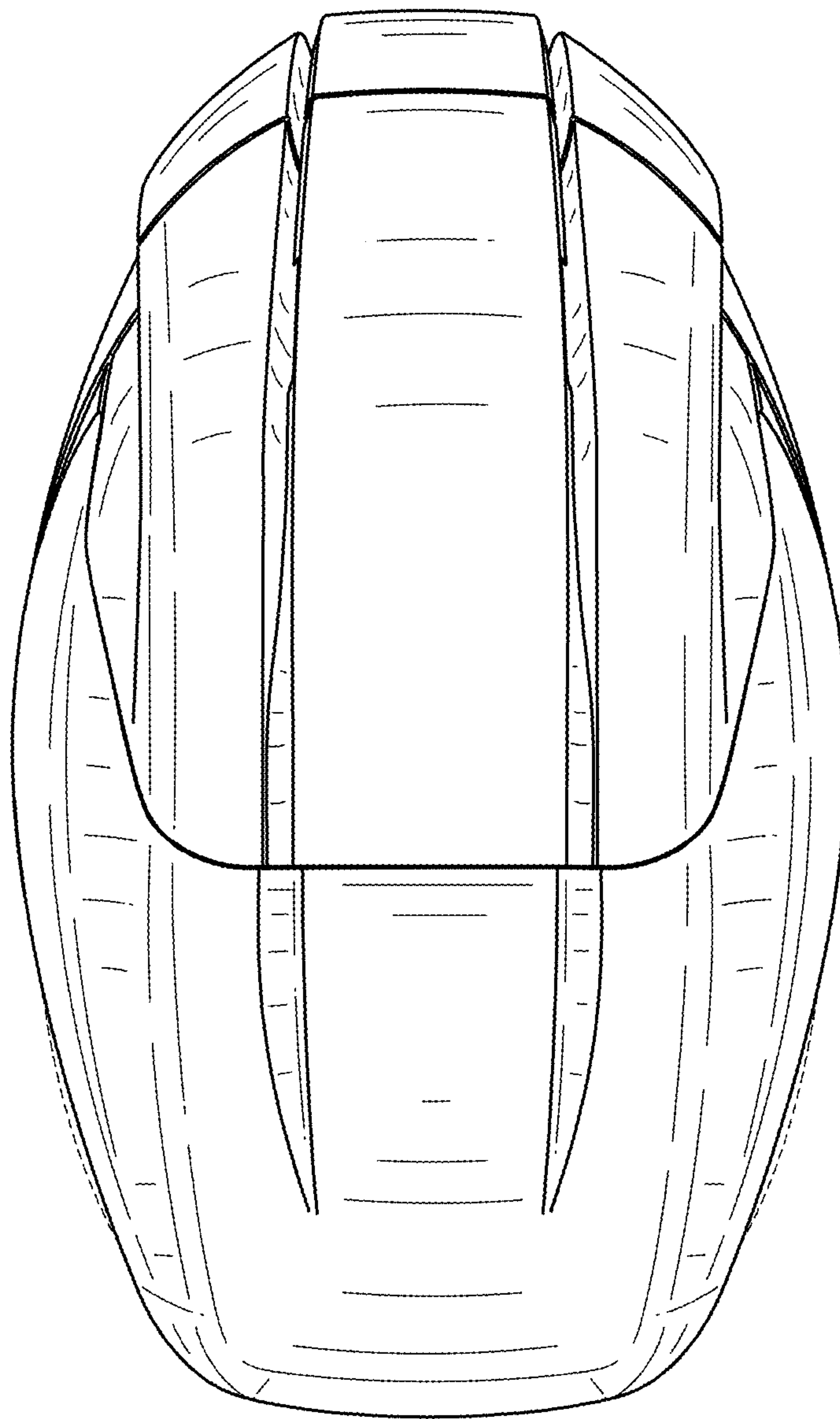


FIG. 7