



US00D808963S

(12) **United States Design Patent** (10) **Patent No.:** **US D808,963 S**
Delpier et al. (45) **Date of Patent:** **** Jan. 30, 2018**

(54) **COMPUTER**

(71) Applicant: **Hewlett-Packard Development Company, L.P.**, Houston, TX (US)
 (72) Inventors: **Michael Delpier**, Houston, TX (US); **Stacy Wolff**, Houston, TX (US); **Paul L. Drew**, Houston, TX (US); **Eric Chen**, Houston, TX (US)
 (73) Assignee: **Hewlett-Packard Development Company, L.P.**, Houston, TX (US)

(**) Term: **15 Years**

(21) Appl. No.: **29/583,551**

(22) Filed: **Nov. 7, 2016**

(51) **LOC (11) Cl.** **14-02**

(52) **U.S. Cl.**
USPC **D14/348**

(58) **Field of Classification Search**
 USPC D14/240, 300, 301, 308, 348–356, D14/364–368, 188; D13/123, 158, 162, D13/184, 199; 312/223.1–223.3, 351.11; 360/99.01–99.12; 369/34.01–36.01; 361/679.31–679.33, 679.37, 679.39, 361/679.46, 679.53, 679.4, 679.41, 727
 CPC . G06F 1/20; G06F 1/181; G06F 1/187; G06F 1/183; G06F 1/184; G06F 1/16; H05K 7/16; H05K 7/1424; H05K 7/1409; H05K 7/20; H05K 7/20545; H05K 7/20727; H05K 7/1425; H05K 7/1488; H05K 7/183; H05K 7/14; H05K 5/00; H05K 7/00; H05H 7/20; G11B 33/126; G11B 33/128; G11B 33/08; G11B 33/02

See application file for complete search history.

(56) **References Cited**

U.S. PATENT DOCUMENTS

D338,453	S	*	8/1993	Martin	D14/351
D370,211	S	*	5/1996	Lee	D14/349
D406,116	S	*	2/1999	Huber	D14/351
D676,444	S	*	2/2013	Cloutier	D14/349
D707,226	S	*	6/2014	DePaula	D14/357
2003/0122457	A1	*	7/2003	Diaz	G06F 1/181 312/223.2

* cited by examiner

Primary Examiner — Freda S Nunn

(74) *Attorney, Agent, or Firm* — Foley & Lardner

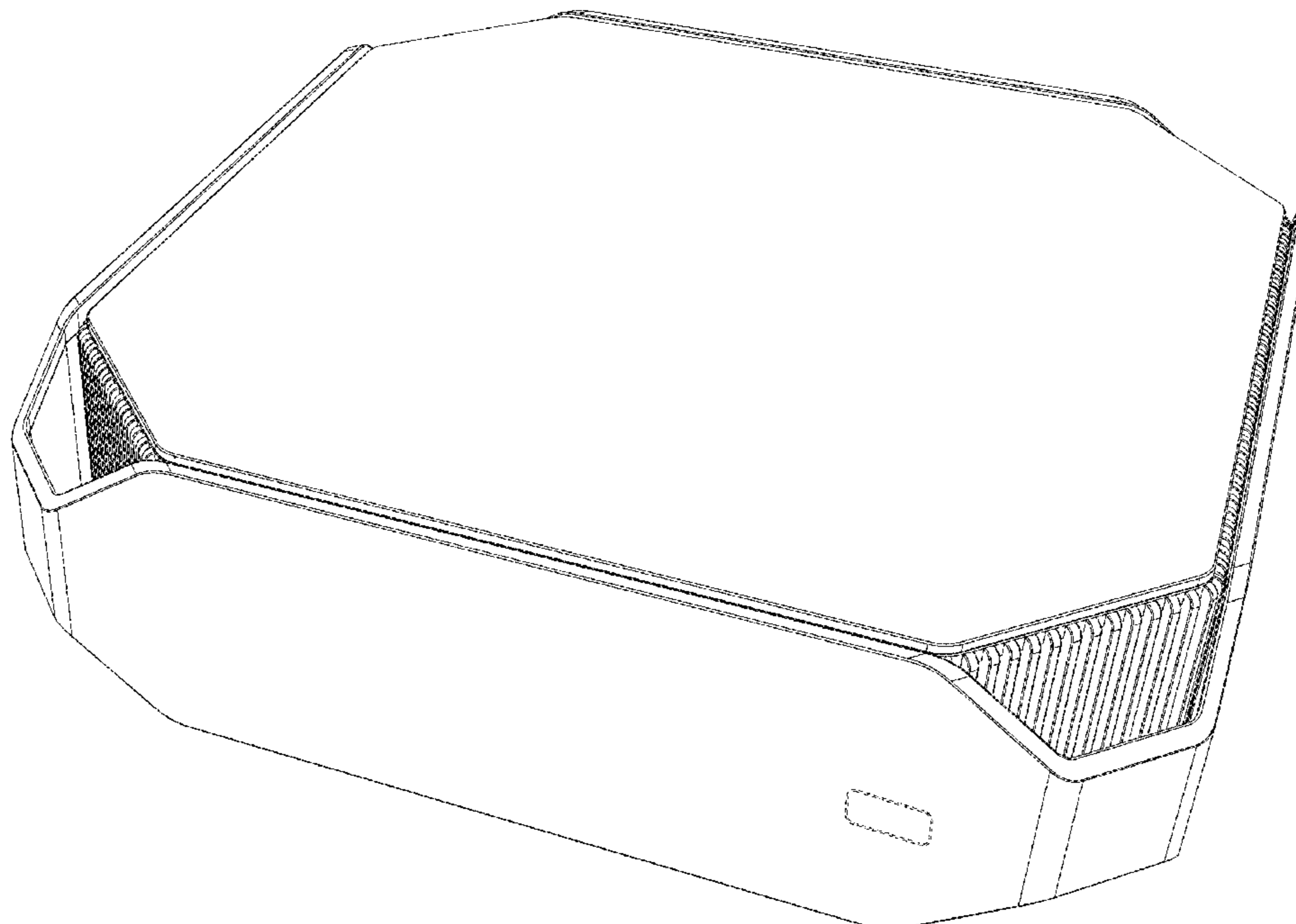
(57) **CLAIM**

We claim the ornamental design for a computer, as shown and described.

DESCRIPTION

FIG. 1 is a perspective view of a computer according to our new design;
 FIG. 2 is a front elevational view thereof;
 FIG. 3 is a rear elevational view thereof;
 FIG. 4 is a left side elevational view thereof;
 FIG. 5 is a right side elevational view thereof;
 FIG. 6 is a top plan view thereof; and,
 FIG. 7 is a bottom plan view thereof.
 The ornamental design which is claimed is shown in solid lines in the drawings. The broken lines formed by dashes show unclaimed subject matter and form no part of the claimed design.

1 Claim, 5 Drawing Sheets



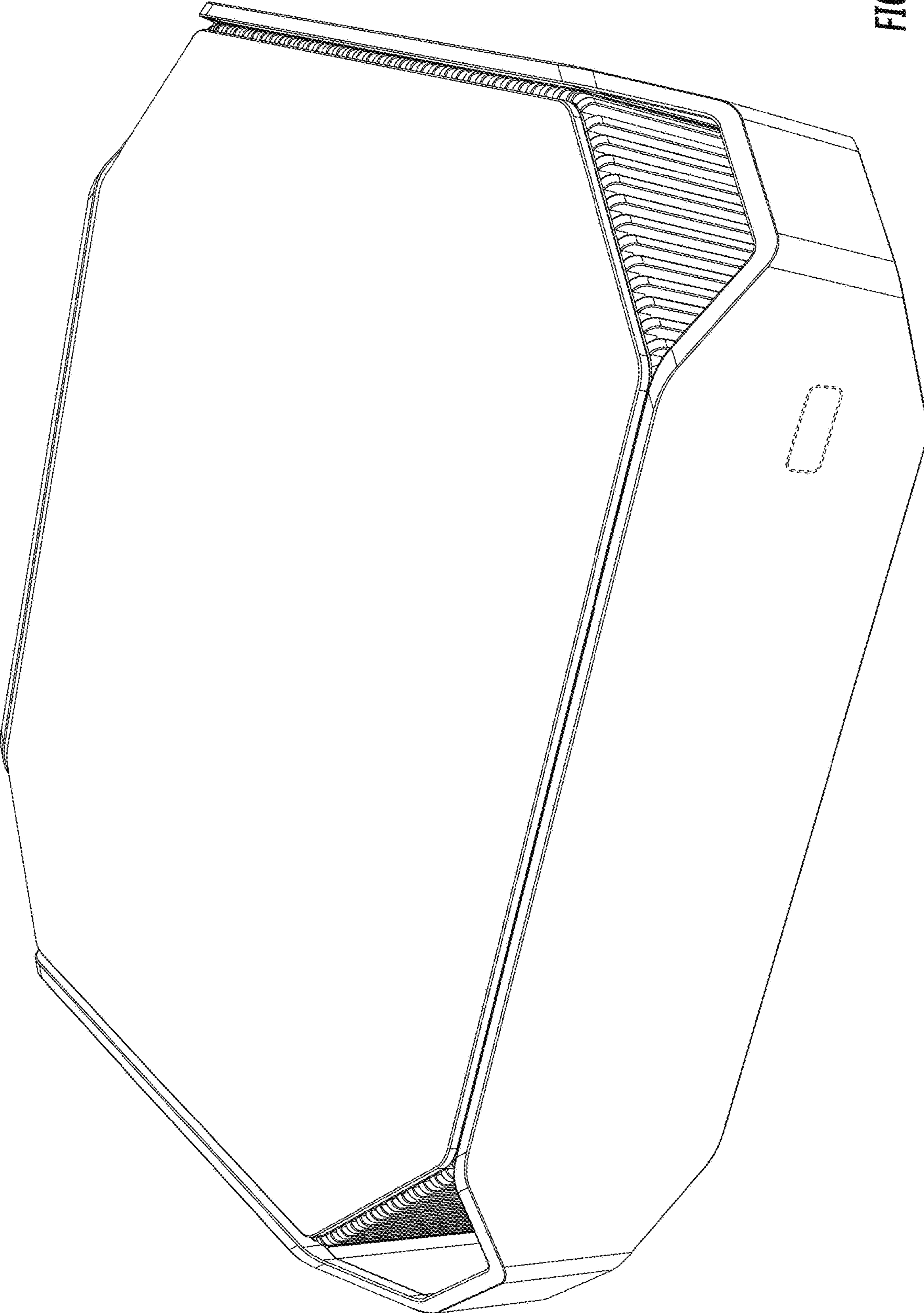


FIG. 1




FIG. 2

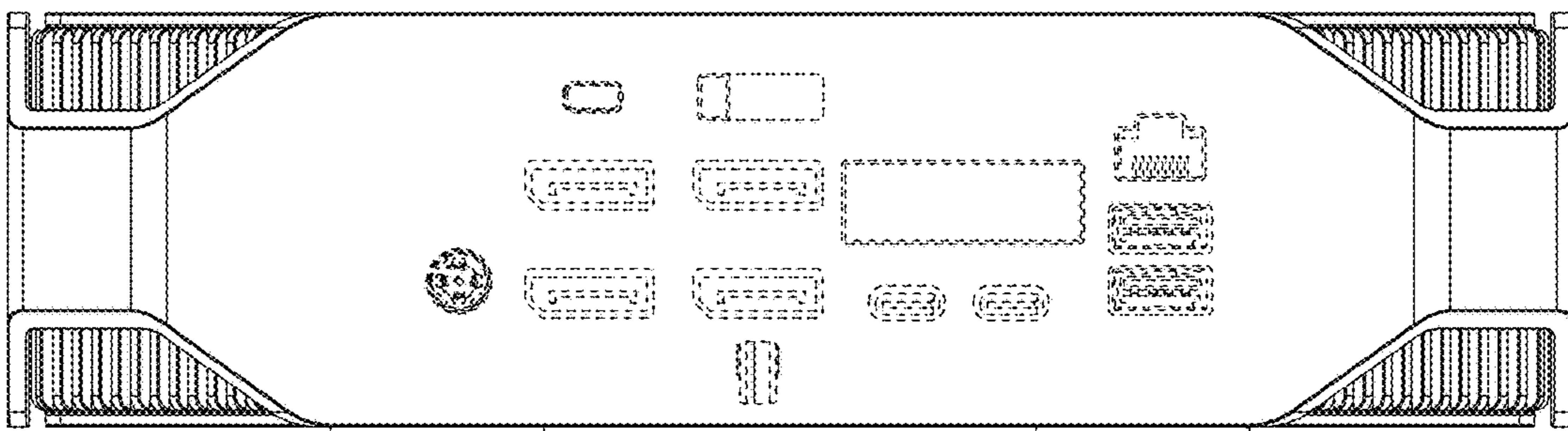


FIG. 3

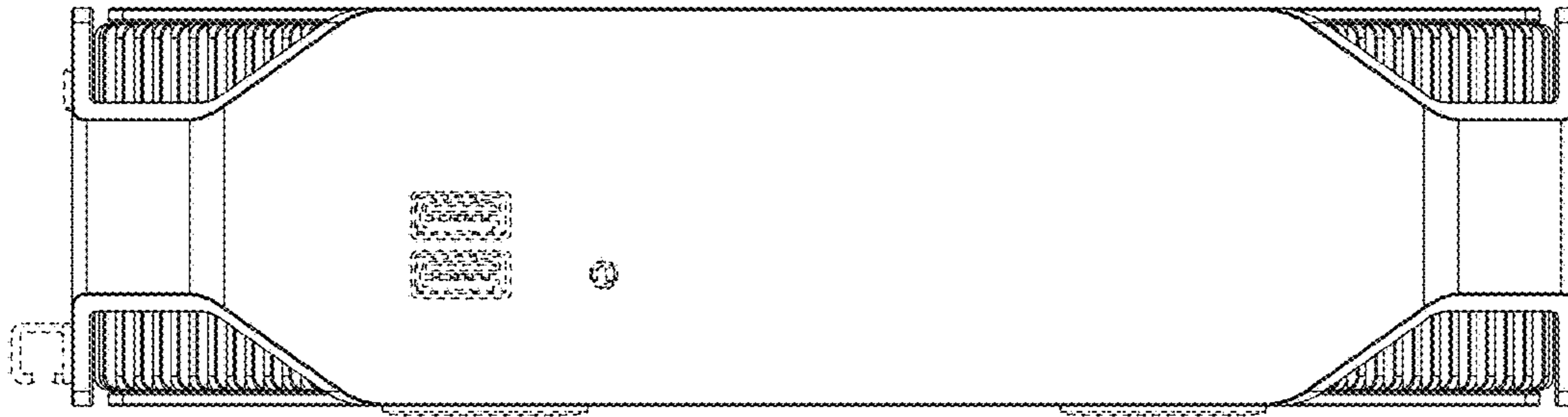


FIG. 4




FIG. 5

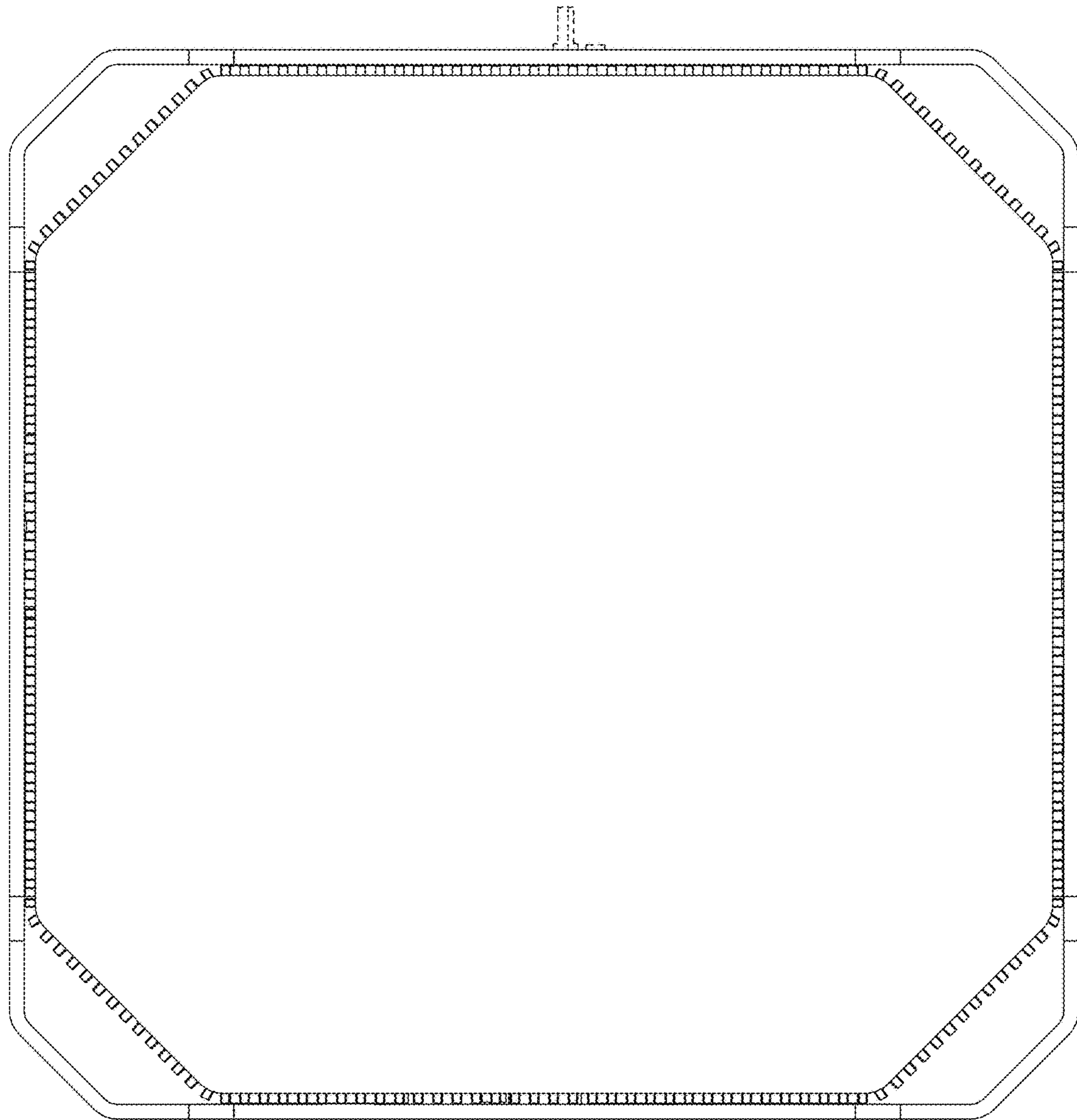


FIG. 6

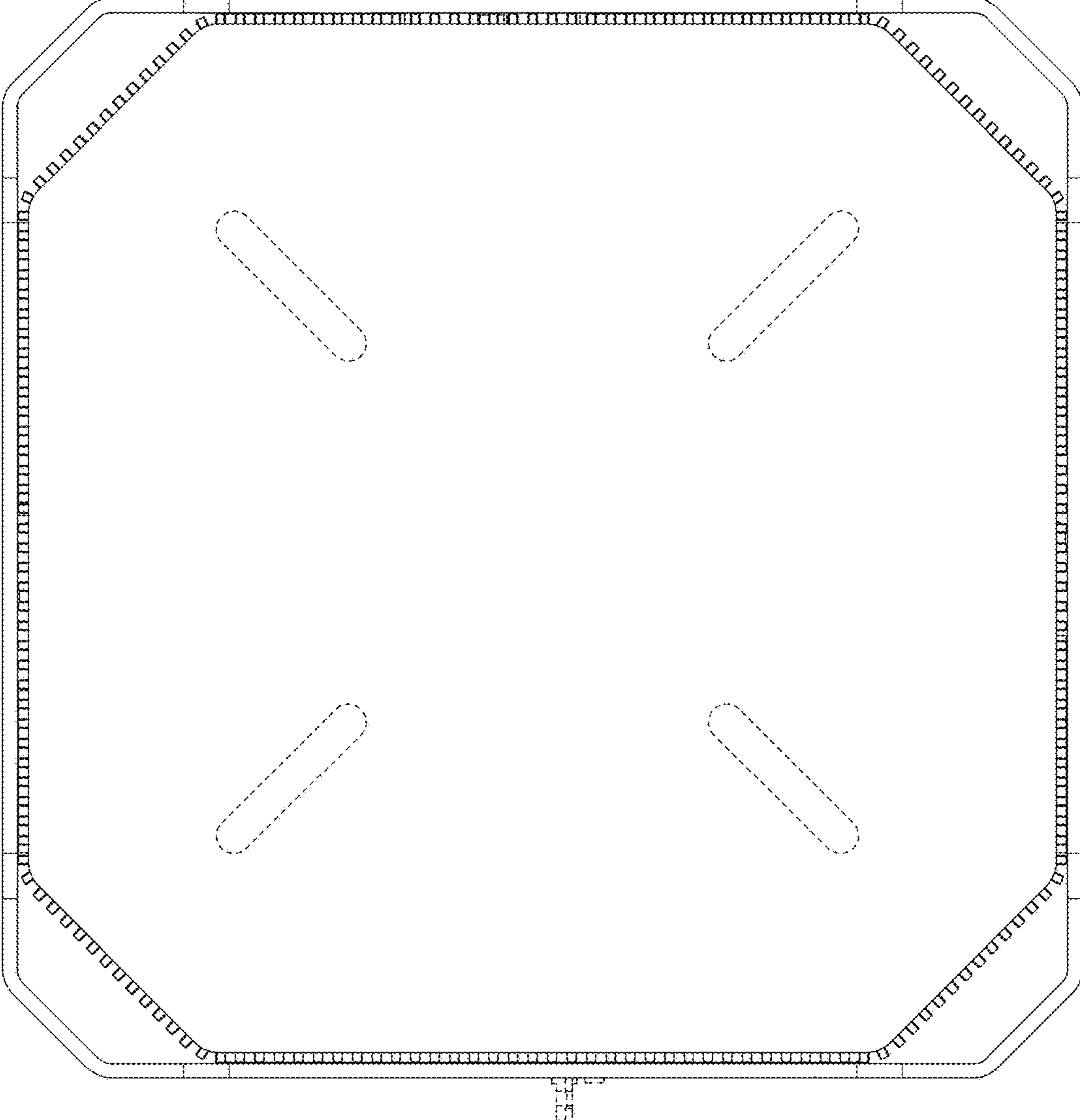


FIG. 7