



US00D808955S

(12) **United States Design Patent**
Park et al.

(10) **Patent No.:** **US D808,955 S**
(45) **Date of Patent:** **** Jan. 30, 2018**

(54) **ELECTRONIC DEVICE**

H04M 1/0281; H04M 1/0283; H04N
13/0459

(71) Applicant: **Samsung Electronics Co., Ltd.**,
Suwon-si (KR)

See application file for complete search history.

(72) Inventors: **Junghyun Park**, Yongin-si (KR);
Kyungjin Lee, Andong-si (KR)

(56) **References Cited**

(73) Assignee: **Samsung Electronics Co., Ltd.**,
Suwon-si (KR)

U.S. PATENT DOCUMENTS

(**) Term: **15 Years**

D626,937	S	*	11/2010	Yeo	D14/203.3
D629,377	S	*	12/2010	Ivaskevicius	D14/138 G
D639,763	S	*	6/2011	Kim	D14/138 G
D661,277	S	*	6/2012	Kim	D14/138 G
D686,586	S	*	7/2013	Cho	D14/138 G
D697,889	S	*	1/2014	Ahn	D14/138 G
D698,327	S	*	1/2014	Lim	D14/138 G

(Continued)

(21) Appl. No.: **29/555,380**

OTHER PUBLICATIONS

(22) Filed: **Feb. 22, 2016**

Samsung Z3 pictures, posted Oct. 2015, [retrieved Sep. 11, 2017].
Retrieved from Internet, <URL: http://www.gsmarena.com/samsung_z3-pictures-7273.php>.*

(30) **Foreign Application Priority Data**

Aug. 24, 2015 (KR) 30-2015-0042581

(Continued)

(51) **LOC (11) Cl.** **14-02**

Primary Examiner — Barbara Fox

(52) **U.S. Cl.**

Assistant Examiner — Kristin E Reed

USPC **D14/341**

(74) *Attorney, Agent, or Firm* — NSIP Law

(58) **Field of Classification Search**

(57) **CLAIM**

USPC D14/341–347, 125–134, 137, 138 R,
D14/138 AA, 138 AB, 138 AC, 138 G,
D14/147, 203.1, 203.3, 203.4, 203.7, 218,
D14/247, 248, 332, 336, 371, 374–377,
D14/388, 389, 315–318, 420, 426, 429,
D14/440, 448, 450, 489, 492, 496;
D6/300–310; D16/241; D18/6; D20/10,
D20/19, 39; D21/329, 330

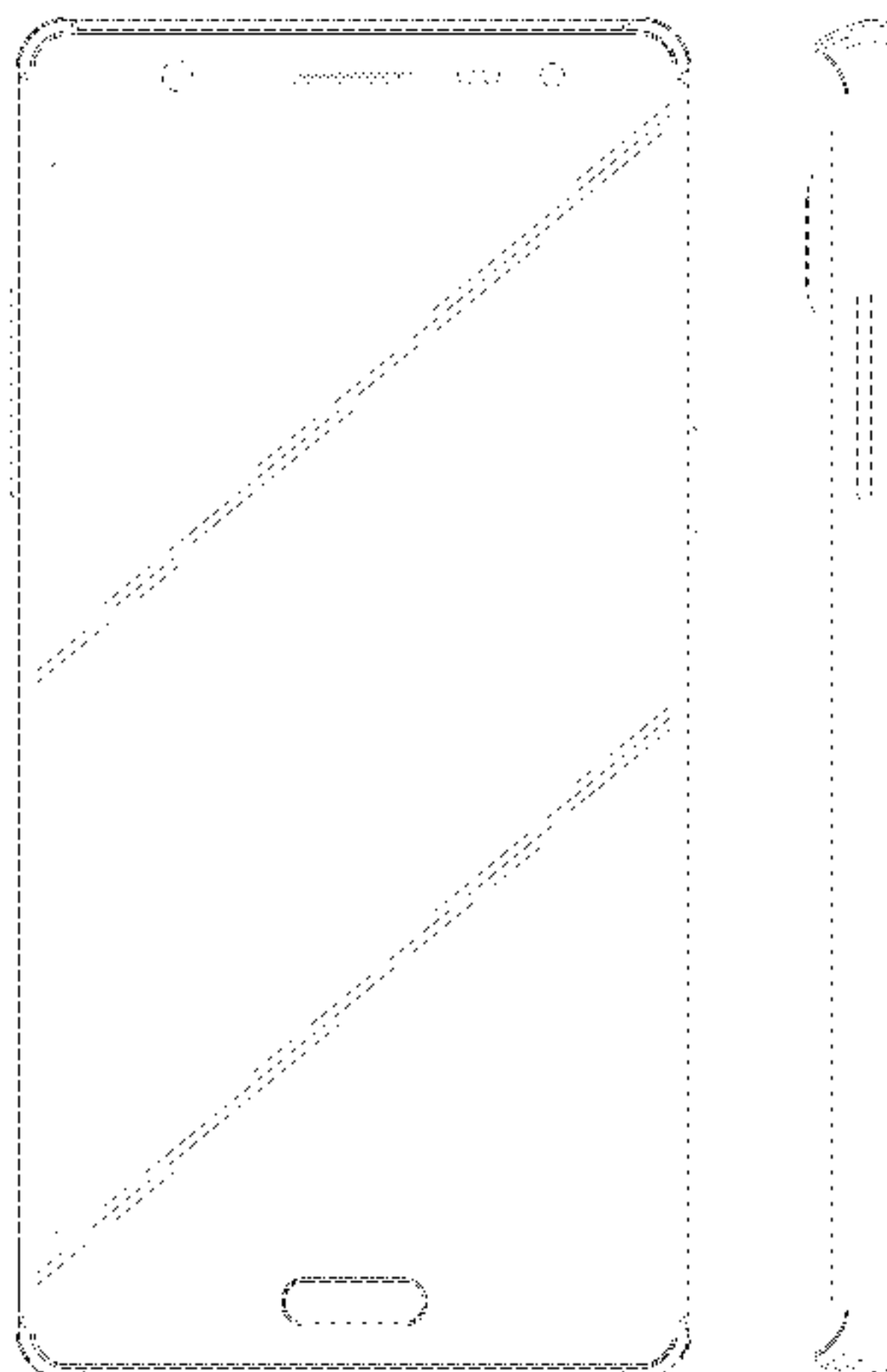
We claim the ornamental design for an electronic device, as shown and described.

CPC . A63H 33/3016; G06F 1/1613; G06F 1/1641;
G06F 1/1643; G06F 1/1647; G06F
3/04883; G06F 3/0486; G06F 3/04847;
G06F 3/04845; G06F 3/0484; G06F
3/04817; H05K 5/0004; H05K 5/0017;
H05K 5/02; H05K 5/0217; H04M 1/0279;

DESCRIPTION

FIG. 1 is a front perspective view of an electronic device showing our new design;
FIG. 2 is a front view thereof;
FIG. 3 is a rear view thereof;
FIG. 4 is a left-side view thereof;
FIG. 5 is a right-side view thereof;
FIG. 6 is a top view thereof;
FIG. 7 is a bottom view thereof; and,
FIG. 8 is a rear perspective view thereof.

(Continued)



The broken lines in the figures depict portions of the electronic device which form no part of the claimed design.

1 Claim, 7 Drawing Sheets

(56)

References Cited

U.S. PATENT DOCUMENTS

D722,034 S * 2/2015 Lee D14/138 G
D729,756 S * 5/2015 Liu D14/138 G
D741,279 S * 10/2015 Tai D14/138 G
9,477,401 B2 * 10/2016 Hwang G06F 3/0486
D780,175 S * 2/2017 Jung D14/341
2016/0234949 A1 * 8/2016 Seo H04M 1/0202

OTHER PUBLICATIONS

Samsung Galaxy Note 4 pictures, posted Oct. 2014, [retrieved Sep. 11, 2017]. Retrieved from Internet, <URL: http://www.gsmarena.com/samsung_galaxy_note_4-pictures-6434.php >.*

* cited by examiner

FIG. 1

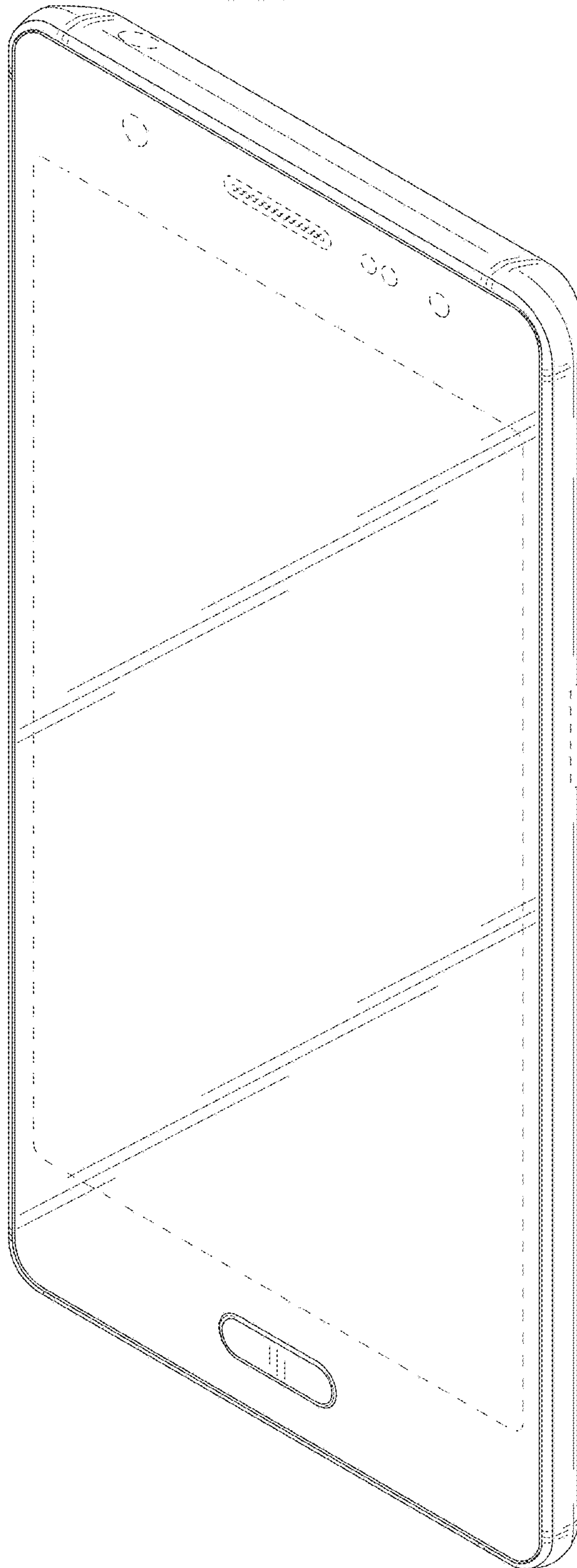


FIG. 2




FIG. 3




FIG. 4




FIG. 5




FIG. 6




FIG. 7




FIG. 8

