



US00D808945S

(12) **United States Design Patent**
Yeo et al.

(10) **Patent No.:** **US D808,945 S**
(45) **Date of Patent:** **** Jan. 30, 2018**

- (54) **COVER FOR MOBILE PHONE**
- (71) Applicant: **Samsung Electronics Co., Ltd.**,
Suwon-si (KR)
- (72) Inventors: **Hongku Yeo**, Seongnam-si (KR);
Kiseong Kim, Gwangmyeong-si (KR)
- (73) Assignee: **SAMSUNG ELECTRONICS CO., LTD.**,
Suwon-si (KR)
- (**) Term: **15 Years**
- (21) Appl. No.: **29/577,828**
- (22) Filed: **Sep. 15, 2016**

D657,354	S	*	4/2012	Kim	D14/250
D668,247	S	*	10/2012	Kim	D14/253
D669,459	S	*	10/2012	Kim	D14/253
D679,694	S	*	4/2013	Fahrendorff	D14/250
D682,817	S	*	5/2013	Murchison	D14/250
D684,567	S	*	6/2013	Murchison	D14/250
D712,391	S	*	9/2014	Kim	D14/250
D721,072	S	*	1/2015	Laffon de Mazieres	D14/250
D749,594	S	*	2/2016	Kim	D14/440
9,307,656	B2	*	4/2016	Murchison	H05K 5/0013
D755,773	S	*	5/2016	Kim	D14/250
D765,626	S	*	9/2016	Tattari	D14/250
D777,157	S	*	1/2017	Kim	D14/250
D787,493	S	*	5/2017	Kim	D14/250
D787,495	S	*	5/2017	Kim	D14/250
D791,757	S	*	7/2017	Kim	D14/250
D795,237	S	*	8/2017	Jung	D13/108
2009/0230161	A1	*	9/2009	Emsky	A45C 11/00 224/257

- (30) **Foreign Application Priority Data**
- Apr. 14, 2016 (KR) 30-2016-0017742
- (51) **LOC (11) Cl.** **14-03**
- (52) **U.S. Cl.**
- USPC **D14/250**
- (58) **Field of Classification Search**
- USPC D14/248, 439, 203.3–203.7, 217, 240,
D14/447, 251–253, 238.1, 440, 250;
D3/201, 218, 247, 269, 273, 301, 303;
D13/103, 107–108, 119
- CPC H04B 1/3888; H04M 1/0283; H04M
1/0202; A45C 1/06; A45C 2011/002;
A45C 11/00; A45C 13/02; A45F
2005/026; A45F 2200/0525; A45F
2200/0516
- See application file for complete search history.

- (56) **References Cited**
- U.S. PATENT DOCUMENTS
- D640,679 S * 6/2011 Willes D14/250
- D646,266 S * 10/2011 Kim D14/250
- D652,829 S * 1/2012 Kim D14/250
- D657,137 S * 4/2012 Weller D3/218

(Continued)

Primary Examiner — Carla J Wright
(74) *Attorney, Agent, or Firm* — McAndrews Held & Malloy, Ltd.

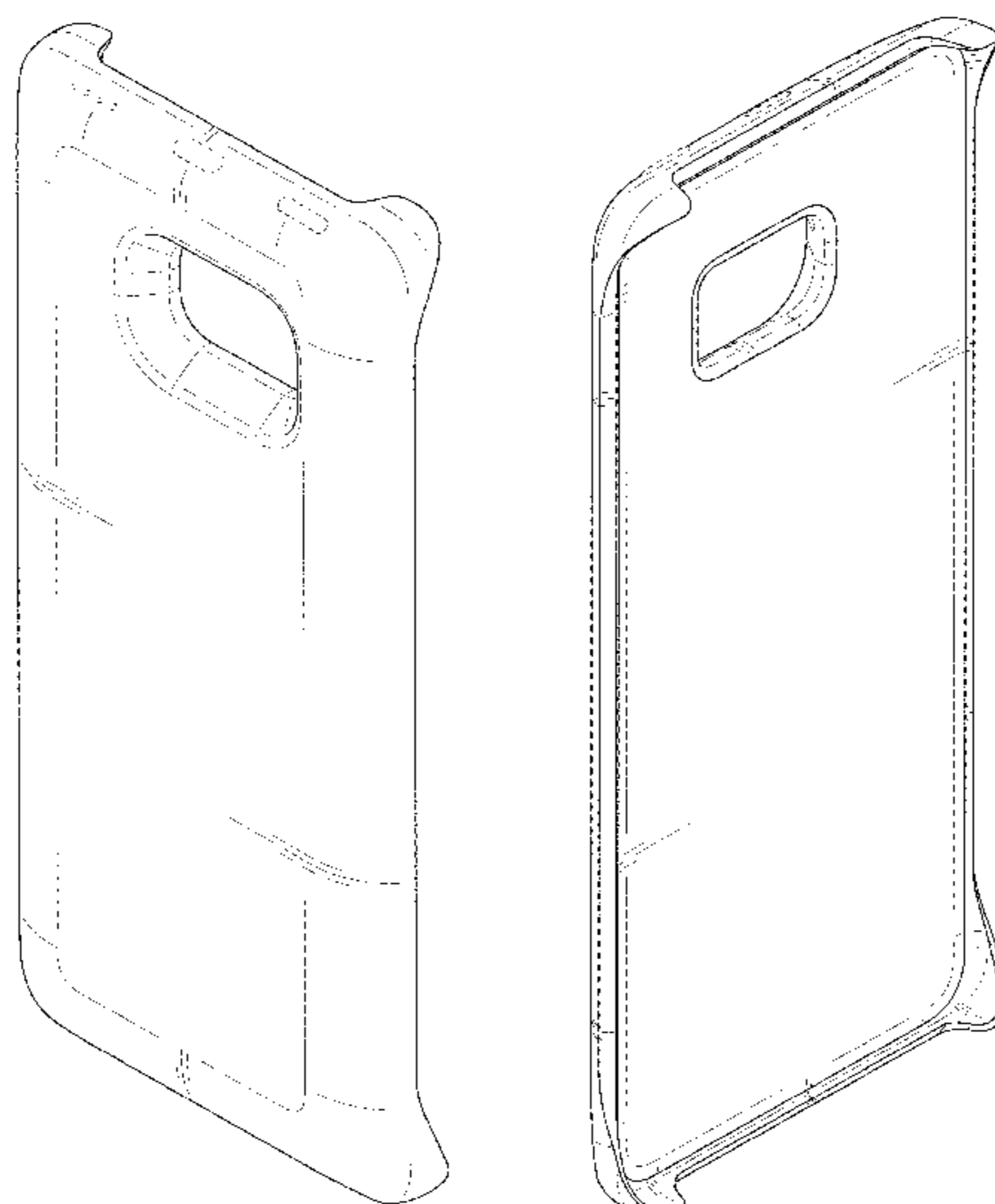
(57) **CLAIM**

The ornamental design for a cover for mobile phone, as shown and described.

DESCRIPTION

FIG. 1 is a front perspective view of a cover for mobile phone showing our new design;
FIG. 2 is a front elevation view thereof;
FIG. 3 is a rear elevation view thereof;
FIG. 4 is a left side elevation view thereof;
FIG. 5 is a right side elevation view thereof;
FIG. 6 is a top plan view thereof;
FIG. 7 is a bottom plan view thereof; and,
FIG. 8 is a rear perspective view thereof.
The broken lines in the drawings represent portions of the cover for mobile phone that form no part of the claimed design.

1 Claim, 6 Drawing Sheets



(56)

References Cited

U.S. PATENT DOCUMENTS

2013/0210502 A1* 8/2013 Maravilla H04B 1/3888
455/575.1

* cited by examiner

FIG. 1

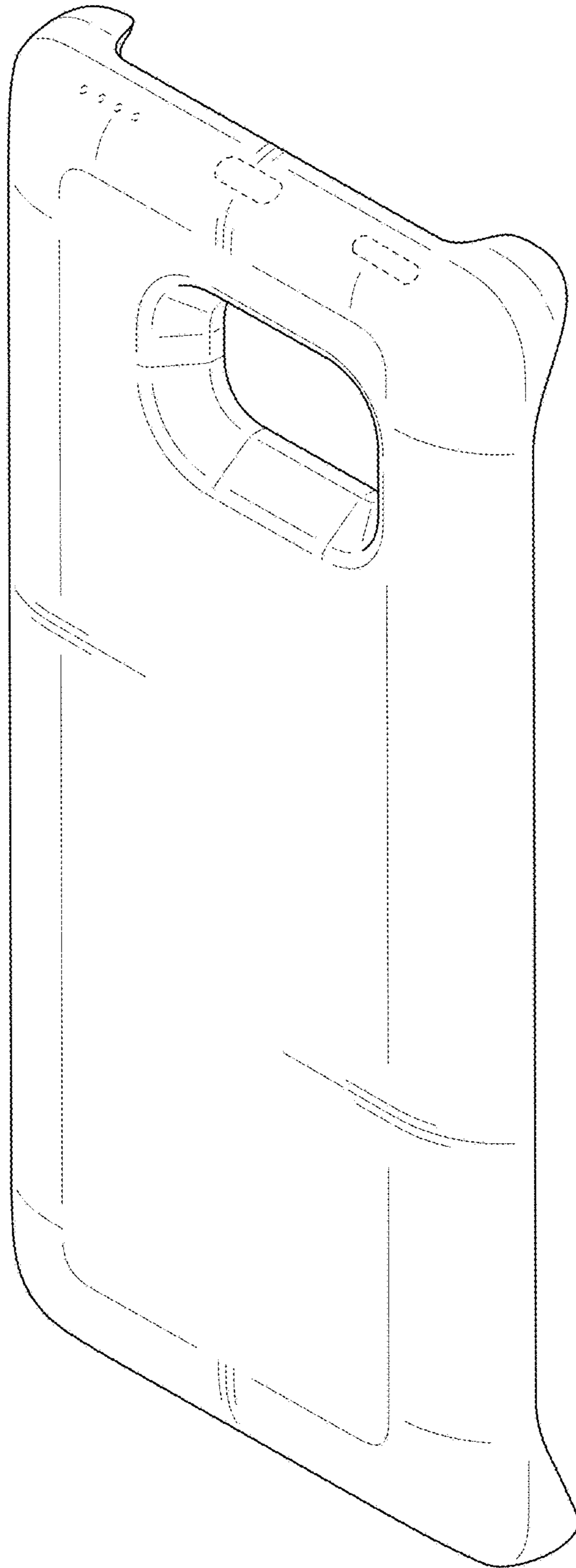


FIG. 2




FIG. 3




FIG. 4




FIG. 5




FIG. 6

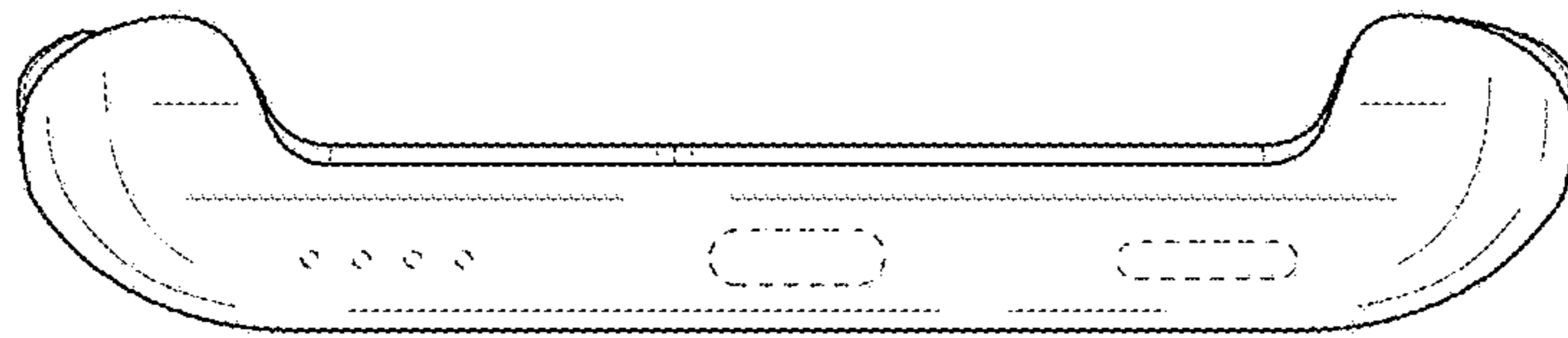


FIG. 7

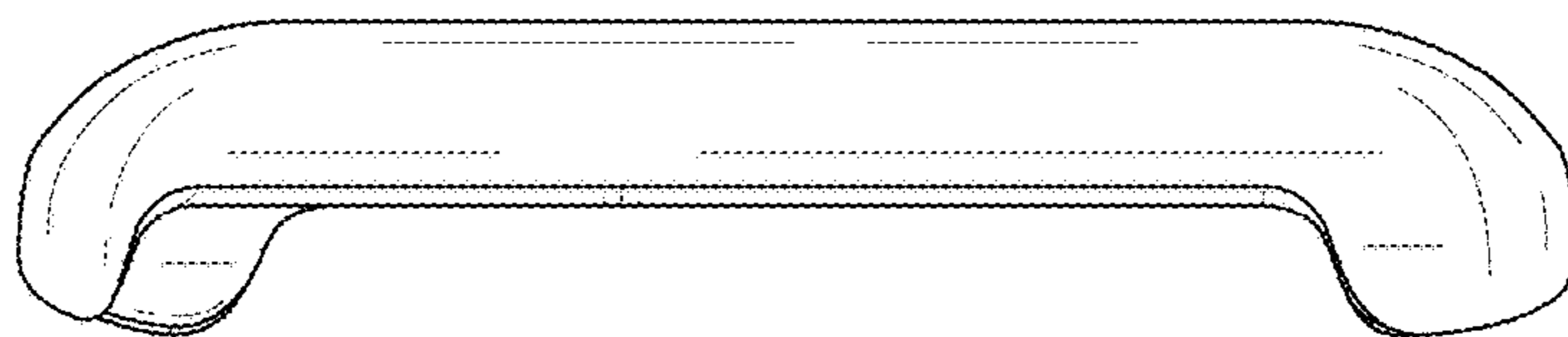


FIG. 8

