



US00D808944S

(12) **United States Design Patent** (10) **Patent No.:** **US D808,944 S**
Kim (45) **Date of Patent:** **** *Jan. 30, 2018**

(54) **CASE FOR ELECTRONIC DEVICE**

(71) Applicant: **Dae-Young Kim**, Seoul (KR)

(72) Inventor: **Dae-Young Kim**, Seoul (KR)

(73) Assignee: **SPIGEN KOREA CO., LTD.**,
Geumcheon-Gu, Seoul (KR)

8,439,191 B1 5/2013 Lu
D689,852 S 9/2013 Azoulay
D703,655 S 4/2014 Melanson
D712,386 S 9/2014 Lu
D714,274 S 9/2014 Jung
D721,067 S 1/2015 Su
9,071,674 B2 6/2015 Yow

(Continued)

(*) Notice: This patent is subject to a terminal disclaimer.

(**) Term: **15 Years**

(21) Appl. No.: **29/545,922**

(22) Filed: **Nov. 17, 2015**

Related U.S. Application Data

(63) Continuation of application No. 29/494,067, filed on Jun. 17, 2014, now Pat. No. Des. 772,209.

(51) **LOC (11) Cl.** **14-03**

(52) **U.S. Cl.**
USPC **D14/250**

(58) **Field of Classification Search**

USPC D14/250-253, 440, 203.3-203.7, 217,
D14/496, 248, 238.1, 240, 447, 230, 247,
D14/341, 345, 346, 439; D3/201, 218,
D3/269, 301, 273, 303; D13/103,
D13/107-108; 220/4.02; 248/309.1;
361/679.56; 379/426, 433.11, 455;
455/575.1, 575.8; 190/100; 206/305,
206/320

CPC . A45C 2011/002; A45C 11/00; A45C 13/002;
A45C 2011/003; H04M 1/0283; H04M
1/0202; H04M 1/185; H04B 1/3888

See application file for complete search history.

(56) **References Cited**

U.S. PATENT DOCUMENTS

D625,303 S 10/2010 Kim
D657,782 S 4/2012 Biller

OTHER PUBLICATIONS

“iPhone SE/5s/5/TONE”, <https://www.switcheasy.com/iphone-se5s/24-tones>, Downloaded Jun. 3, 2016, 4 Pages.

(Continued)

Primary Examiner — Sandra Snapp

Assistant Examiner — Holly E Thurman

(74) *Attorney, Agent, or Firm* — Lucem, PC; Heedong Chae

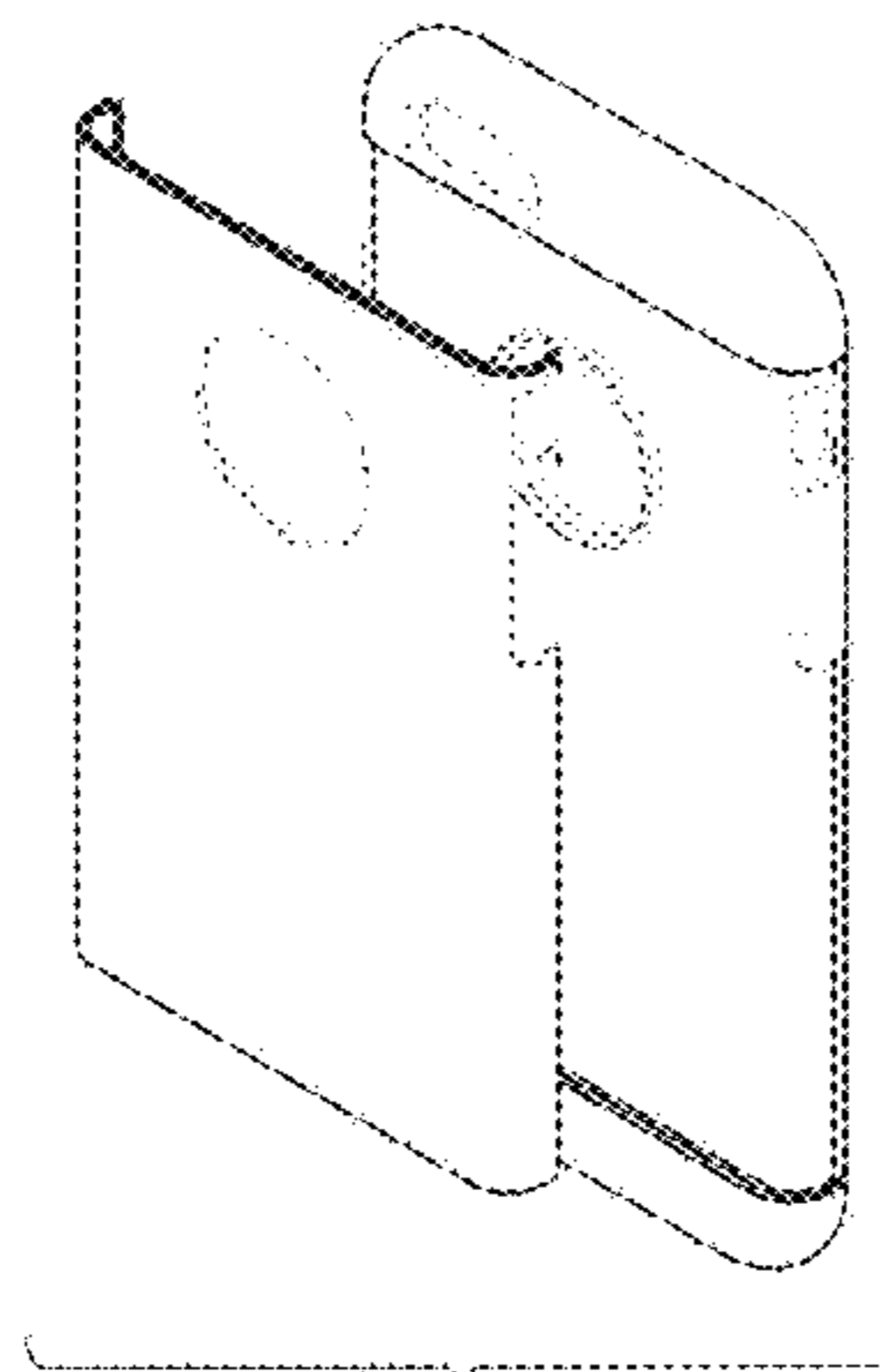

(57) **CLAIM**

The ornamental design for a case for electronic device, as shown and described.

DESCRIPTION

FIG. 1 is a front perspective view of a case for electronic device showing my new design;
FIG. 2 is a rear perspective view thereof;
FIG. 3 is a front elevational view thereof;
FIG. 4 is a rear elevational view thereof;
FIG. 5 is a left side elevational view thereof;
FIG. 6 is a right side elevational view thereof;
FIG. 7 is a top plan view thereof;
FIG. 8 is a bottom plan view thereof; and,
FIG. 9 is an exploded view thereof in which the components of the case are shown separated for clarity of disclosure. The broken line showing of environment is for illustrative purposes only and forms no part of the claimed design.

1 Claim, 9 Drawing Sheets



(56)

References Cited

U.S. PATENT DOCUMENTS

D736,205 S 8/2015 Park
9,143,181 B1 9/2015 Jia
D741,279 S 10/2015 Tai
D761,239 S * 7/2016 Kim D14/250
D771,608 S * 11/2016 Kim D14/250
D772,209 S * 11/2016 Kim D14/250
D775,614 S * 1/2017 Kim D14/250
D776,648 S * 1/2017 Kim D14/250
9,590,684 B2 * 3/2017 Poon H04B 1/3888
2009/0283184 A1 11/2009 Han
2014/0284096 A1 * 9/2014 Wu H05K 5/04
174/520

OTHER PUBLICATIONS

“iPhone 5S/5 Case Slim Armor”, <http://www.spigen.com/products/iphone-5s-5-case-slim-armor-s?variant=1162051877>, Downloaded Jun. 3, 2016, 4 Pages.

“SwitchEasy Tones, Nude iPhone 5s&5c cases Review”, <http://gadgetmac.com/reviews/switcheasy-tones-nude-iphone-5s-5c-cases-review.html>, Published Oct. 13, 2013, Downloaded Aug. 17, 2016, 17 Pages.

* cited by examiner

FIG. 1




FIG. 2




FIG. 3




FIG. 4




FIG. 5




FIG. 6




FIG. 7



FIG. 8




FIG. 9

