



US00D808943S

(12) **United States Design Patent**
Kamalandua Makasi

(10) **Patent No.:** **US D808,943 S**
(45) **Date of Patent:** **** Jan. 30, 2018**

(54) **CASE FOR MOBILE COMMUNICATIONS DEVICE**

(71) Applicant: **Laure Chantal Kamalandua Makasi, Brecht (BE)**

(72) Inventor: **Laure Chantal Kamalandua Makasi, Brecht (BE)**

(**) Term: **14 Years**

(21) Appl. No.: **29/500,662**

(22) Filed: **Aug. 27, 2014**

(51) **LOC (11) Cl.** **14-03**

(52) **U.S. Cl.**
USPC **D14/250**

(58) **Field of Classification Search**

USPC D14/238.1, 440, 203.3–203.7, 217, 240, D14/248, 251–253, 447, 496, 250; D3/201, 218, 247, 269, 273, 301, 303; D13/103, 107–108, 119
CPC H04B 1/3888; H04M 1/0283; H04M 1/0202; A45C 1/06; A45C 2011/002; A45C 11/00; A45C 13/02; A45F 2005/026; A45F 2200/0525; A45F 2200/0516

See application file for complete search history.

(56) **References Cited**

U.S. PATENT DOCUMENTS

- 5,819,454 A * 10/1998 Rosenitsch G09F 9/3023 340/815.45
- D539,259 S * 3/2007 Wang D14/138 AA
- 7,337,565 B2 * 3/2008 Tsutsumi G02F 1/134327 340/815.53
- D602,894 S * 10/2009 Lepoultier D14/138 AB
- D671,932 S * 12/2012 Azoulay D14/250
- D685,785 S * 7/2013 Seoc D14/353
- D687,427 S * 8/2013 Peterson D14/250
- D689,852 S * 9/2013 Azoulay D14/250

- D694,743 S * 12/2013 Monaco D14/250
- D704,626 S * 5/2014 Li D13/103
- D704,684 S * 5/2014 Yeh D14/248
- D704,685 S * 5/2014 Yeh D14/248
- D706,256 S * 6/2014 Ward D14/250
- D709,439 S * 7/2014 Ferber D13/103
- D716,280 S * 10/2014 Macrina D14/250
- D737,522 S * 8/2015 Lavigne D28/76
- D742,868 S * 11/2015 Odhwani D14/250
- D742,869 S * 11/2015 Odhwani D14/250
- D755,167 S * 5/2016 Chen D14/248
- 2013/0292281 A1 * 11/2013 Chung H04B 1/3888 206/320

(Continued)

Primary Examiner — Carla J Wright

(74) *Attorney, Agent, or Firm* — Michael N. Cohen; Cohen IP Law Group, PC

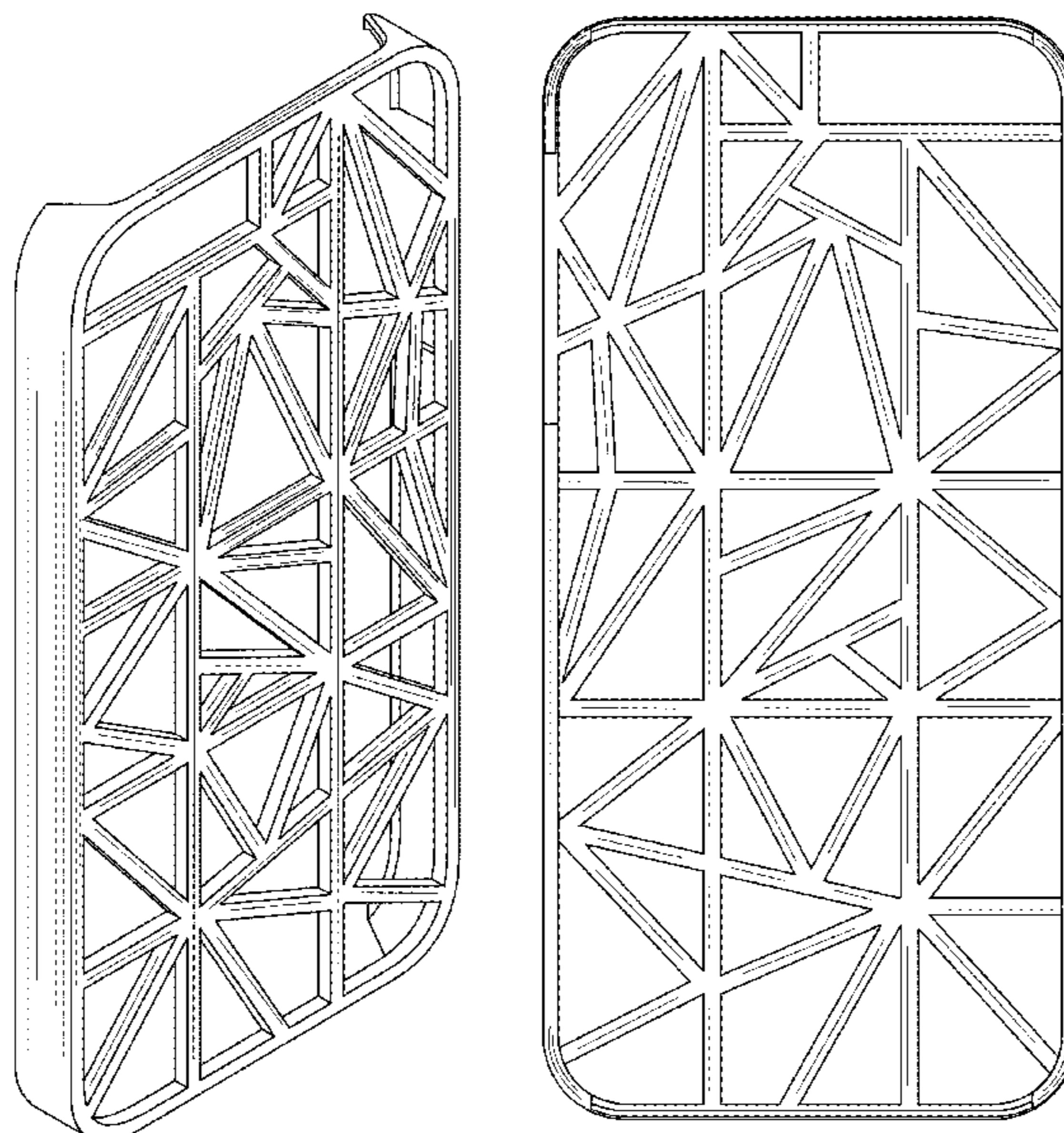
(57) **CLAIM**

I claim the ornamental design for a case for mobile communications device, as shown and described.

DESCRIPTION

FIG. 1 is a front perspective view of a case for mobile communications device showing my new design;
 FIG. 2 is a rear perspective view of the case for mobile communications device of FIG. 1;
 FIG. 3 is a front view of the case for mobile communications device of FIG. 1;
 FIG. 4 is a rear view of the case for mobile communications device of FIG. 1;
 FIG. 5 is a left-side view of the case for mobile communications device of FIG. 1;
 FIG. 6 is a right-side view of the case for mobile communications device of FIG. 1;
 FIG. 7 is a top view of the case for mobile communications device of FIG. 1; and,
 FIG. 8 is a bottom view of the case for mobile communications device of FIG. 1.

1 Claim, 6 Drawing Sheets



(56)

References Cited

U.S. PATENT DOCUMENTS

2013/0331156 A1* 12/2013 Lui A45C 11/00
455/575.8

* cited by examiner




FIG. 1




FIG. 2




FIG. 3




FIG. 4




FIG. 5

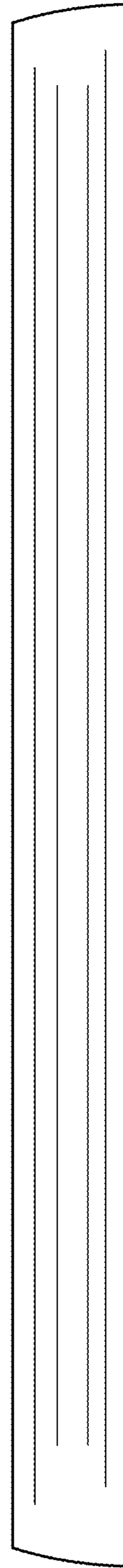


FIG. 6

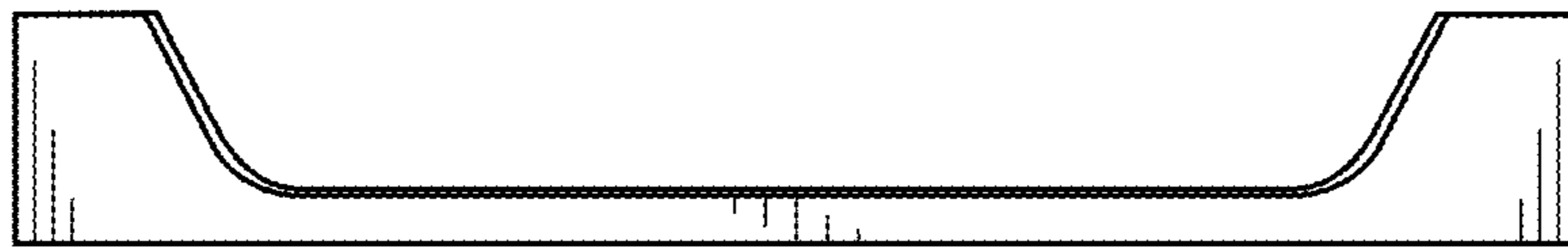


FIG. 7

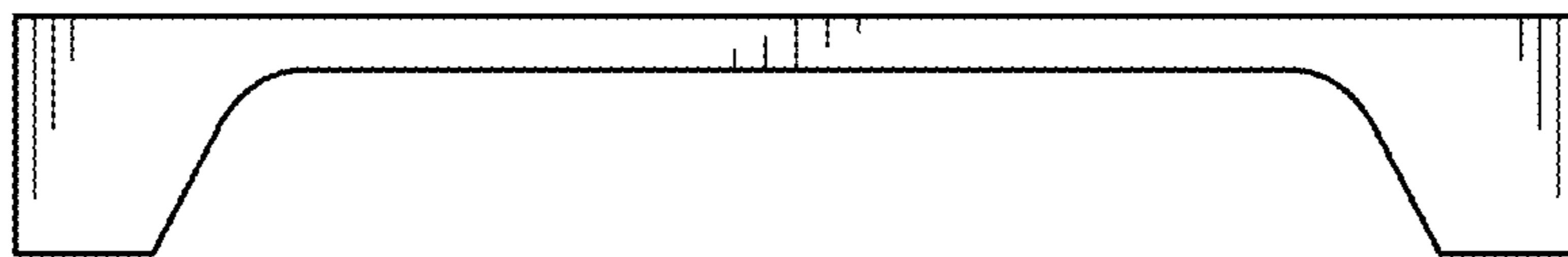


FIG. 8