



US00D808913S

(12) **United States Design Patent**  
**Yeh et al.**

(10) **Patent No.:** **US D808,913 S**  
(45) **Date of Patent:** **\*\* Jan. 30, 2018**

- (54) **LIGHT-EMITTING DIODE ARRAY**
- (71) Applicant: **EPISTAR CORPORATION**, Hsinchu (TW)
- (72) Inventors: **Hui-Chun Yeh**, Hsinchu (TW);  
**Chien-Fu Shen**, Hsinchu (TW);  
**Tsun-Kai Ko**, Hsinchu (TW)
- (73) Assignee: **EPISTAR CORPORATION**, Hsinchu (TW)
- (\*\*) Term: **15 Years**
- (21) Appl. No.: **29/578,711**
- (22) Filed: **Sep. 23, 2016**

**Related U.S. Application Data**

- (62) Division of application No. 29/529,615, filed on Jun. 9, 2015, now Pat. No. Des. 770,399.

(30) **Foreign Application Priority Data**

Dec. 19, 2014 (TW) ..... 103307516

(51) **LOC (11) Cl.** ..... **13-03**

(52) **U.S. Cl.**  
USPC ..... **D13/180**

(58) **Field of Classification Search**

USPC ..... D13/180; D26/1  
 CPC ... H01L 25/167; H01L 25/0753; H01L 27/15;  
 H01L 27/156; H01L 31/02; H01L 33/00;  
 H01L 33/04; H01L 33/08; H01L 33/10;  
 H01L 33/20; H01L 33/38; H01L 33/42;  
 H01L 33/4862; H01L 33/483; H01L  
 33/486

See application file for complete search history.

(56) **References Cited**

**U.S. PATENT DOCUMENTS**

7,015,512 B2 3/2006 Park et al.  
 D644,188 S \* 8/2011 Shen ..... D13/180

D648,287 S \* 11/2011 Hsu ..... D13/180  
 8,188,493 B2 \* 5/2012 Li ..... H01L 33/38  
 257/91  
 D676,001 S \* 2/2013 Hsu ..... D13/180  
 8,368,092 B2 \* 2/2013 Baur ..... H01L 33/14  
 257/94  
 D680,975 S \* 4/2013 Lee ..... D13/180

(Continued)

*Primary Examiner* — Selina Sikder

(74) *Attorney, Agent, or Firm* — Muncy, Geissler, Olds & Lowe, P.C.

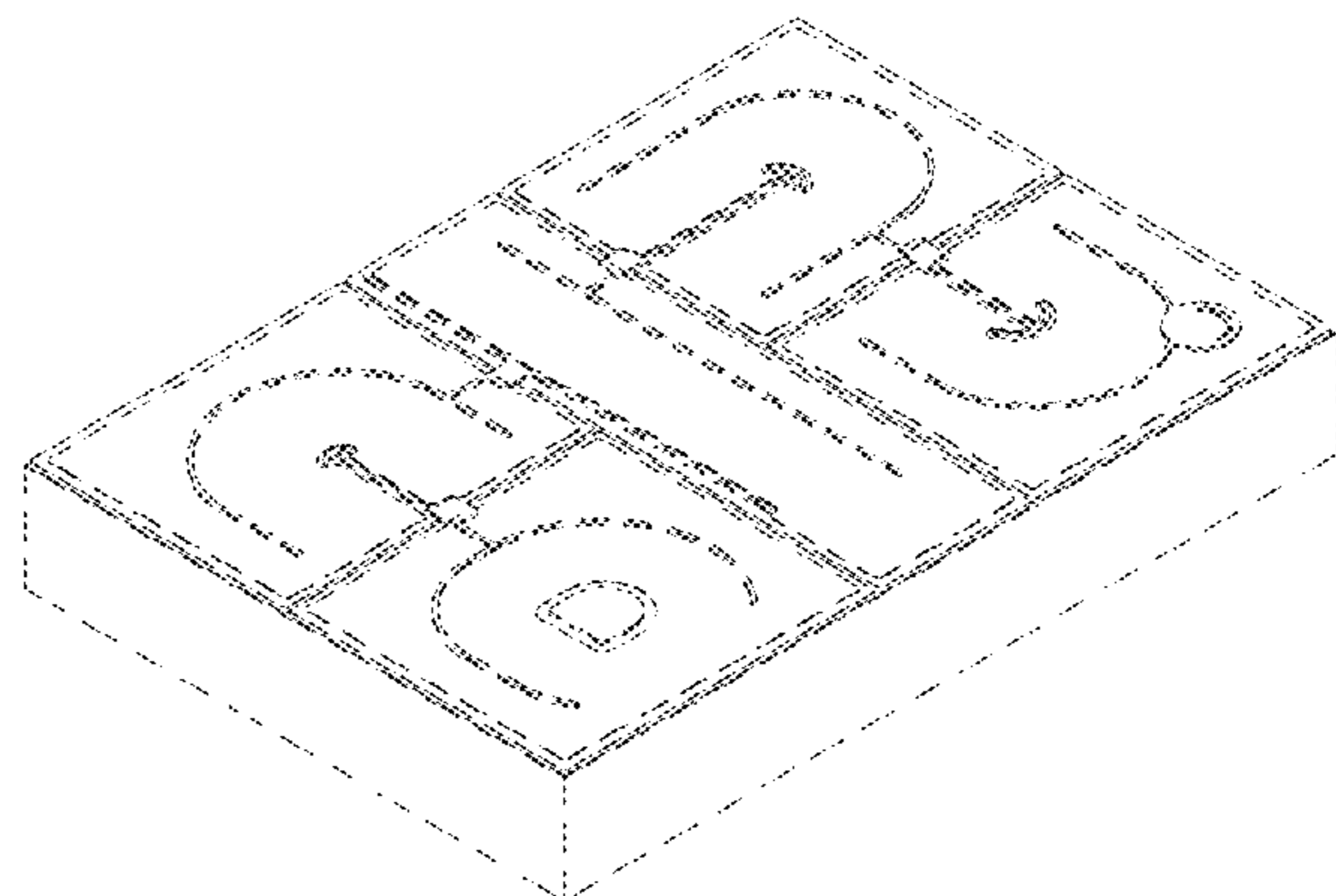
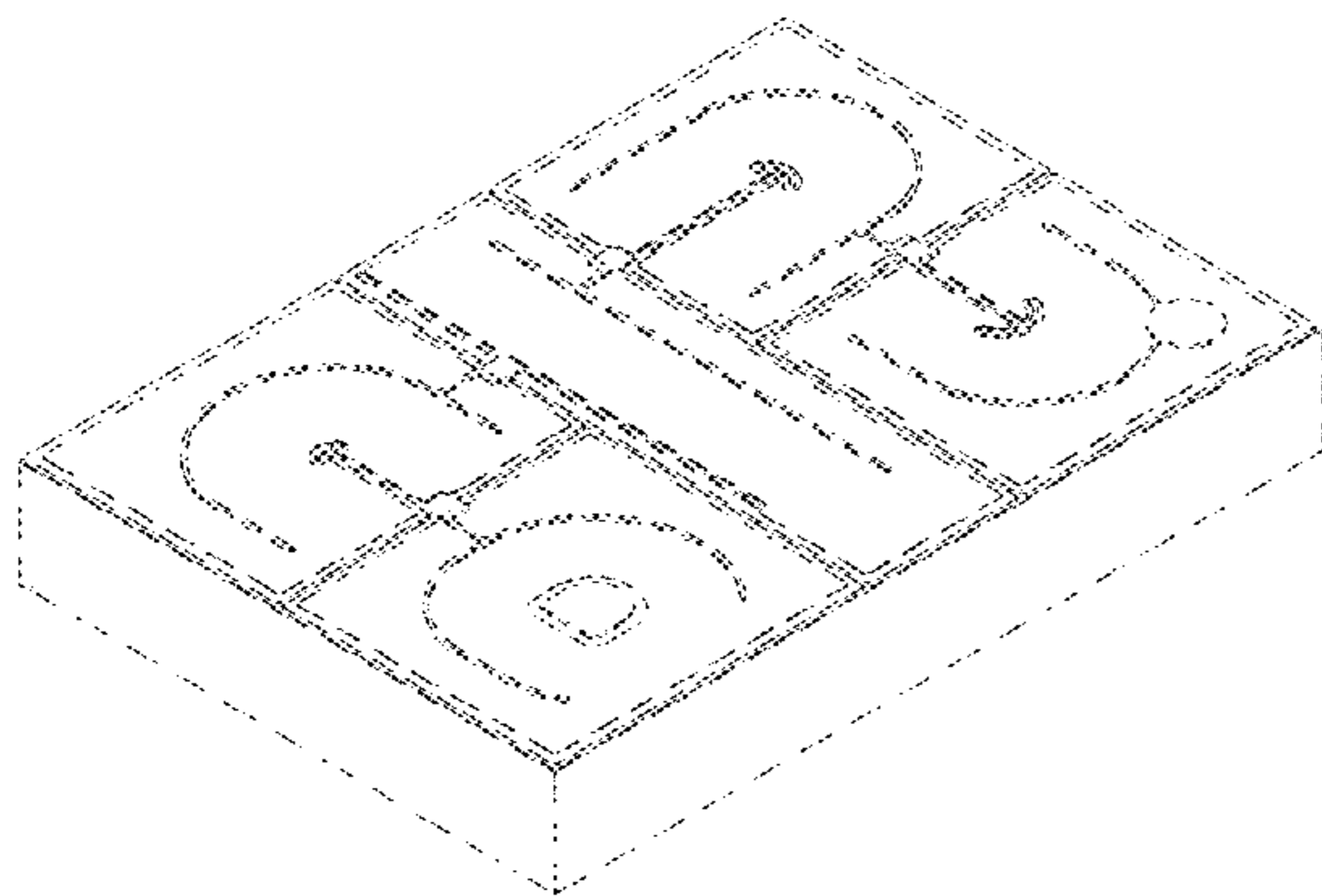
(57) **CLAIM**

The ornamental design for a light-emitting diode array, as shown and described.

**DESCRIPTION**

FIG. 1 is a perspective view of a light-emitting diode array showing our first example of the new design;  
 FIG. 2 is another perspective view thereof;  
 FIG. 3 is a front elevational view thereof;  
 FIG. 4 is a rear elevational view thereof;  
 FIG. 5 is a left side view thereof;  
 FIG. 6 is a right side view thereof;  
 FIG. 7 is a top plan view thereof;  
 FIG. 8 is a bottom plan view thereof;  
 FIG. 9 is a perspective view of a light-emitting diode array showing our second example of the new design;  
 FIG. 10 is another perspective view thereof;  
 FIG. 11 is a front elevational view thereof;  
 FIG. 12 is a rear elevational view thereof;  
 FIG. 13 is a left side view thereof;  
 FIG. 14 is a right side view thereof;  
 FIG. 15 is a top plan view thereof; and,  
 FIG. 16 is a bottom plan view thereof.  
 The broken line showing is for the purpose of illustrating environmental structure only and forms no part of the claimed design.

**1 Claim, 12 Drawing Sheets**



(56)

References Cited

U.S. PATENT DOCUMENTS

D681,566 S 5/2013 Chen et al.  
 D681,570 S \* 5/2013 Wang ..... D13/180  
 D684,127 S \* 6/2013 Shen ..... D13/180  
 8,466,487 B2 \* 6/2013 Emura ..... H01L 33/38  
 8,471,242 B2 \* 6/2013 Kim ..... H01L 33/42  
 257/99  
 D687,396 S 8/2013 Chen et al.  
 D689,449 S \* 9/2013 Kimura ..... D13/180  
 8,525,212 B2 \* 9/2013 Kim ..... H01L 33/38  
 257/623  
 8,680,559 B2 \* 3/2014 Kim ..... H01L 33/38  
 257/98  
 D716,238 S \* 10/2014 Yeh ..... D13/180  
 8,872,204 B2 \* 10/2014 Yang ..... H01L 33/20  
 257/98  
 D719,112 S 12/2014 Yeh  
 D722,578 S \* 2/2015 Muramoto ..... D13/180  
 D733,079 S 6/2015 Chen et al.  
 9,070,834 B2 \* 6/2015 Kim ..... H01L 33/38  
 D737,228 S \* 8/2015 Chen ..... D13/180  
 D741,822 S \* 10/2015 Yeh ..... D13/180

9,159,878 B2 \* 10/2015 Kimura ..... H01L 33/36  
 D744,966 S \* 12/2015 Yeh ..... D13/180  
 9,281,449 B2 \* 3/2016 Kim ..... H01L 33/06  
 9,373,751 B2 \* 6/2016 Sato ..... H01L 33/36  
 D764,421 S \* 8/2016 Kao ..... D13/180  
 D770,399 S \* 11/2016 Yeh ..... D13/180  
 D770,401 S \* 11/2016 Kim ..... D13/180  
 9,577,152 B2 \* 2/2017 Sato ..... H01L 33/387  
 9,601,674 B2 \* 3/2017 Yeh ..... H01L 27/156  
 2003/0107053 A1 \* 6/2003 Uemura ..... H01L 33/32  
 257/200  
 2008/0185606 A1 \* 8/2008 Sano ..... H01L 33/42  
 257/98  
 2011/0089442 A1 4/2011 Jing et al.  
 2011/0284883 A1 \* 11/2011 Suda ..... H01L 27/153  
 257/88  
 2011/0316126 A1 \* 12/2011 Emura ..... H01L 33/44  
 257/632  
 2012/0241808 A1 \* 9/2012 Akiyama ..... H01L 33/38  
 257/99  
 2013/0214320 A1 \* 8/2013 Onishi ..... H01L 33/44  
 257/99  
 2015/0146426 A1 5/2015 Yeh  
 2016/0005926 A1 1/2016 Chen et al.  
 2016/0133615 A1 5/2016 Park

\* cited by examiner

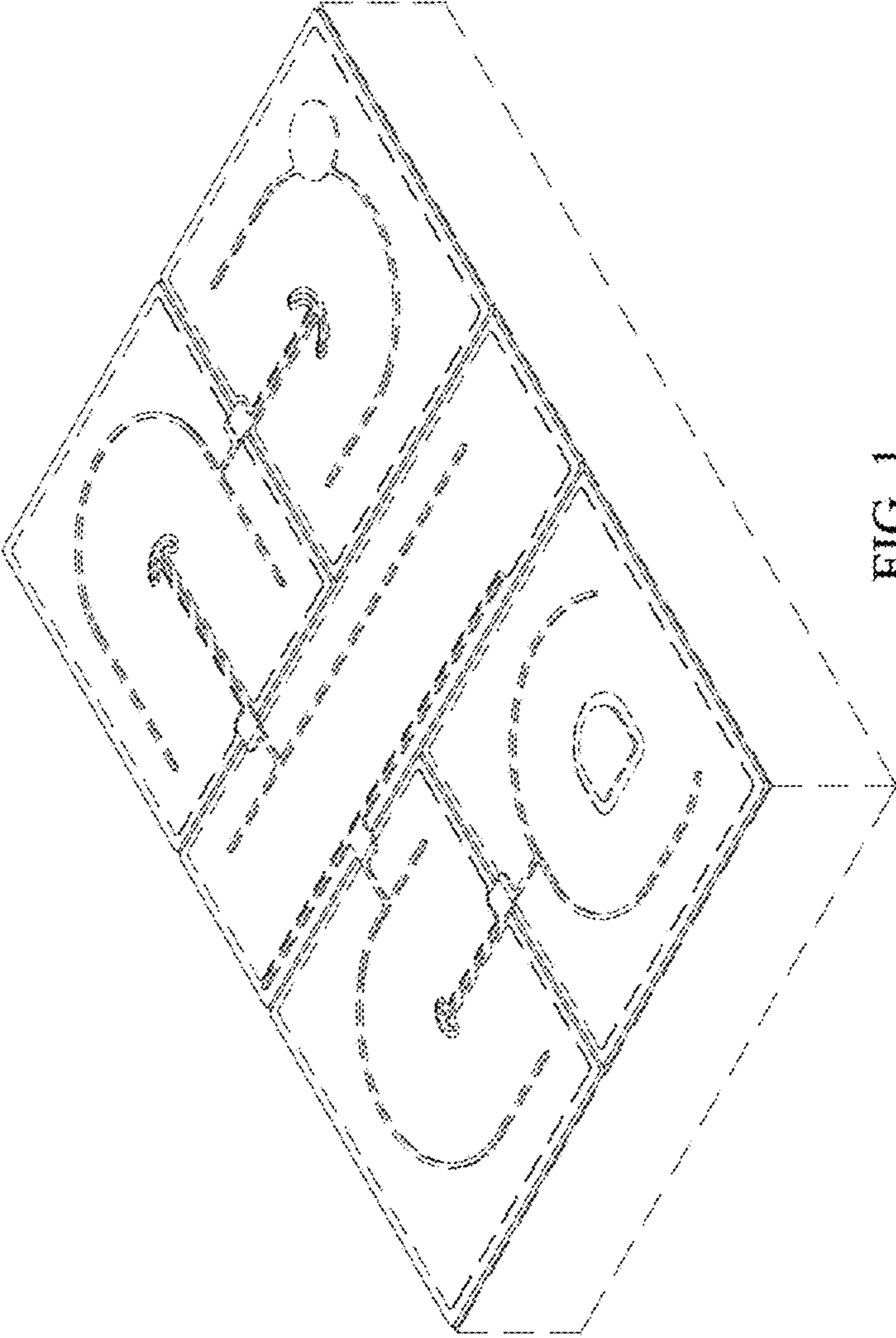


FIG. 1

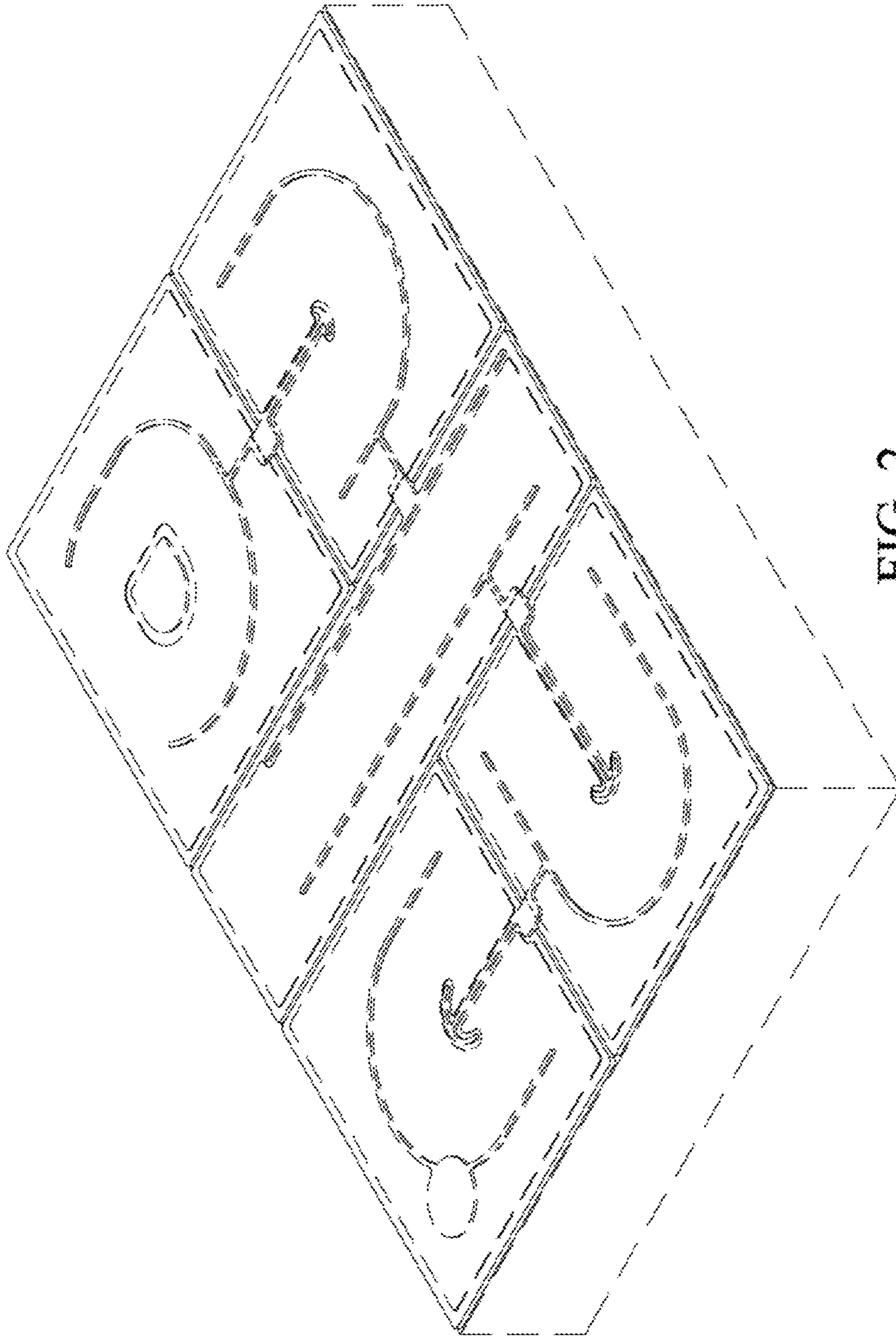


FIG. 2

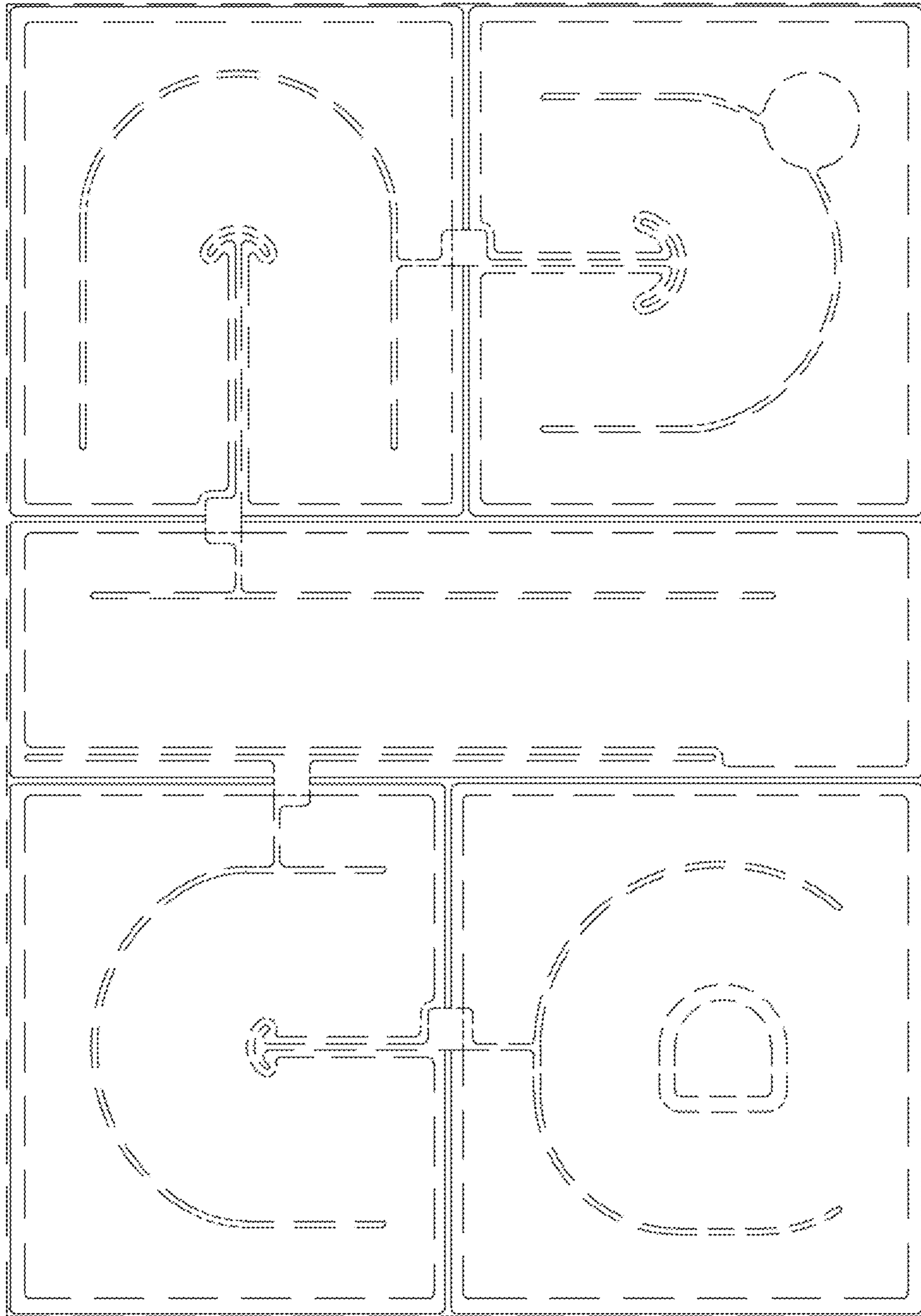


FIG. 3




FIG. 4




FIG. 5




FIG. 6




FIG. 7



FIG. 8



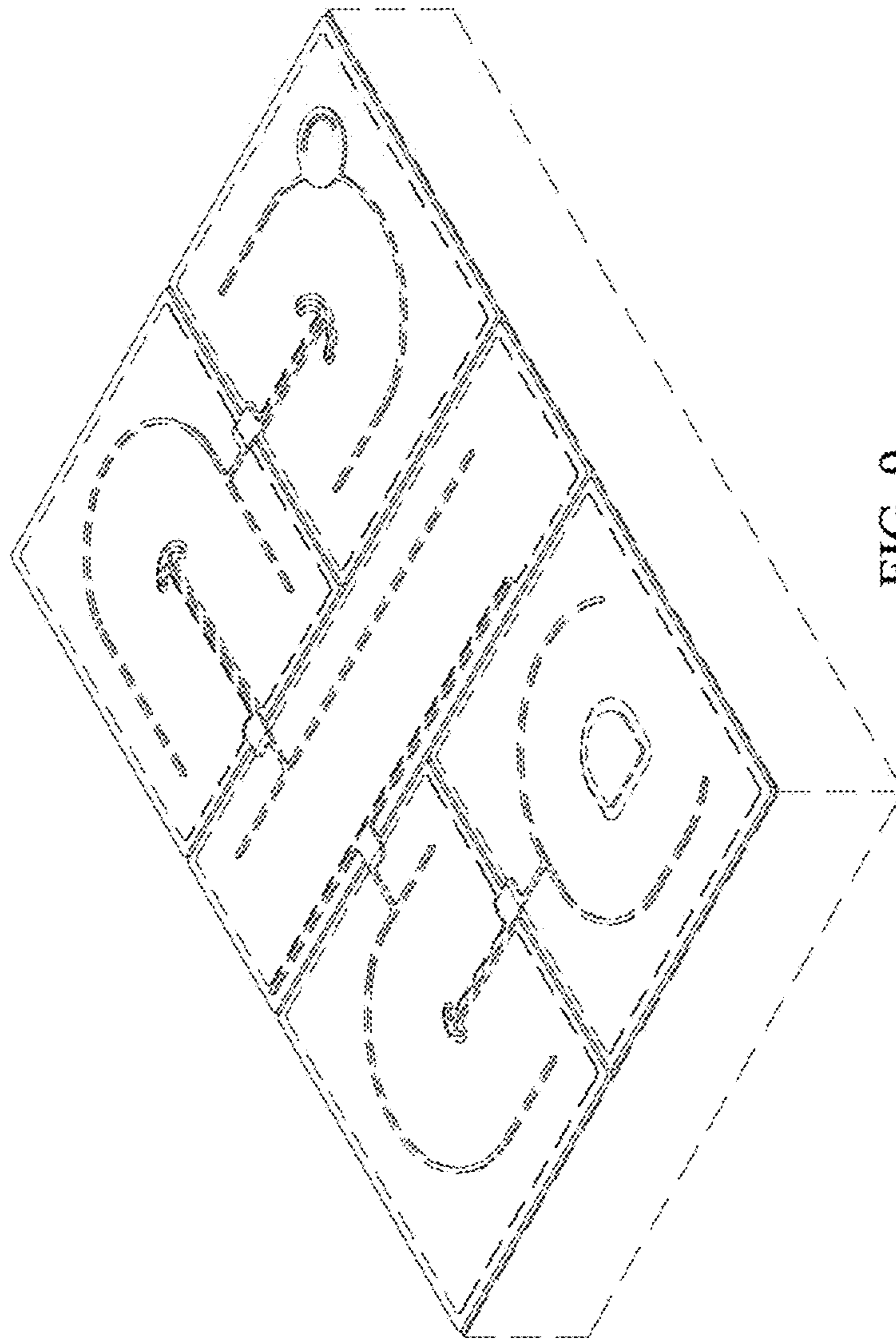


FIG. 9

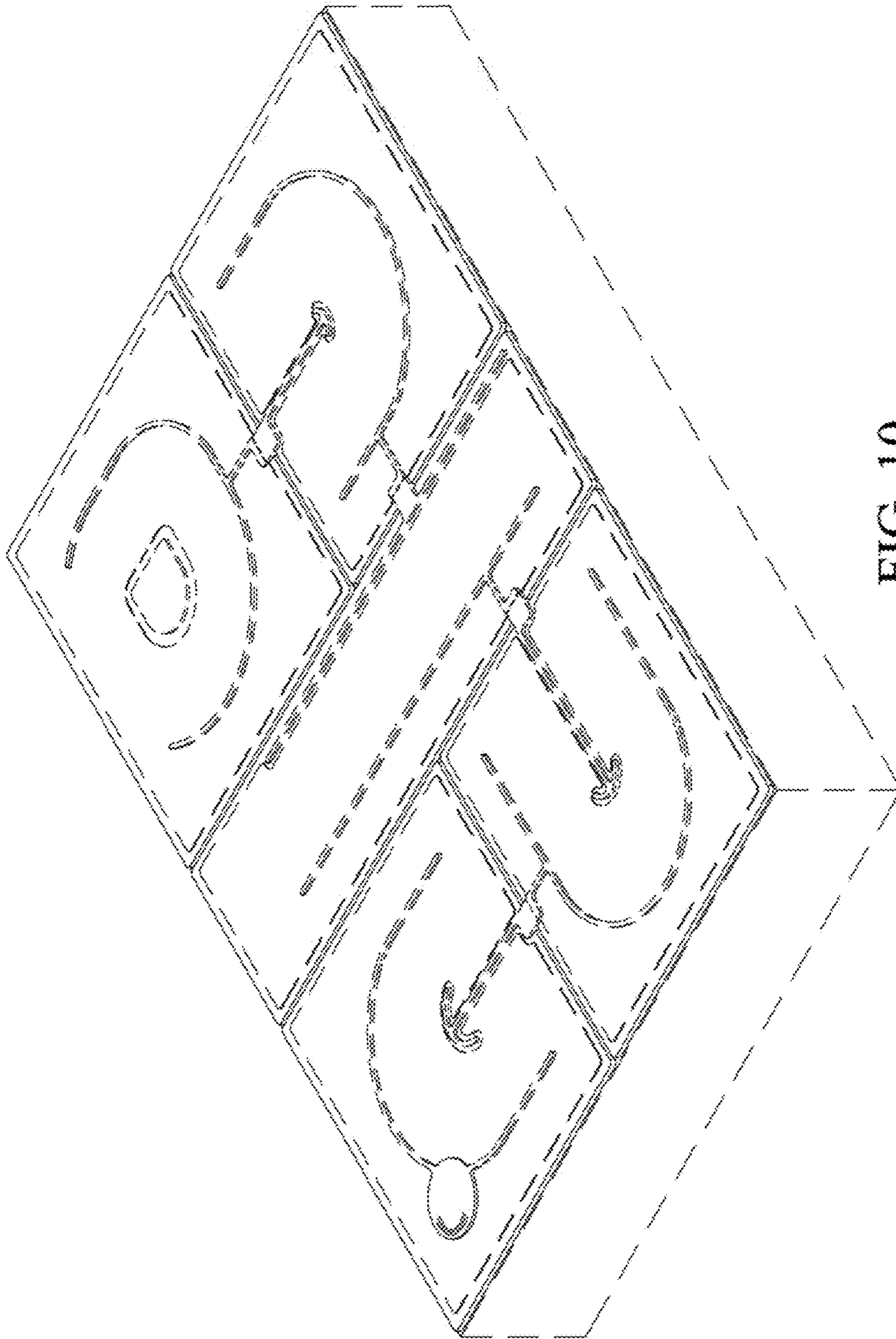


FIG. 10

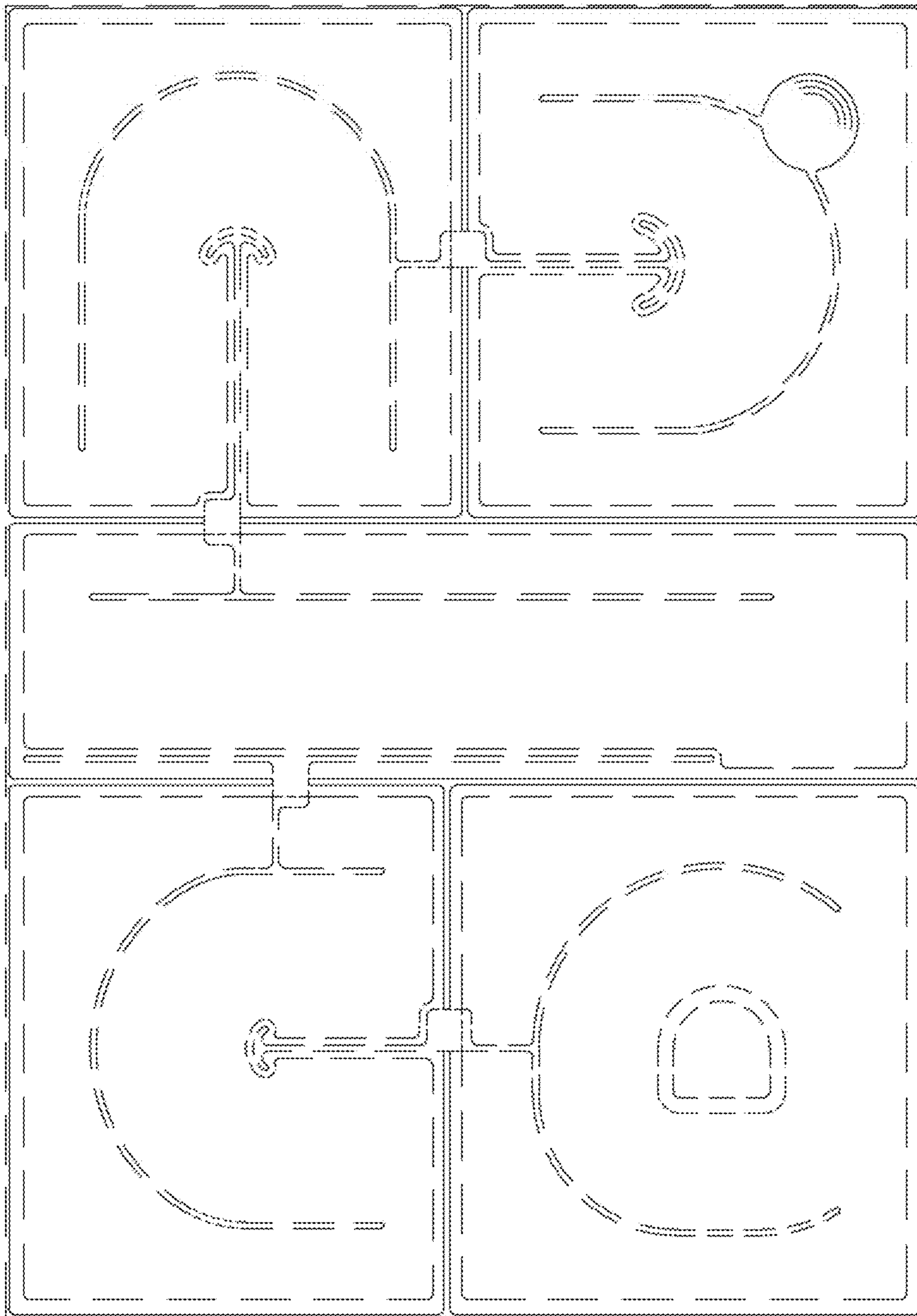


FIG. 11




FIG. 12




FIG. 13




FIG. 14



FIG. 15




FIG. 16