



US00D808898S

(12) **United States Design Patent** (10) **Patent No.:** **US D808,898 S**
Walker (45) **Date of Patent:** **** *Jan. 30, 2018**

(54) **BATTERY**

(71) Applicant: **Deben Group Industries Limited**,
Melton, Woodbridge (GB)
(72) Inventor: **Stephen Andrew Walker**, Ipswich
(GB)
(73) Assignee: **Deben Group Industries Limited** (GB)
(*) Notice: This patent is subject to a terminal dis-
claimer.
(**) Term: **15 Years**

(21) Appl. No.: **29/560,007**

(22) Filed: **Apr. 1, 2016**

Related U.S. Application Data

(63) Continuation-in-part of application No. 29/518,591,
filed on Feb. 25, 2015, now abandoned.

(30) **Foreign Application Priority Data**

Sep. 3, 2014 (EM) 002530675-0008

(51) **LOC (11) Cl.** **13-02**

(52) **U.S. Cl.**
USPC **D13/103**

(58) **Field of Classification Search**

USPC D13/102-106, 110, 118-119, 184
CPC Y02E 60/12; Y02E 60/122; Y02E 60/124;
Y02E 60/50; H01M 2/02; H01M 2/022;
H01M 2/0202; H01M 2/0207; H01M
2/0212; H01M 2/1061; H01M 2/1022;
H01M 2/1055; H01M 2/1066; H01M
2/105; H01M 2/204; H01M 2/1016;
H01M 2200/00; H01M 10/4257; H01M
10/0436; H01M 10/48; H01M 10/42

See application file for complete search history.

(56) **References Cited**

U.S. PATENT DOCUMENTS

D585,367 S *	1/2009	Dunbar	D13/108
D728,477 S *	5/2015	Meyer	D13/107
D733,043 S *	6/2015	Hasbrook	D13/103
D758,302 S *	6/2016	Walker	D13/103
D760,646 S *	7/2016	Walker	D13/103
D767,486 S *	9/2016	Yu	D13/103
D768,071 S *	10/2016	Kim	D13/103
D768,073 S *	10/2016	Kim	D13/103
D771,561 S *	11/2016	Walker	D13/103
D772,808 S *	11/2016	Walker	D13/103
D772,809 S *	11/2016	Walker	D13/103
D784,920 S *	4/2017	Walker	D13/103

* cited by examiner

Primary Examiner — Rosemary K Tarcza

Assistant Examiner — Nathaniel D. Buckner

(74) *Attorney, Agent, or Firm* — Hayes Soloway PC

(57) **CLAIM**

I claim the ornamental design for a battery, as shown and described.

DESCRIPTION

FIG. 1 is a front perspective view of a battery showing my new design;
FIG. 2 is a front view thereof;
FIG. 3 is a back view thereof;
FIG. 4 is a left side view thereof;
FIG. 5 is a right side view thereof;
FIG. 6 is a top plan view thereof;
FIG. 7 is a bottom view thereof; and,
FIG. 8 is a back perspective view thereof.

1 Claim, 8 Drawing Sheets






FIG. 1




FIG. 2



FIG. 3




FIG. 4




FIG. 5




FIG. 6




FIG. 7




FIG.8