



US00D808895S

(12) **United States Design Patent**
Kreitzman et al.

(10) **Patent No.:** **US D808,895 S**

(45) **Date of Patent:** **** Jan. 30, 2018**

(54) **TIRE**

D691,943 S * 10/2013 Ma D12/579
D737,197 S * 8/2015 Wang D12/579
D767,474 S * 9/2016 Reim D12/579

(71) Applicant: **API, Inc.**, Scottsdale, AZ (US)

(72) Inventors: **Jeff Kreitzman**, Scottsdale, AZ (US);
Sunrong Gong, Beijing (CN); **Haipeng Zhao**, Weihai (CN)

OTHER PUBLICATIONS

AP Gladiator LT Tire found online [Nov. 7, 2016] <http://apitire.com/brands/gladiator/light-truck/>.*

(73) Assignee: **API, Inc.**, Scottsdale, AZ (US)

* cited by examiner

(**) Term: **15 Years**

Primary Examiner — Lakiya Rogers

Assistant Examiner — John Voytek

(21) Appl. No.: **29/562,736**

(74) *Attorney, Agent, or Firm* — Jeffrey T. Placker;
Holland & Knight LLP

(22) Filed: **Apr. 28, 2016**

(51) **LOC (11) Cl.** **12-15**

(52) **U.S. Cl.**
USPC **D12/596**

(57) **CLAIM**

The ornamental design for a tire, as shown and described.

(58) **Field of Classification Search**

USPC D12/568–604, 900

CPC B60C 1/0016; B60C 11/0306; B60C 11/0302; B60C 3/06; B60C 9/17

See application file for complete search history.

DESCRIPTION

FIG. 1 is a front perspective view of a tire;
FIG. 2 is a side perspective view thereof;
FIG. 3 is a front elevation view thereof;
FIG. 4 is a side elevation view thereof; and,
FIG. 5 is an enlarged, detailed view of a shoulder-portion thereof.

The broken lines are included for the purpose of illustrating portions of the tire that form no part of the claimed design.

(56) **References Cited**

U.S. PATENT DOCUMENTS

D580,347 S * 11/2008 Lo D12/579
D621,342 S * 8/2010 Osaka D12/579
D638,352 S * 5/2011 Osaka D12/579

1 Claim, 5 Drawing Sheets

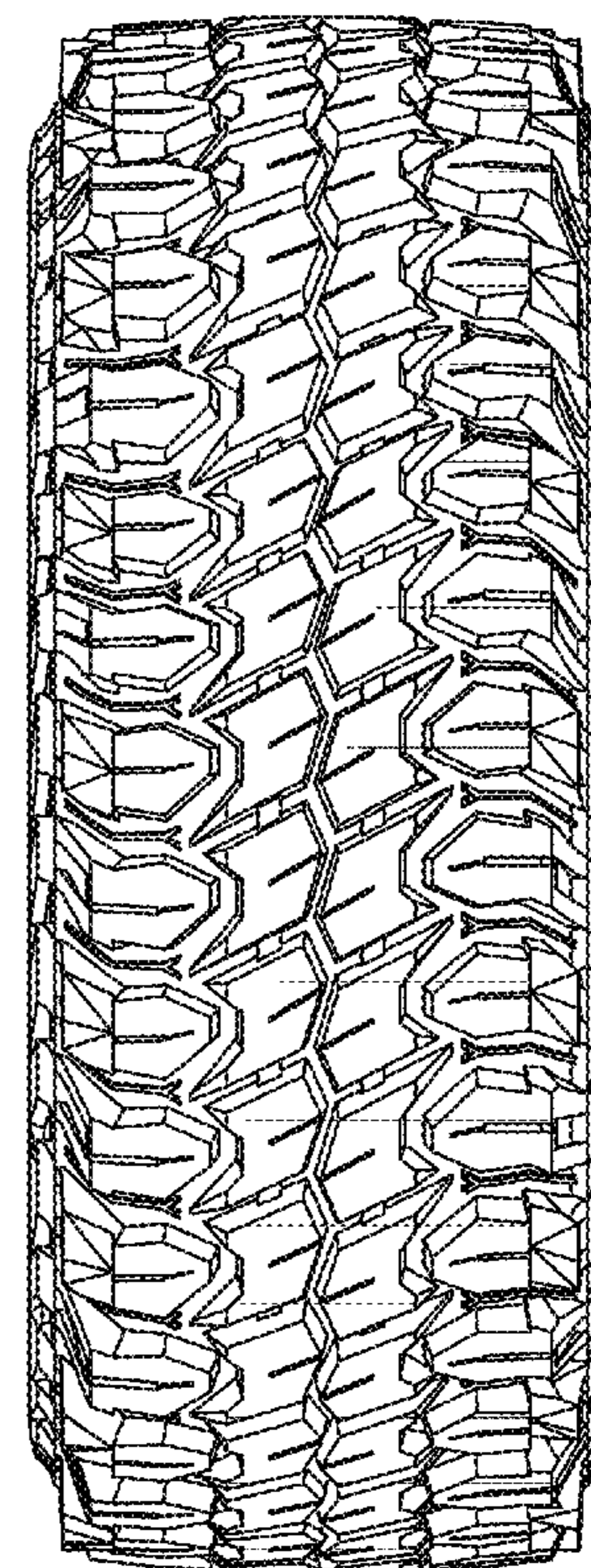
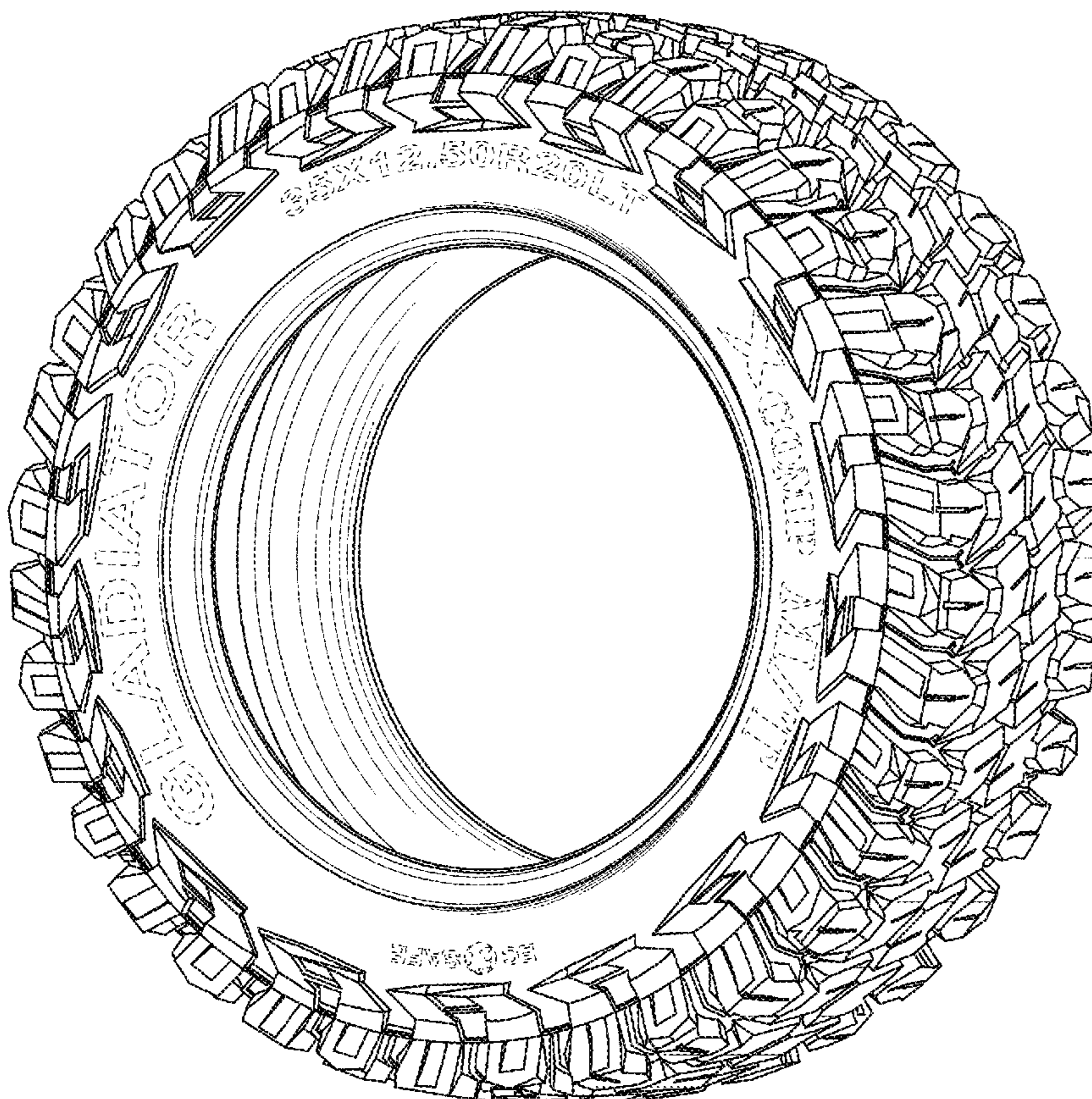




FIG. 1

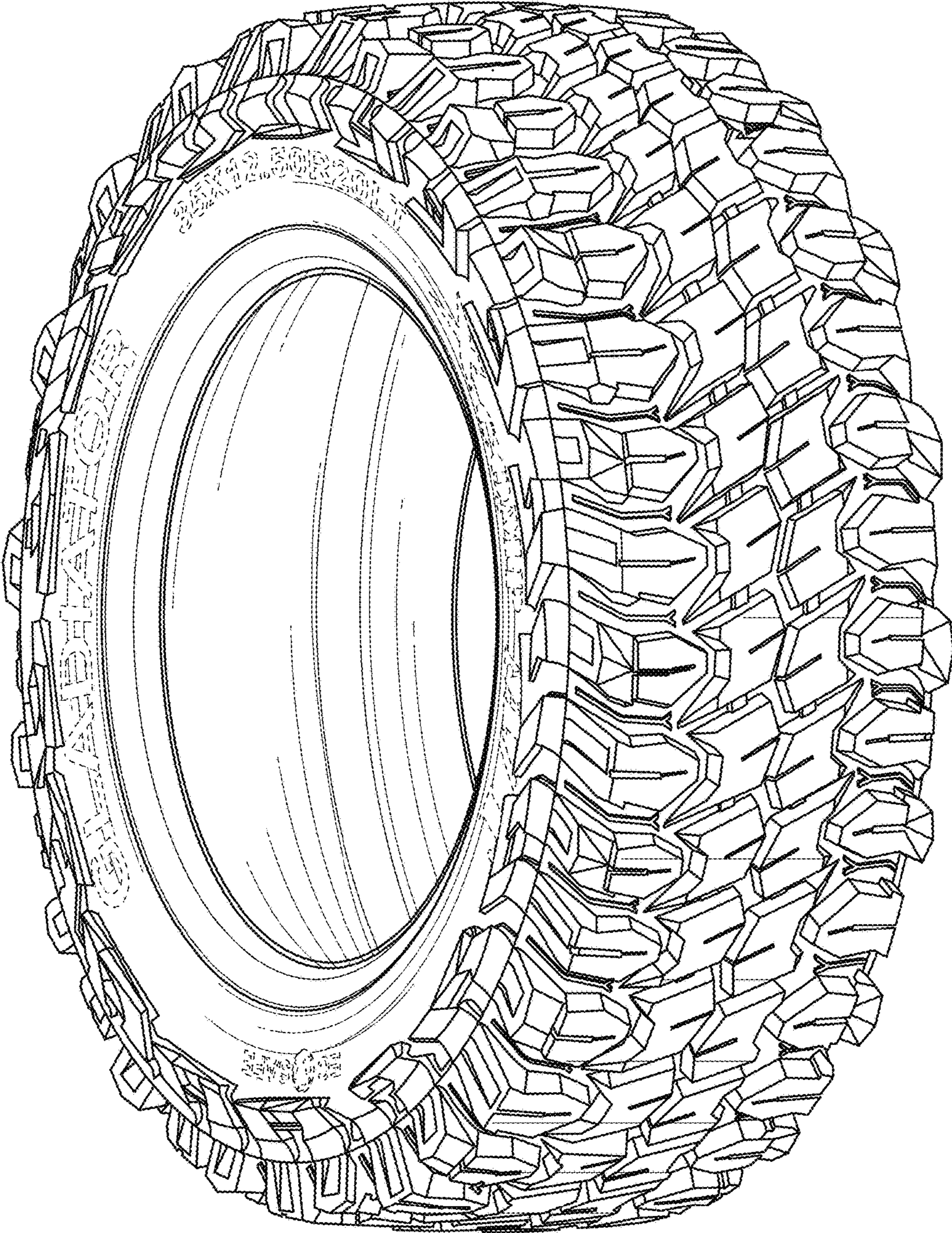


FIG. 2



FIG. 3

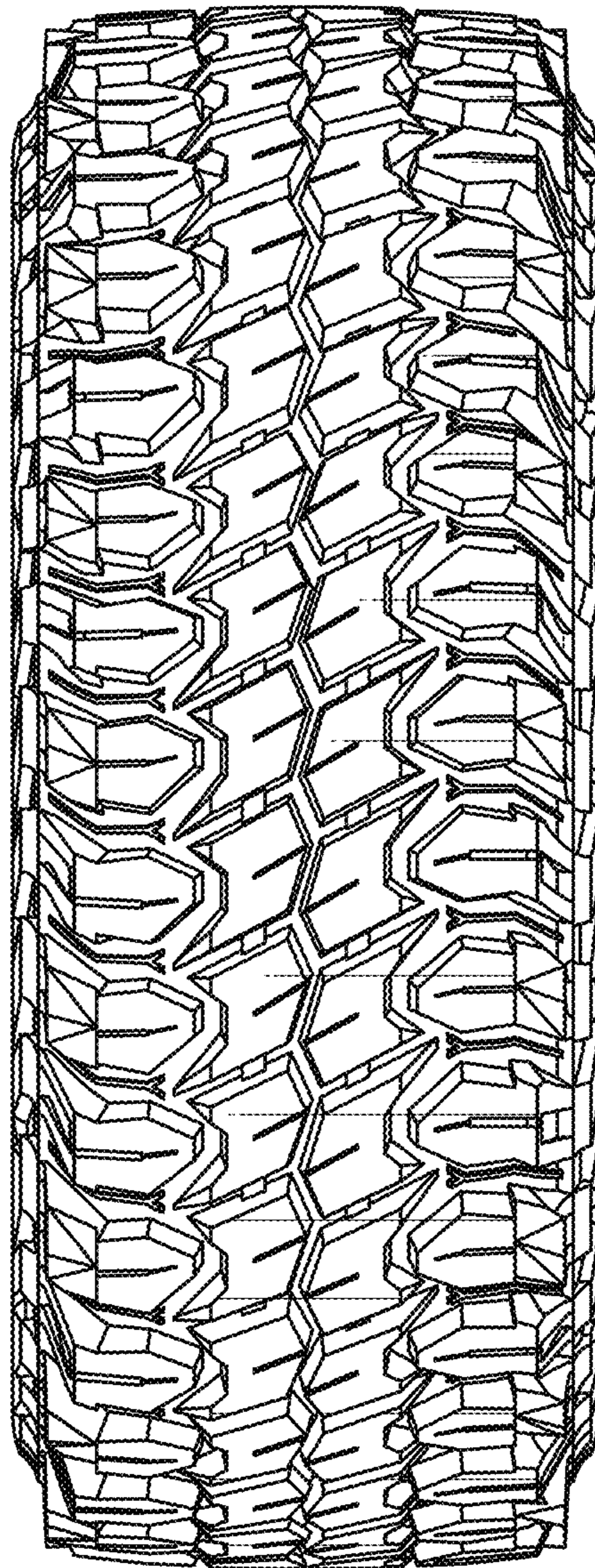


FIG. 4

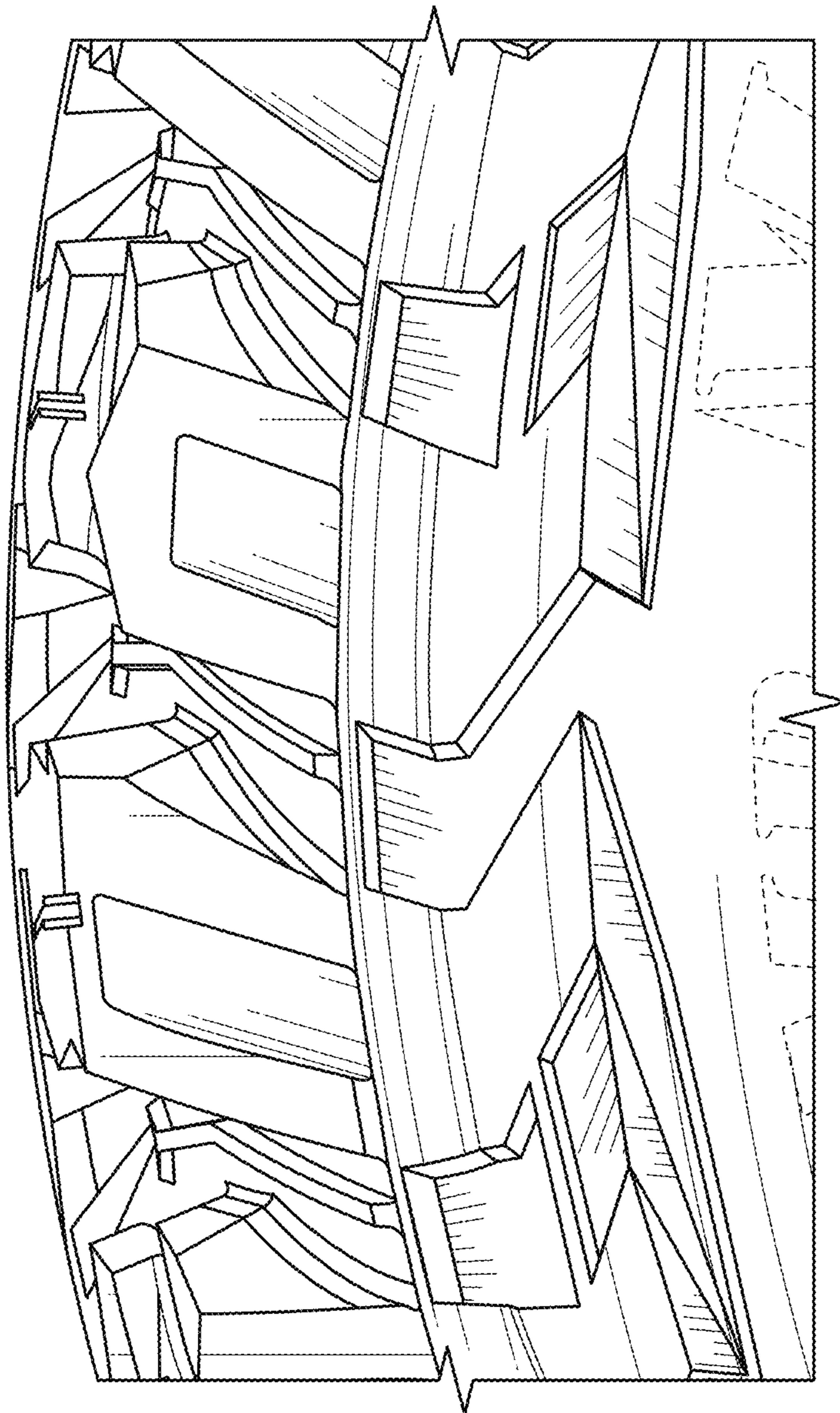


FIG. 5