



US00D808877S

(12) **United States Design Patent**
Liu et al.

(10) **Patent No.:** **US D808,877 S**
(45) **Date of Patent:** **** Jan. 30, 2018**

- (54) **WHEEL AND TIRE**
- (71) Applicant: **NINEBOT(BEIJING)TECH. CO., LTD**, Beijing (CN)
- (72) Inventors: **Lei Liu**, Beijing (CN); **Zhenyuan Zhang**, Beijing (CN); **Hui Zhang**, Beijing (CN); **Ye Wang**, Beijing (CN)
- (73) Assignee: **Nine (Beijing) Tech. Co., Ltd.**, Beijing (CN)
- (**) Term: **15 Years**
- (21) Appl. No.: **35/500,946**
- (22) Filed: **Nov. 11, 2015**
- (80) **Hague Agreement Data**
 Int. Filing Date: **Nov. 11, 2015**
 Int. Reg. No.: **DM/090406**
 Int. Reg. Date: **Nov. 11, 2015**
 Int. Reg. Pub. Date: **May 13, 2016**

- (30) **Foreign Application Priority Data**
 May 12, 2015 (CN) 2015 3 0137304
- (51) **LOC (11) Cl.** **12-16**
- (52) **U.S. Cl.**
 USPC **D12/204**
- (58) **Field of Classification Search**
 USPC D12/204, 501, 574, 579, 592, 605;
 D21/423, 779
 CPC B60C 11/0306; B60C 7/10; B60C 7/24
 See application file for complete search history.

- (56) **References Cited**
U.S. PATENT DOCUMENTS
 D294,418 S * 2/1988 Salvesen D12/204
 D352,687 S * 11/1994 Markling D12/204

D355,235 S *	2/1995	Homma	D12/501
6,866,107 B2	3/2005	Heinzmann	
6,907,949 B1	6/2005	Wang	
D528,468 S	9/2006	Arling	
7,243,572 B1	7/2007	Arling	
D551,592 S	9/2007	Chang	
D551,722 S	9/2007	Chang	
D603,783 S *	11/2009	Carlton	D12/501
8,201,653 B2	6/2012	Strassman	
D669,409 S *	10/2012	Arakelian	D12/211
8,322,478 B2	12/2012	Kim	
8,453,768 B2	6/2013	Kamen	
D748,533 S	2/2016	Collins et al.	
9,364,379 B2 *	6/2016	Hammond	A61G 7/1017
9,400,502 B2	7/2016	Kamen et al.	
D774,600 S	12/2016	Tao	

(Continued)

Primary Examiner — Michael A Pratt
(74) *Attorney, Agent, or Firm* — Oppedahl Patent Law Frim LLC

(57) **CLAIM**

The ornamental design for a wheel and tire, as shown and described.

DESCRIPTION

The file of this patent contains at least one drawing/photograph executed in color. Copies of this patent with color drawing(s)/photograph(s) will be provided by the Office upon request and payment of the necessary fee.

FIG. 1.1 is a front view of a wheel and tire showing the new design;

FIG. 1.2 is a back view thereof;

FIG. 1.3 is a left view thereof;


FIG. 1.4 is a right view thereof;

FIG. 1.5 is a top view thereof; and

FIG. 1.6 is a bottom view thereof.

The portion of the design shown in the color red is for the purpose of illustrating portions of the wheel that forms no part of the claimed design.

1 Claim, 6 Drawing Sheets
(5 of 6 Drawing Sheet(s) Filed in Color)



(56)

References Cited

U.S. PATENT DOCUMENTS

2005/0134014 A1 6/2005 Xie
2008/0245594 A1 10/2008 Ishii

* cited by examiner


1.1




1.2




1.3



1.4



1.5



1.6

