



US00D808845S

(12) **United States Design Patent** (10) **Patent No.:** **US D808,845 S**
Serfass et al. (45) **Date of Patent:** **** Jan. 30, 2018**

(54) **BRACELET**

(71) Applicant: **Go Girl Designs, LLC**, Knoxville, TN (US)

(72) Inventors: **Lindsay Michelle Serfass**, Knoxville, TN (US); **Candice Leigh Cabe**, Knoxville, TN (US)

(73) Assignee: **Go Girl Design, LLC**, Knoxville, TN (US)

(**) Term: **15 Years**

(21) Appl. No.: **29/568,428**

(22) Filed: **Jun. 17, 2016**

Related U.S. Application Data

(63) Continuation-in-part of application No. 14/261,765, filed on Apr. 25, 2014, now abandoned.

(51) **LOC (11) Cl.** **11-01**

(52) **U.S. Cl.**
USPC **D11/6; D28/41**

(58) **Field of Classification Search**

USPC D11/1–18, 26, 27, 29, 30, 31, 34, 37, 38, D11/39, 40–43; D28/41; D14/344; D7/633

CPC A44C 5/00; A44C 5/0007; A44C 5/0015; A44C 5/0023; A44C 5/003; A44C 5/0038; A44C 5/0046; A44C 5/0053; A44C 5/0061; A44C 5/0069; A44C 5/0076; A44C 5/0084; A44C 5/0092; A44C 5/12; A44C 7/00; A44C 7/002; A44C 7/004; A44C 7/005; A44C 9/00; A44C 9/0038; A44C 9/0046; A44C 9/0053; A44C 9/0061; A44C 9/0069; A44C 9/0084; A44C 9/02; A44C 15/00; A44C 15/001; A44C 15/0015; A44C 15/002; A44C 15/0025; A44C 15/003; A44C 15/004

See application file for complete search history.

(56) **References Cited**

U.S. PATENT DOCUMENTS

D4,643 S *	2/1871	Smith	D11/39
D4,644 S *	2/1871	Smith	D11/39
D184,833 S *	4/1959	Sager	D11/39
D262,199 S *	12/1981	Bogner	D11/38
D356,456 S *	3/1995	Henry	D11/39
D378,944 S *	4/1997	Yan	D11/39
D424,966 S *	5/2000	Ofiesh, II	D11/26
6,062,045 A *	5/2000	West	A44C 9/00 D11/26

(Continued)

Primary Examiner — Cynthia Ramirez

Assistant Examiner — Lloreyls Martinez-Rivera

(74) *Attorney, Agent, or Firm* — Pitts & Lake, P.C.

(57) **CLAIM**

We claim the ornamental design for a bracelet, as shown and described.

DESCRIPTION

FIG. 1 is a perspective view of a bracelet showing my new design;

FIG. 2 is a left side elevation view of the bracelet in FIG. 1, the right, front, and rear side elevation views being a mirror image thereof;

FIG. 3 is a top plan view of the bracelet in FIG. 1, the bottom plan view being a mirror image thereof;

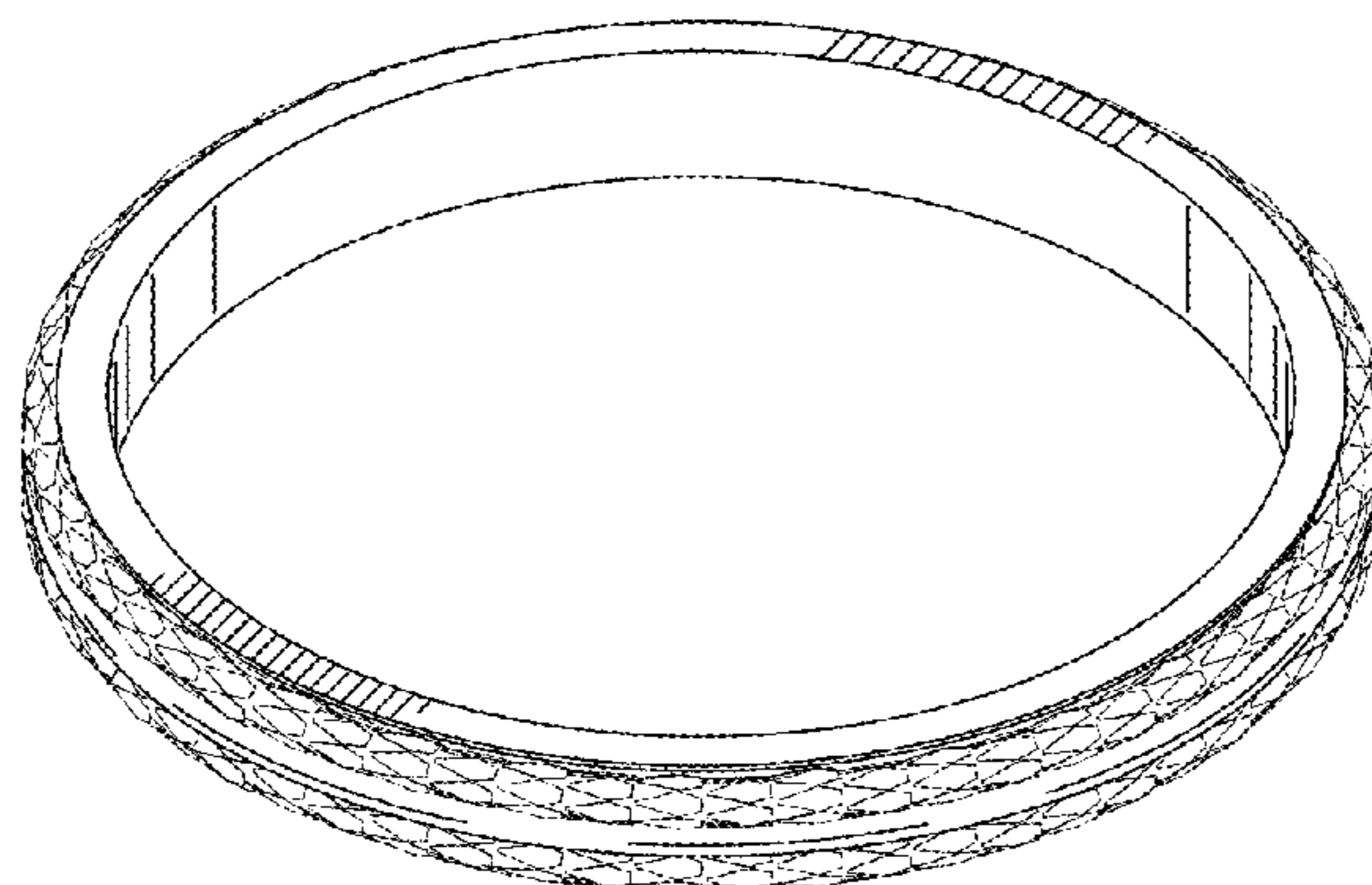
FIG. 4 is an exploded perspective view of the bracelet in FIG. 1;

FIG. 5 is a perspective view of the bracelet in FIG. 1, shown without the two removable jewelry strands and the removable hair band for clarity of illustration;

FIG. 6 is a left side elevation view of the bracelet in FIG. 5, the right, front, and rear sides being mirror images thereof; and,

FIG. 7 is a top plan view of the bracelet in FIG. 5, the bottom plan view being a mirror image thereof.

1 Claim, 5 Drawing Sheets



(56)

References Cited

U.S. PATENT DOCUMENTS

D429,657 S * 8/2000 Baghdassarian D11/3
6,260,383 B1 * 7/2001 Warren A44C 9/00
D11/4
6,276,369 B1 8/2001 Rogers
D450,009 S * 11/2001 Molfese D11/26
D458,867 S * 6/2002 Tschetter D11/39
6,928,734 B1 * 8/2005 West A44C 9/00
63/15
D515,450 S * 2/2006 Schiesl-Griesinger D11/4
D567,701 S * 4/2008 Nisguretsky D11/39
D605,071 S * 12/2009 White D11/34
D635,481 S * 4/2011 Modi D11/38
D637,936 S * 5/2011 Modi D11/3
7,963,289 B1 6/2011 King
D642,086 S * 7/2011 Modi D11/40
D646,600 S * 10/2011 Minkinen D11/3
8,875,892 B1 * 11/2014 Warner A44C 5/003
206/533

D757,593 S * 5/2016 Dulien D11/4
D758,908 S * 6/2016 Waud A44C 5/0007
D11/3
D771,869 S * 11/2016 Dulien D28/41
D773,733 S * 12/2016 Dulien D28/41
D779,988 S * 2/2017 Vu D10/70
2005/0056298 A1 3/2005 McRoberts
2006/0048542 A1 * 3/2006 Barry A44C 9/00
63/15.7
2008/0072922 A1 3/2008 Shidler
2013/0133365 A1 5/2013 Zannella
2014/0318180 A1 * 10/2014 Cabe A44C 5/0007
63/5.1
2015/0082830 A1 3/2015 Ingimundarson
2016/0157569 A1 * 6/2016 Ingimundarson A44C 5/0007
63/1.11
2016/0166017 A1 * 6/2016 Zannella A44C 5/0007
63/1.11
2016/0295974 A1 * 10/2016 Serfass A44C 5/0007

* cited by examiner

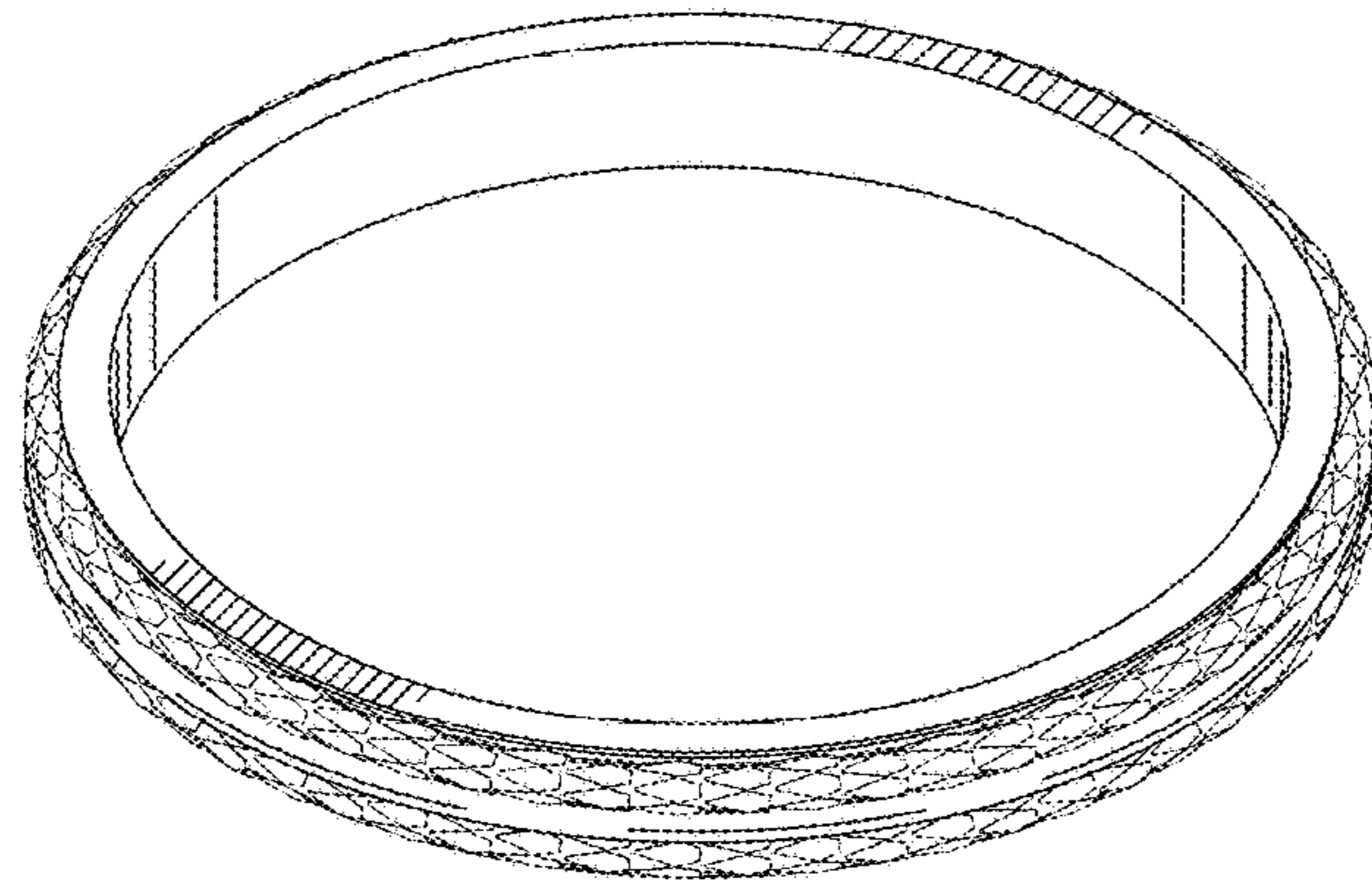


Fig. 1




Fig. 2

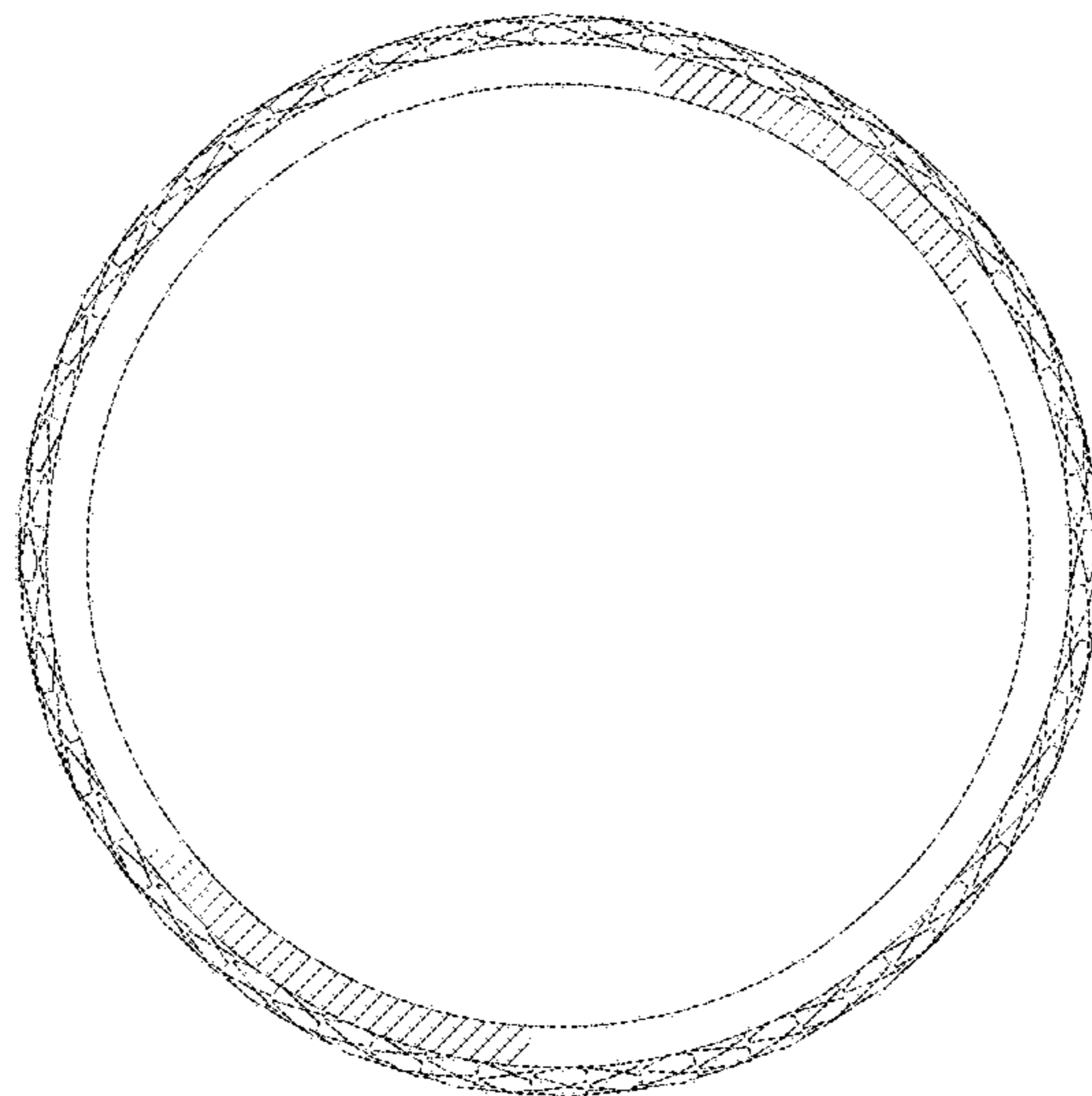


Fig. 3

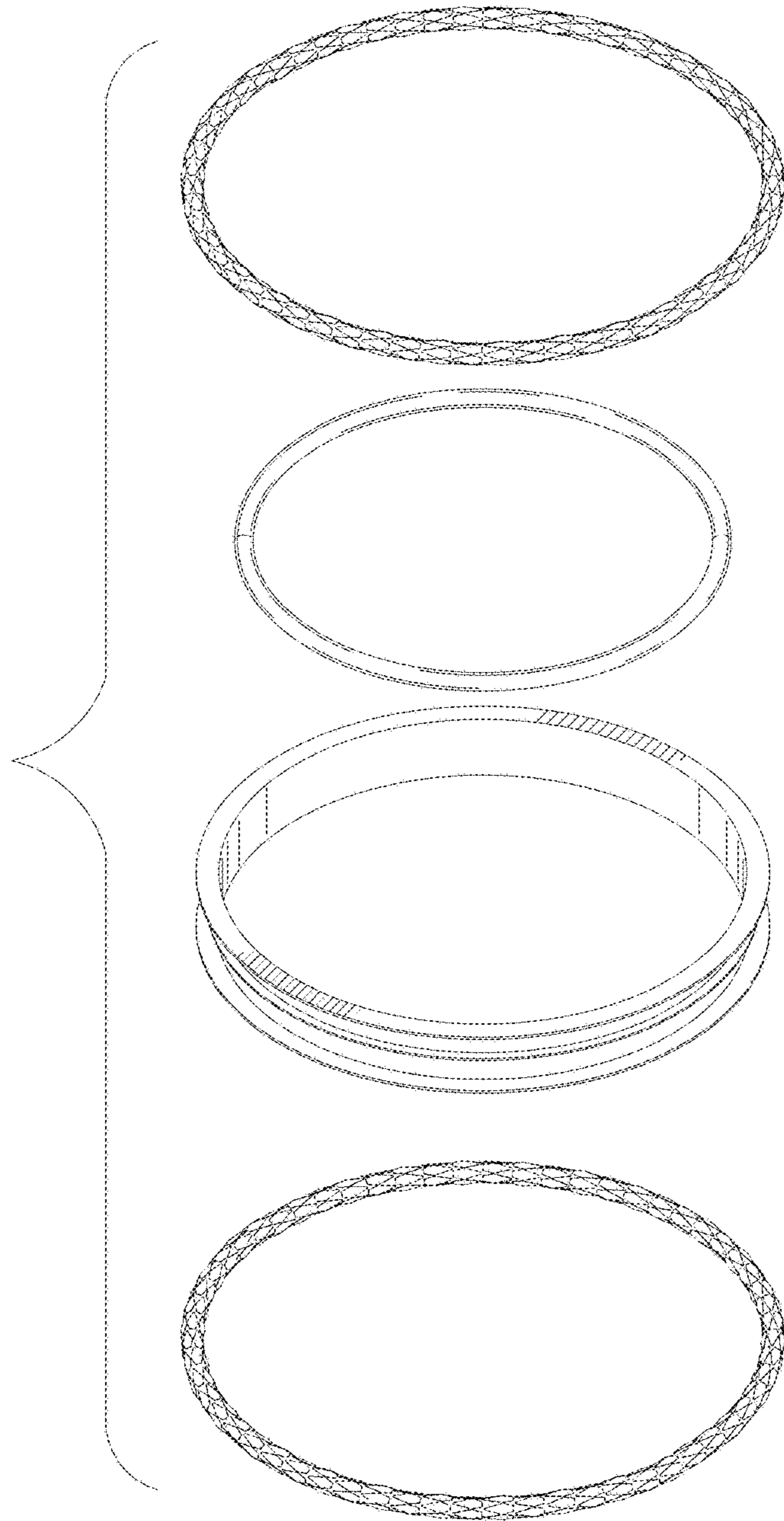


Fig.4

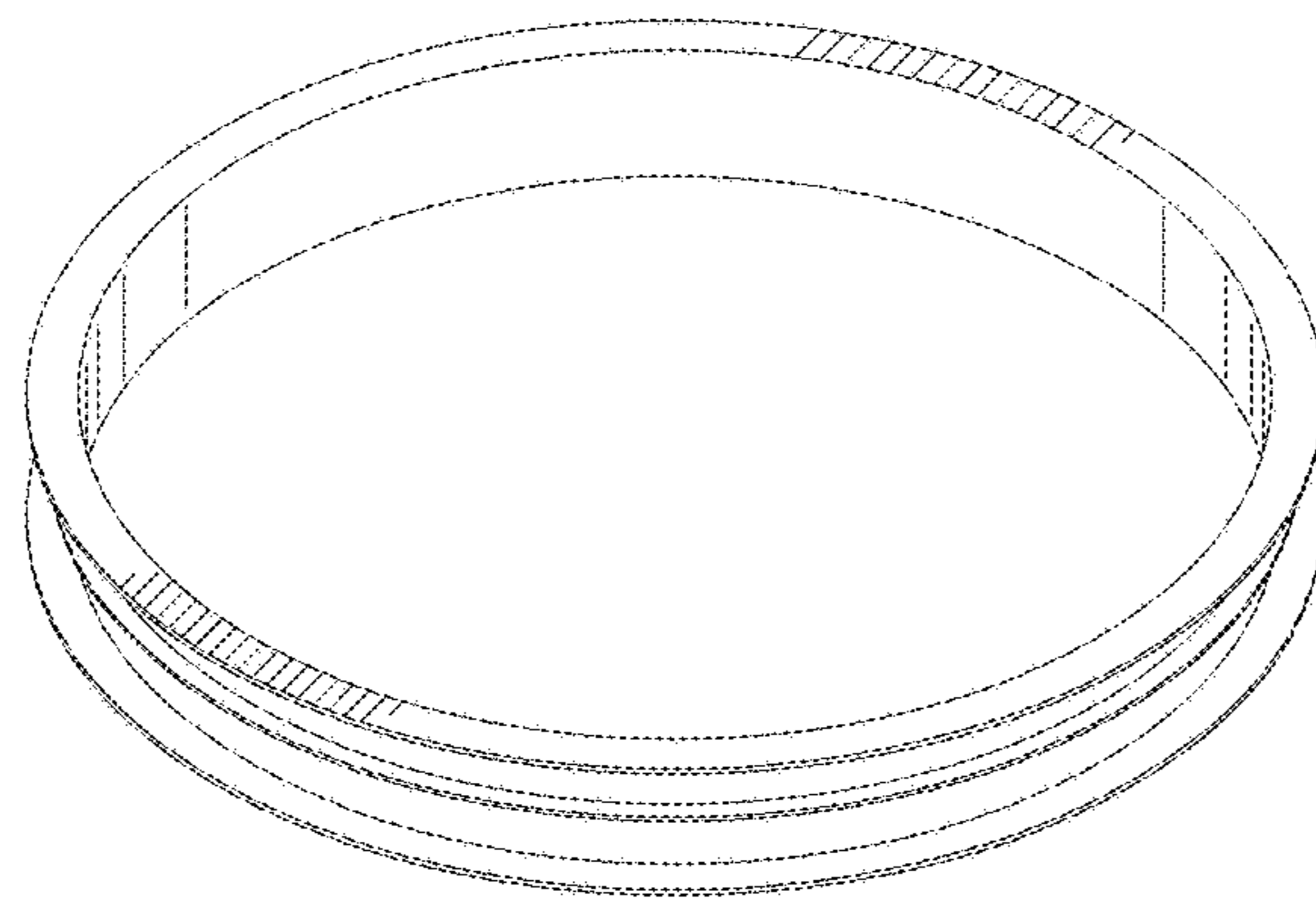


Fig.5




Fig.6

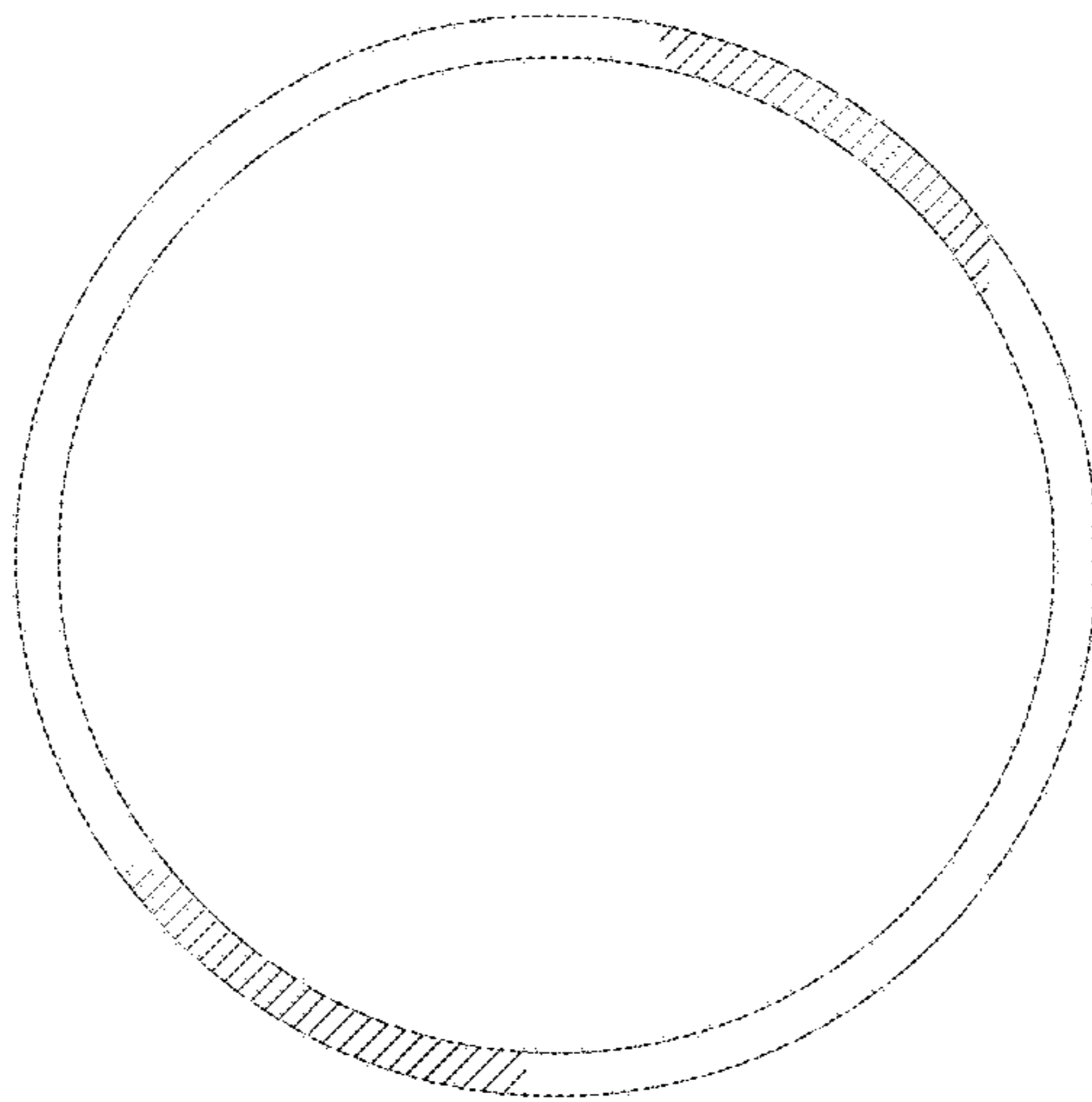


Fig.7