



US00D808836S

(12) **United States Design Patent** (10) **Patent No.:** **US D808,836 S**
Bauermann et al. (45) **Date of Patent:** **** *Jan. 30, 2018**

(54) **SENSOR DEVICE**

- (71) Applicant: **ROSEN Swiss AG**, Stans (CH)
- (72) Inventors: **Rainer Bauermann**, Lingen (DE); **Michael Gorny**, Twist (DE); **Klaus Plattner**, Lingen (DE); **Carsten Heinks**, Neuenhaus (DE); **Marc Seeger**, Kandern (DE); **Philip Schulte**, Haren (DE)
- (73) Assignee: **Rosen Swiss AG**, Stans (CH)
- (*) Notice: This patent is subject to a terminal disclaimer.
- (**) Term: **15 Years**
- (21) Appl. No.: **29/561,677**
- (22) Filed: **Apr. 19, 2016**
- (51) **LOC (11) Cl.** **10-04**
- (52) **U.S. Cl.**
USPC **D10/96**
- (58) **Field of Classification Search**
USPC D10/96, 101
CPC . G01F 1/66; G01F 1/662; G01F 1/663; G01F 1/666; G01F 1/668; G01F 1/7082; G01F 25/0007
See application file for complete search history.

(56) **References Cited**

U.S. PATENT DOCUMENTS

D440,168 S * 4/2001 Lister D10/96

OTHER PUBLICATIONS

<http://www.cidra.com/cidra-products/sonartrac-vf100>; Jul. 15, 2016.

* cited by examiner

Primary Examiner — Antoine D Davis
(74) *Attorney, Agent, or Firm* — Husch Blackwell LLP



(57) **CLAIM**

We claim the ornamental design for a sensor device, as shown and described.

DESCRIPTION

FIG. 1 is a front elevation view of an analysis unit of the sensor device;
 FIG. 2 is a left-side elevation view thereof;
 FIG. 3 is a right-side elevation view thereof;
 FIG. 4 is a rear elevation view thereof;
 FIG. 5 is a bottom plan view thereof;
 FIG. 6 is a top plan view thereof;
 FIG. 7 is a front elevation view of a sensor unit of the sensor device;
 FIG. 8 is a left-side elevation view thereof;
 FIG. 9 is a right-side elevation view thereof;
 FIG. 10 is a rear elevation view thereof;
 FIG. 11 is a bottom plan view thereof; and,
 FIG. 12 is a top plan view thereof.
 The broken lines and the area within the broken line in the Figs. depict environmental subject matter that forms no part of the claimed design.

1 Claim, 11 Drawing Sheets






FIG. 1




FIG. 2



FIG. 3




FIG. 4



FIG. 5



FIG. 6



FIG. 7




FIG. 8




FIG. 9



FIG. 10




FIG. 11




FIG. 12