



US00D808825S

(12) **United States Design Patent**
Roden

(10) **Patent No.:** **US D808,825 S**
(45) **Date of Patent:** **** Jan. 30, 2018**

- (54) **WATCH**
- (71) Applicant: **PERRELET SA**, Biel/Bienne (CH)
- (72) Inventor: **Gerald Paul Roden**, Geneva (CH)
- (73) Assignee: **PERRELET SA**, Biel/Bienne (CH)
- (**) Term: **15 Years**
- (21) Appl. No.: **29/538,757**
- (22) Filed: **Sep. 8, 2015**
- (30) **Foreign Application Priority Data**
Mar. 6, 2015 (WO) DM/085784
- (51) **LOC (11) Cl.** **10-02**
- (52) **U.S. Cl.**
USPC **D10/30**
- (58) **Field of Classification Search**
USPC D10/1, 17, 22, 30-39, 122-132
CPC G04B 45/0069; G04B 45/0076; G04B 47/04;
G04B 47/042; G04B 37/0008; G04B
19/06; G04F 7/08
See application file for complete search history.

- (56) **References Cited**
U.S. PATENT DOCUMENTS
D16,972 S * 11/1886 Nivois D10/36
1,006,965 A * 10/1911 Matalene G04B 47/04
368/285
D105,714 S * 8/1937 Rainbault D10/1
2,704,465 A * 3/1955 Haller B22F 3/26
184/109
2,724,235 A * 11/1955 Bauerle G04C 5/005
368/126
D329,203 S * 9/1992 Robert D10/126
D330,869 S * 11/1992 Robert D10/126
D345,937 S * 4/1994 Kaneko D10/126

- D351,361 S * 10/1994 Itoh D10/126
- D351,565 S * 10/1994 Ito D10/126
- D353,553 S * 12/1994 Ito D10/126
- D400,804 S * 11/1998 Riley D10/30
- D436,044 S * 1/2001 Subilia D10/30
- D440,900 S * 4/2001 Hillis D10/126
- D481,322 S * 10/2003 Hill D10/128
- D539,182 S * 3/2007 Perret D10/128
- D551,095 S * 9/2007 Monachon D10/32
- D576,891 S * 9/2008 Tripet D10/33
- D608,223 S * 1/2010 Salanitro D10/38
- D630,960 S * 1/2011 Vogeli D10/128
- D683,633 S * 6/2013 Florian D10/39
- D685,656 S * 7/2013 Chastaingt D10/34
- D705,667 S * 5/2014 Cerrato D10/32
- D708,965 S * 7/2014 Monachon D10/39
- D709,389 S * 7/2014 Monachon D10/39
- D712,293 S * 9/2014 Cerrato D10/127
- 9,104,179 B2 * 8/2015 Jamin G04B 5/165
- D749,431 S * 2/2016 Babcock D10/30
- D777,045 S * 1/2017 Abdourahim D10/30

(Continued)

Primary Examiner — Sandra Snapp
Assistant Examiner — Katherine Glennon
(74) *Attorney, Agent, or Firm* — Sughrue Mion, PLLC

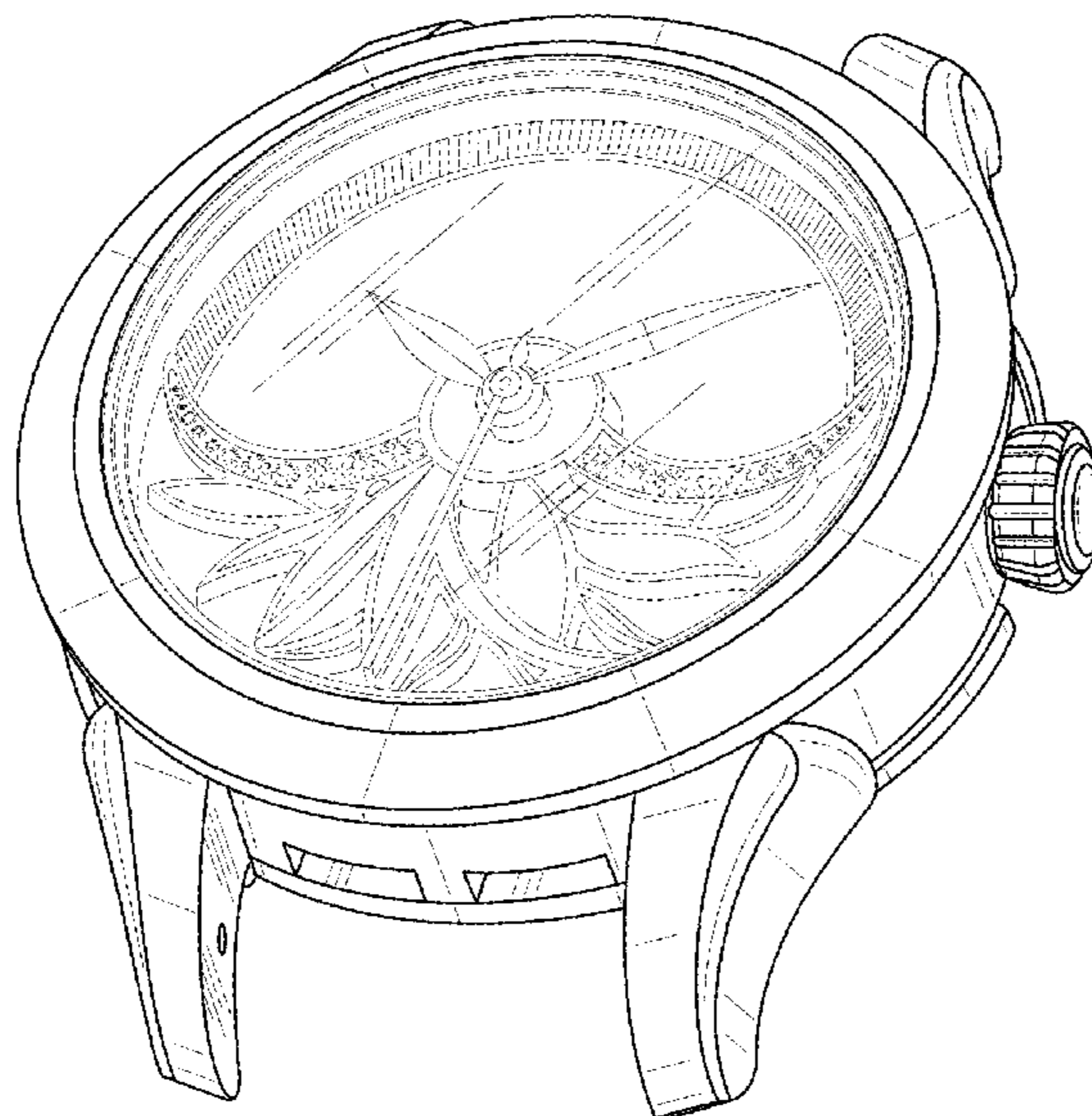
(57) **CLAIM**

The ornamental design for a watch, as shown and described.

DESCRIPTION

FIG. 1 is a perspective view of the front and right side of a watch showing my new design
FIG. 2 is a front elevational view thereof;
FIG. 3 is a rear elevational view thereof;
FIG. 4 is a left side elevational view thereof;
FIG. 5 is a right side elevational view thereof
FIG. 6 is a top plan view thereof; and,
FIG. 7 is a bottom plan view thereof.
The portions of the watch depicted in broken lines form no part of the claimed design.

1 Claim, 7 Drawing Sheets



(56)

References Cited

U.S. PATENT DOCUMENTS

D777,046 S * 1/2017 Abdourahim D10/30
D778,736 S * 2/2017 Abdourahim D10/30

* cited by examiner

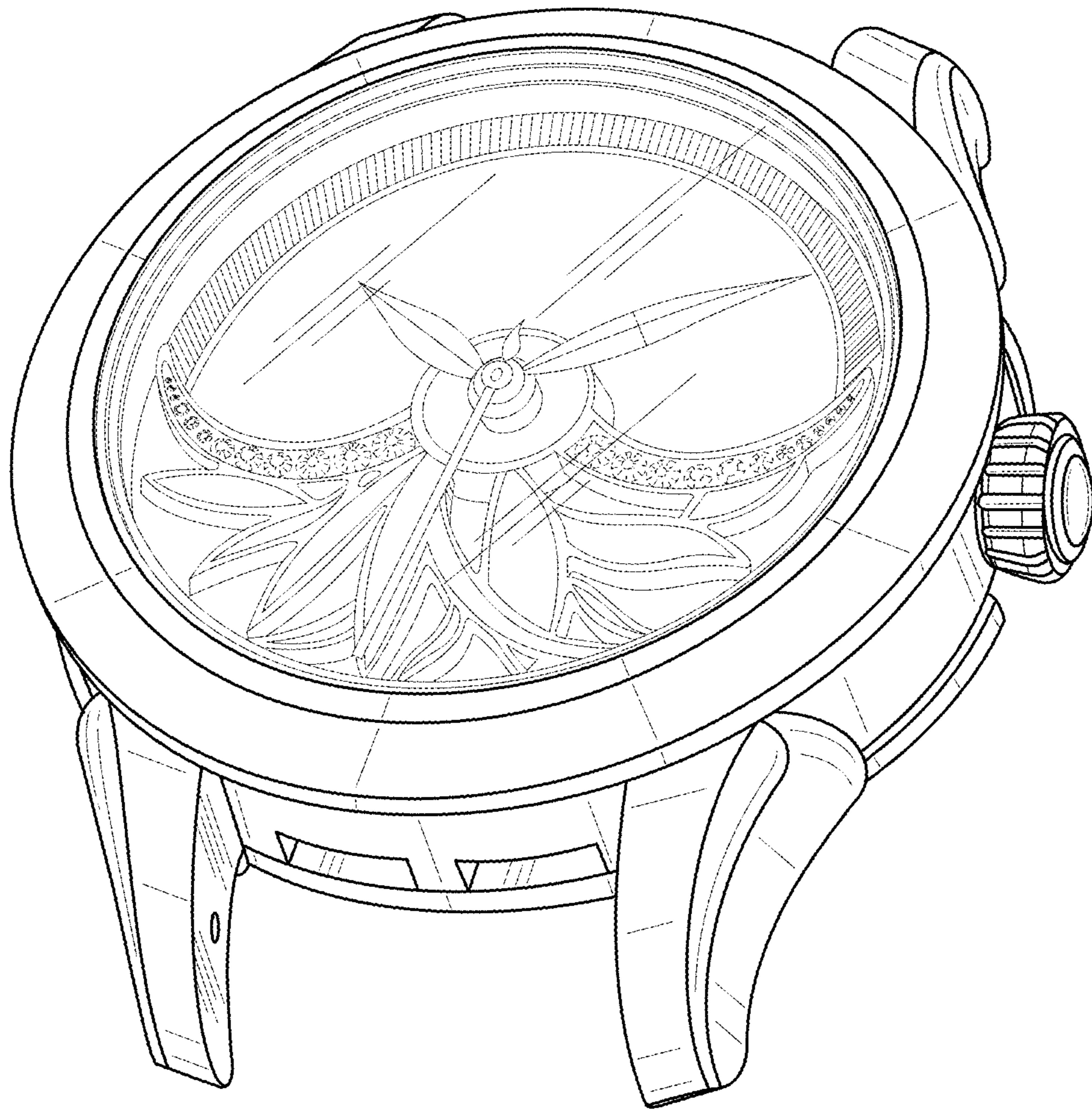


FIG. 1

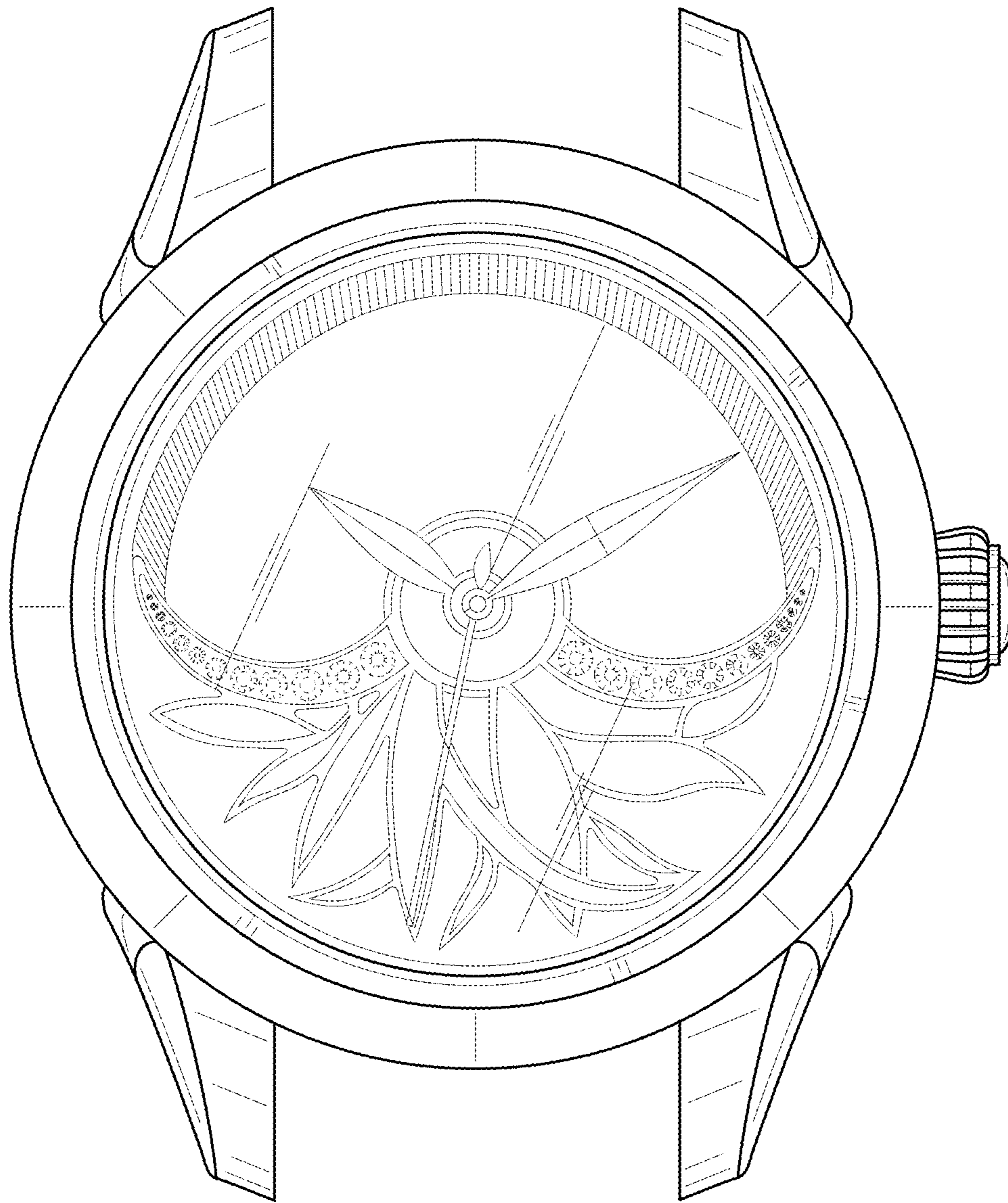


FIG. 2

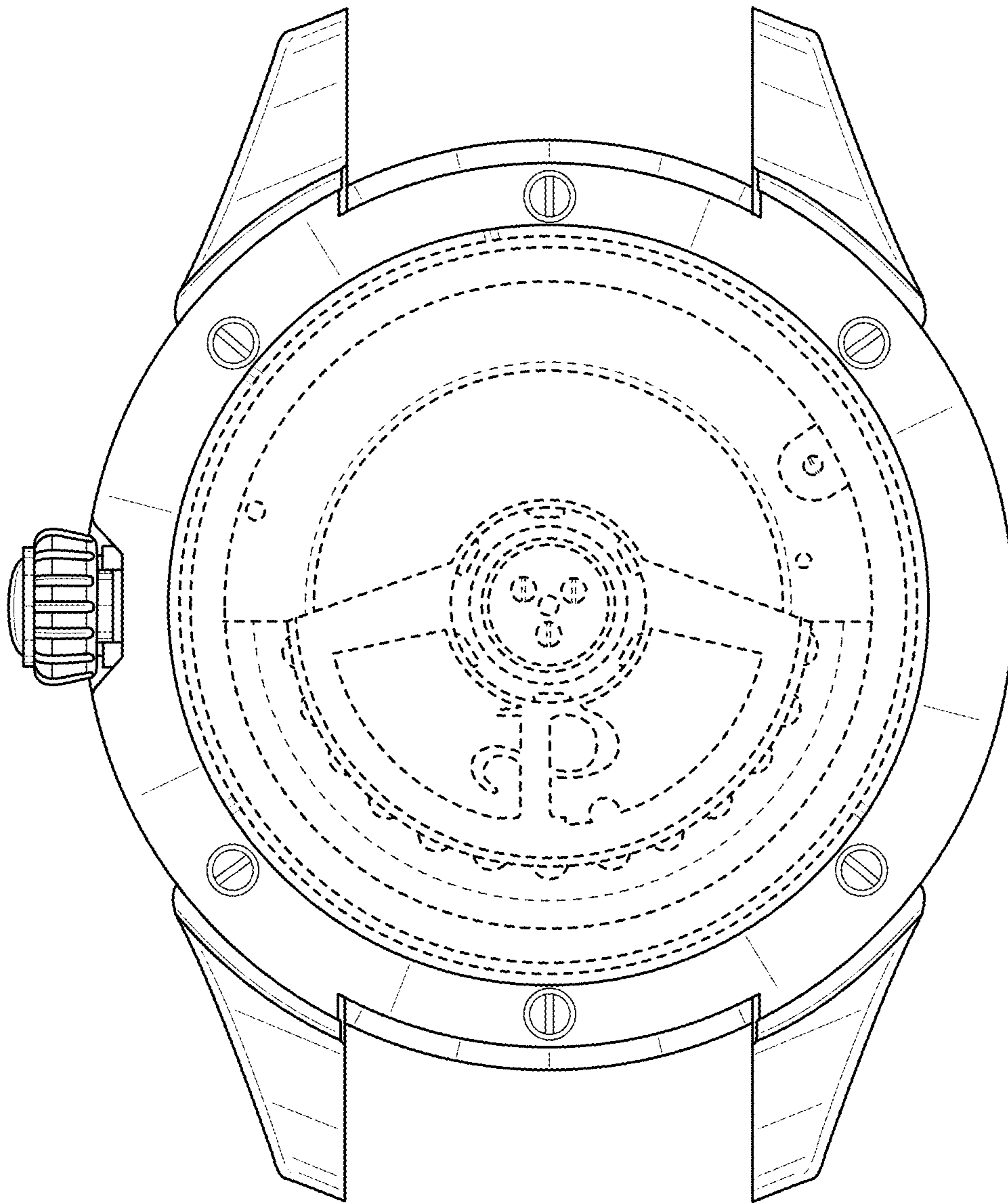


FIG. 3

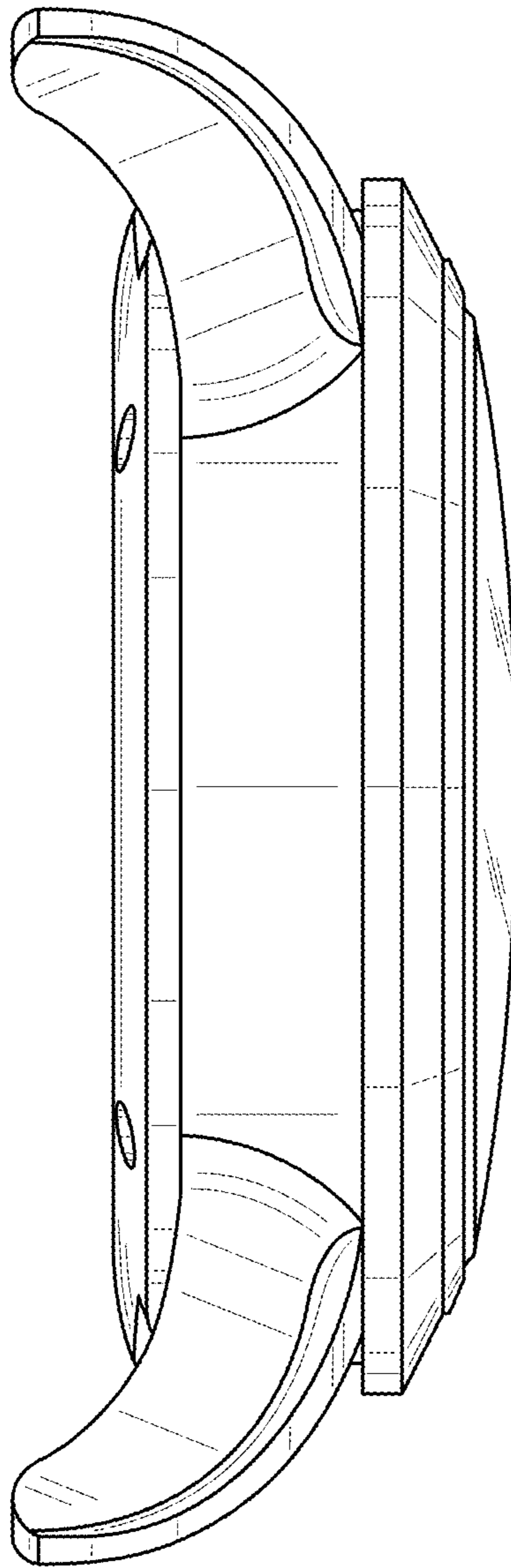


FIG. 4

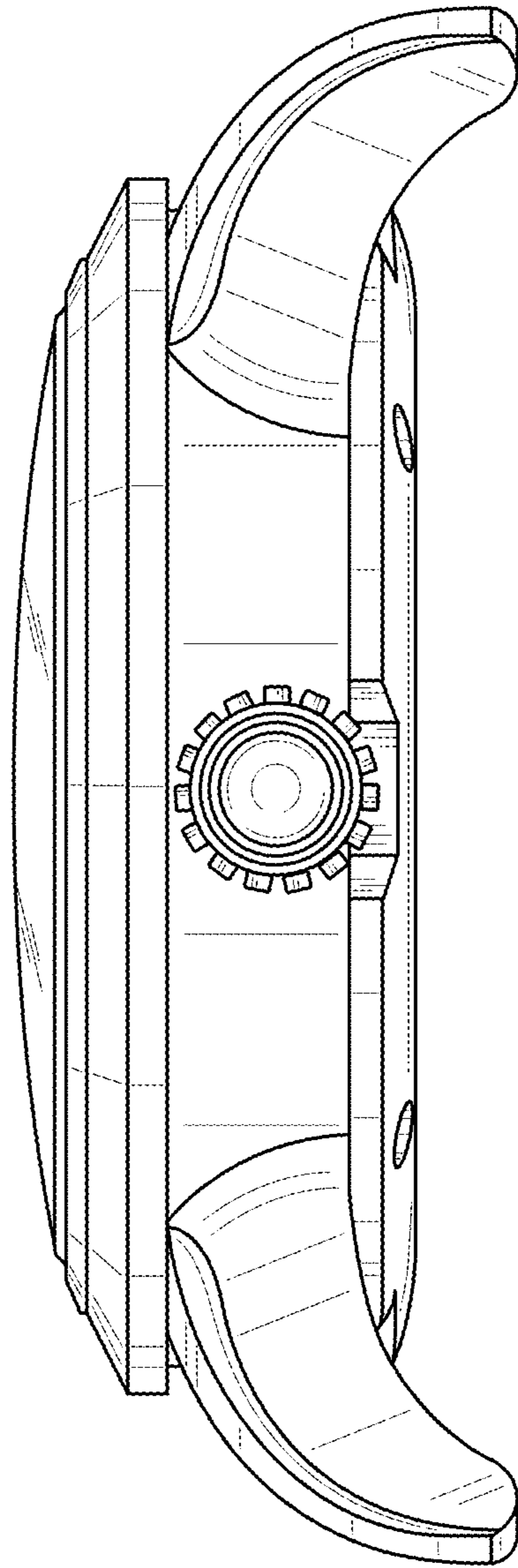


FIG. 5

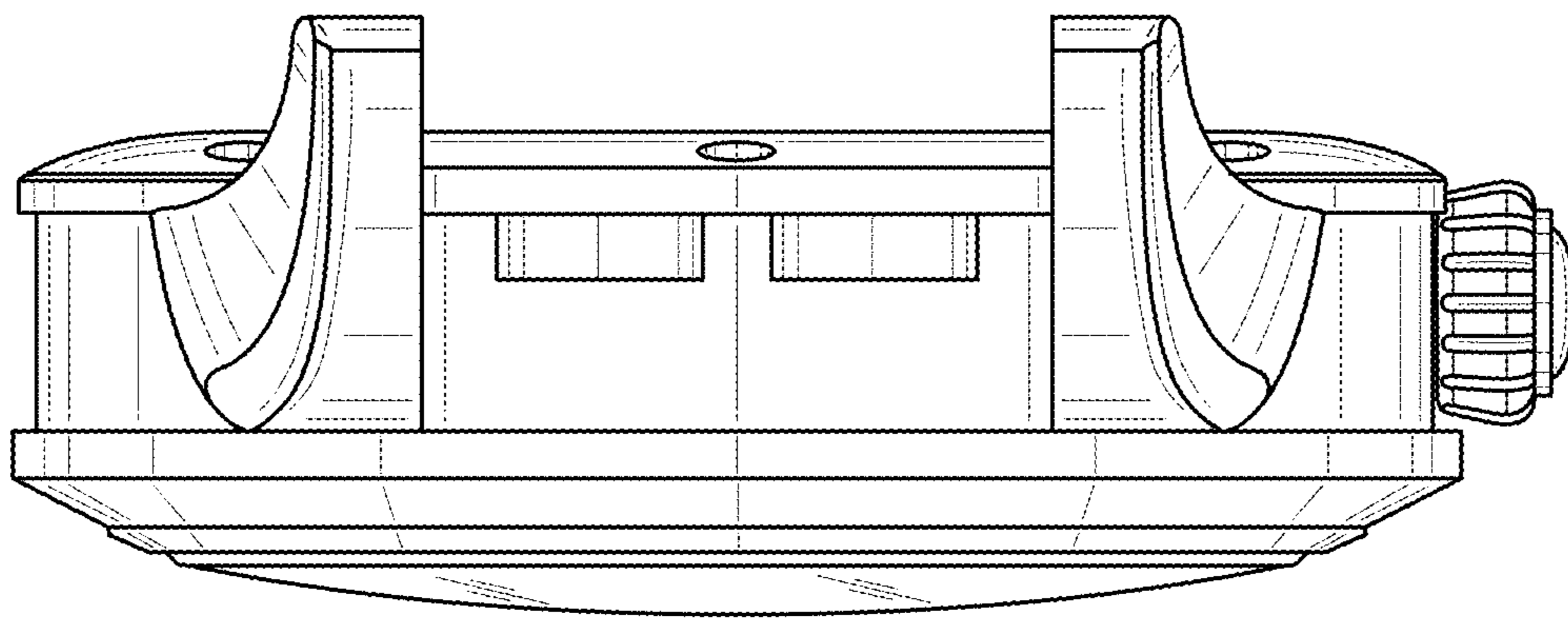


FIG. 6

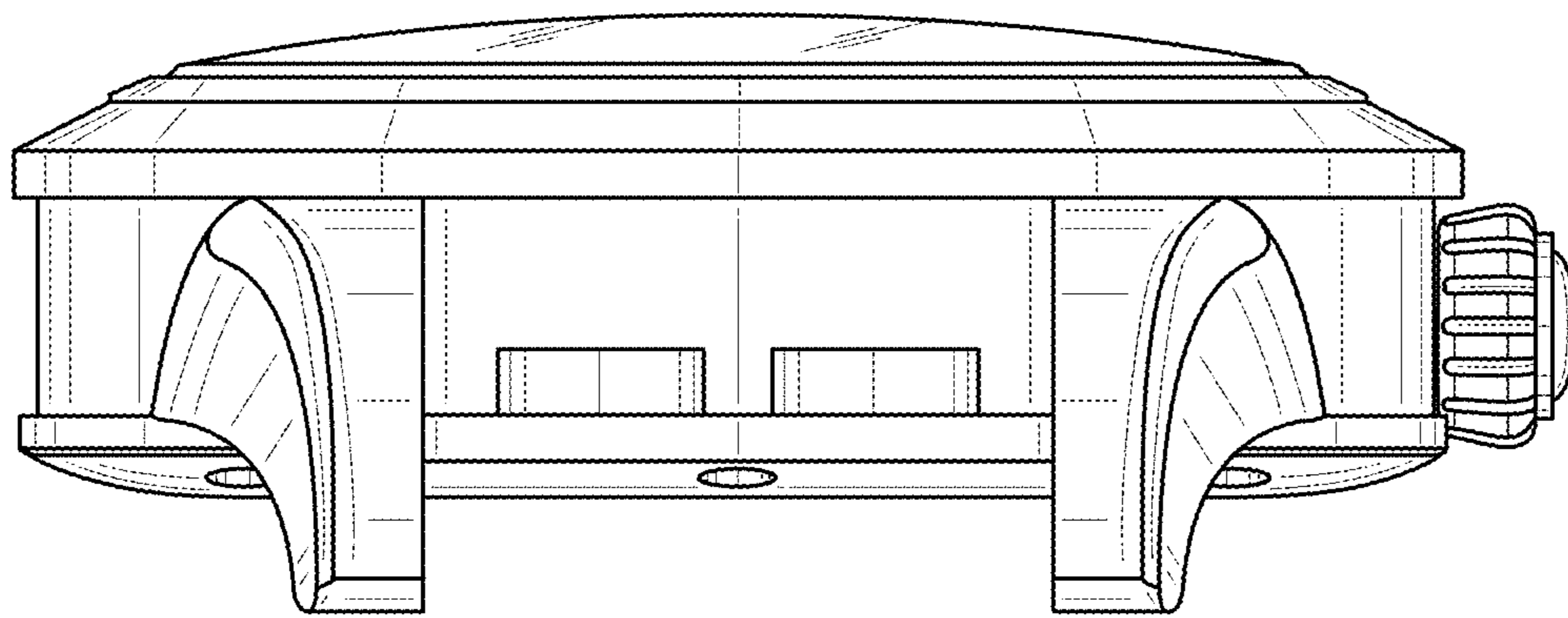


FIG. 7