



US00D808818S

(12) **United States Design Patent**
Chiang

(10) **Patent No.:** **US D808,818 S**

(45) **Date of Patent:** **** Jan. 30, 2018**

(54) **PACKAGE**

(71) Applicant: **OPPO Medical Inc.**, San Francisco, CA (US)

(72) Inventor: **Yueh Hua Chiang**, San Francisco, CA (US)

(73) Assignee: **OPPO MEDICAL INC.**, San Francisco, CA (US)

(**) Term: **15 Years**

(21) Appl. No.: **29/574,493**

(22) Filed: **Aug. 16, 2016**

(30) **Foreign Application Priority Data**

Mar. 7, 2016 (TW) 105301134

(51) **LOC (11) Cl.** **09-01**

(52) **U.S. Cl.**
USPC **D9/624; D9/415**

(58) **Field of Classification Search**
USPC D9/414-418, 419, 420, 423, 426,
D9/432-433, 600-601, 621, 624-628, 713
CPC B65D 77/00; B65D 5/00; B65D 67/00;
B65D 85/00
See application file for complete search history.

(56) **References Cited**

U.S. PATENT DOCUMENTS

D420,579 S * 2/2000 Nash D9/624
D501,135 S * 1/2005 Kawabata D9/432
D536,988 S * 2/2007 Kusumi D9/432
D552,480 S * 10/2007 Kusumi D9/432
D589,359 S * 3/2009 Kusumi D9/432
D626,853 S * 11/2010 Chiang D9/415
D626,854 S * 11/2010 Chiang D9/415
D649,041 S * 11/2011 Dowden D9/434

D651,512 S * 1/2012 Eaton D9/435
D651,916 S * 1/2012 Mochizuki D9/624
D652,317 S * 1/2012 Mochizuki D9/624
D655,190 S * 3/2012 Boyer D9/433
D655,191 S * 3/2012 Mochizuki D9/624
D655,192 S * 3/2012 Mochizuki D9/624
D658,069 S * 4/2012 Boyer D9/433
D664,040 S * 7/2012 Fan D9/432
D711,217 S * 8/2014 Jacobs D9/414
D716,647 S * 11/2014 Mizuno D9/415
D733,573 S * 7/2015 Lee D9/432
D734,142 S * 7/2015 Lee D9/414
D740,651 S * 10/2015 Uribe D9/414
D744,333 S * 12/2015 Hood D9/434
D764,913 S * 8/2016 Hood D9/434

(Continued)

Primary Examiner — Caron D Veynar

Assistant Examiner — Mehri Bajoul

(74) *Attorney, Agent, or Firm* — Muncy, Geissler, Olds & Lowe, P.C.

(57) **CLAIM**

The ornamental design for the package, as shown and described.

DESCRIPTION

The patent or application file contains at least one drawing executed in color. Copies of this patent or patent application publication with color drawing(s) will be provided by the office upon request and payment of the necessary fee.

FIG. 1 is a perspective view of the package showing the new design;

FIG. 2 is a front view of the new design;

FIG. 3 is a rear view of the new design;


FIG. 4 is a left view of the new design;

FIG. 5 is a right view of the new design;

FIG. 6 is a top view of the new design; and,

FIG. 7 is a bottom view of the new design.

1 Claim, 6 Drawing Sheets
(6 of 6 Drawing Sheet(s) Filed in Color)



(56)

References Cited

U.S. PATENT DOCUMENTS

D781,701 S * 3/2017 Brody D9/432
D783,397 S * 4/2017 Riffe D9/434

* cited by examiner



Fig.1




Fig.2

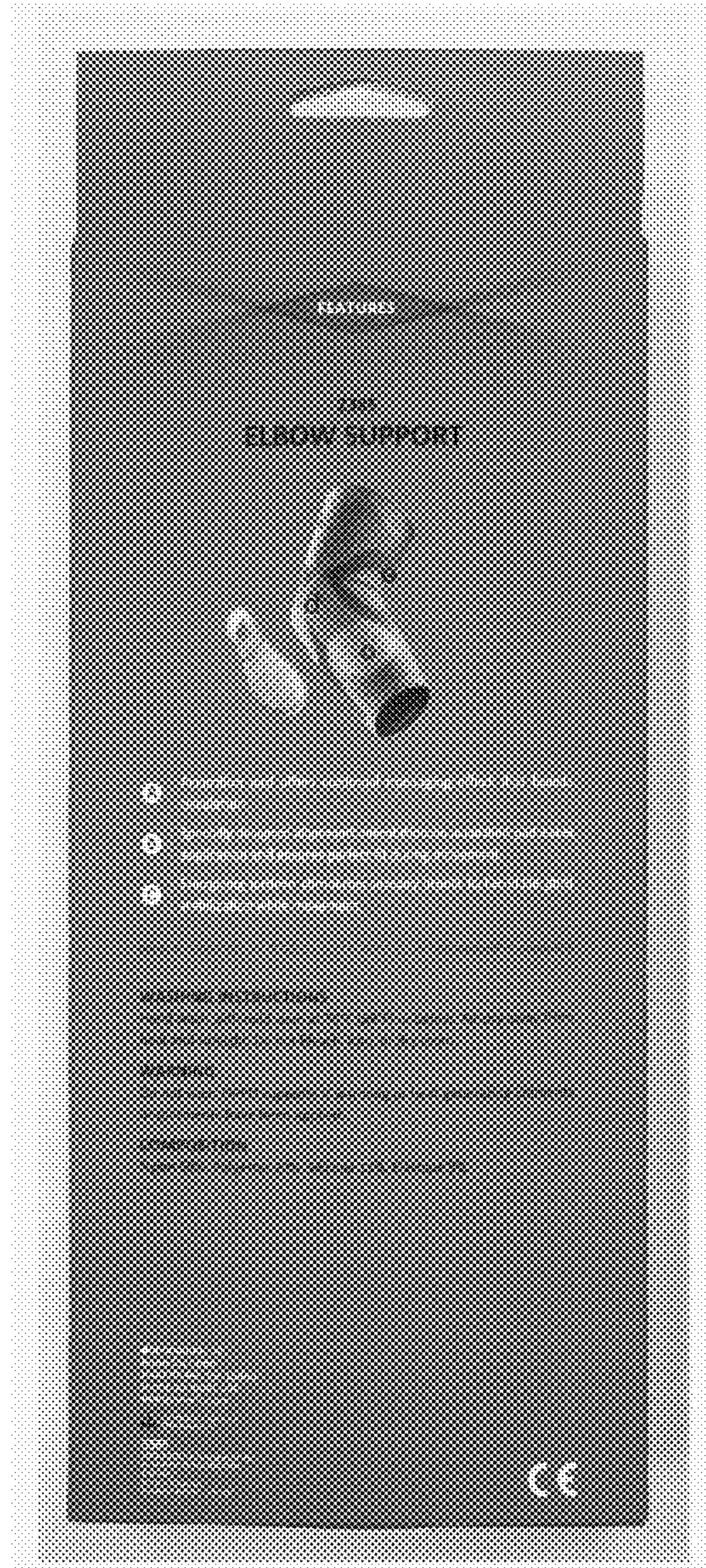


Fig.3




Fig.4




Fig.5



Fig.6



Fig.7