



US00D808808S

(12) **United States Design Patent**
Fux et al.

(10) **Patent No.:** **US D808,808 S**
(45) **Date of Patent:** **** Jan. 30, 2018**

(54) **BEVERAGE BOTTLE**

(71) Applicant: **Positive Beverage, LLC**, Santa Ana, CA (US)
(72) Inventors: **Michael Fux**, Fort Lauderdale, FL (US); **Vincent Scattolino**, Irvine, CA (US); **Zachary A. Muchnick**, Irvine, CA (US)

(73) Assignee: **Positive Beverage, LLC**, Anaheim, CA (US)

(**) Term: **15 Years**

(21) Appl. No.: **29/546,771**

(22) Filed: **Nov. 25, 2015**

(51) **LOC (11) Cl.** **09-01**

(52) **U.S. Cl.**
USPC **D9/500**

(58) **Field of Classification Search**
USPC D9/500, 502-503, 516, 530, 537-540, D9/549, 558, 715, 719

CPC B65D 1/00; B65D 1/02; B65D 1/0223; B65D 23/00; B65D 81/00; B65D 2501/00; B65D 2501/0009

See application file for complete search history.

(56) **References Cited**

U.S. PATENT DOCUMENTS

D222,529 S *	11/1971	Terner	D9/500
D391,853 S *	3/1998	Green	D9/500
D412,281 S *	7/1999	Lindsay	D9/500
D427,908 S *	7/2000	Bae	D9/500
D430,803 S *	9/2000	Reis	D9/500
D543,846 S *	6/2007	Kitamura	D9/500
D575,154 S *	8/2008	Andrews	D9/500

D630,513 S *	1/2011	Zoppas	D9/500
D640,559 S *	6/2011	Llerena	D9/500
D655,167 S *	3/2012	Weber-Trinkfass	D9/454
D664,809 S *	8/2012	Eyal	D7/510
D664,852 S *	8/2012	Weber-Trinkfass	D9/452
D723,371 S *	3/2015	Laib	D9/500
D736,630 S *	8/2015	Fleischhacker	D9/500
9,580,206 B2 *	2/2017	Huels	B65D 1/0276

FOREIGN PATENT DOCUMENTS

EM	001689282-0001	*	4/2010
WO	DM/060206	*	4/2002

* cited by examiner

Primary Examiner — Dana L Meyrow

(74) *Attorney, Agent, or Firm* — Doherty IP Law Group LLC

(57) **CLAIM**

The ornamental design for a beverage bottle, as shown and described.

DESCRIPTION

FIG. 1 is a perspective view of a beverage bottle, showing our new design;

FIG. 2 is a front elevation view of the beverage bottle shown in FIG. 1;

FIG. 3 is a rear elevation view of the beverage bottle shown in FIG. 1;

FIG. 4 is a left side view of the beverage bottle shown in FIG. 1;

FIG. 5 is a right side view of the beverage bottle shown in FIG. 1; and,

FIG. 6 is a top plan view of the beverage bottle shown in FIG. 1.

1 Claim, 4 Drawing Sheets

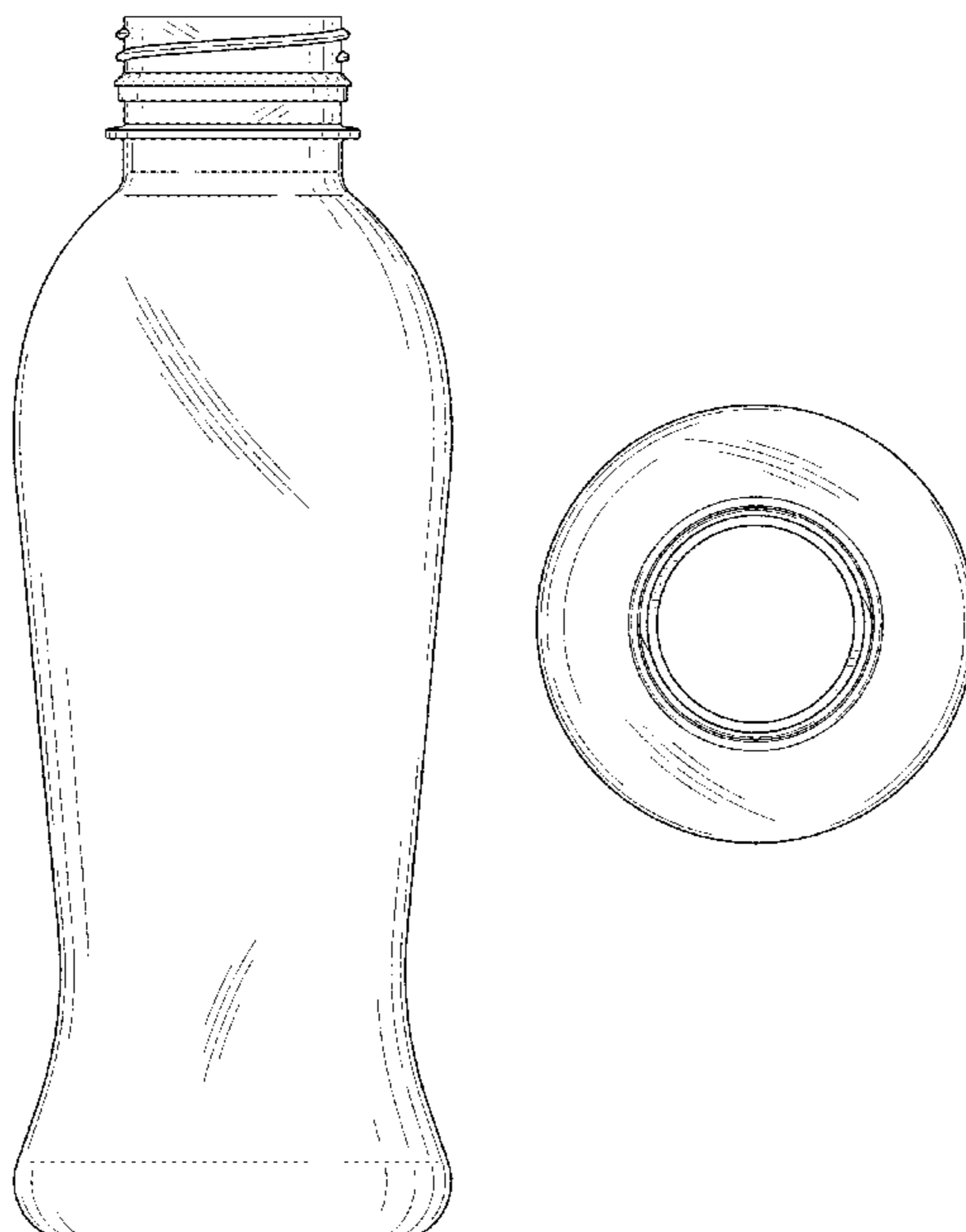




FIG. 1

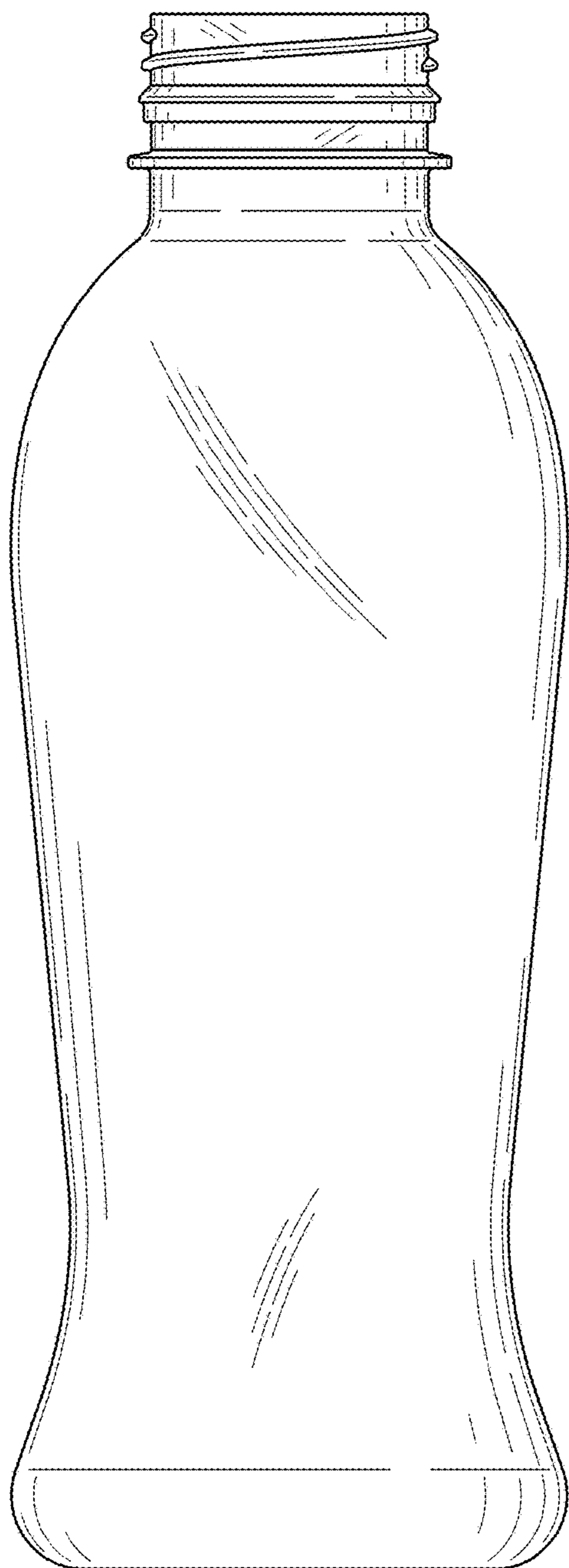


FIG. 2

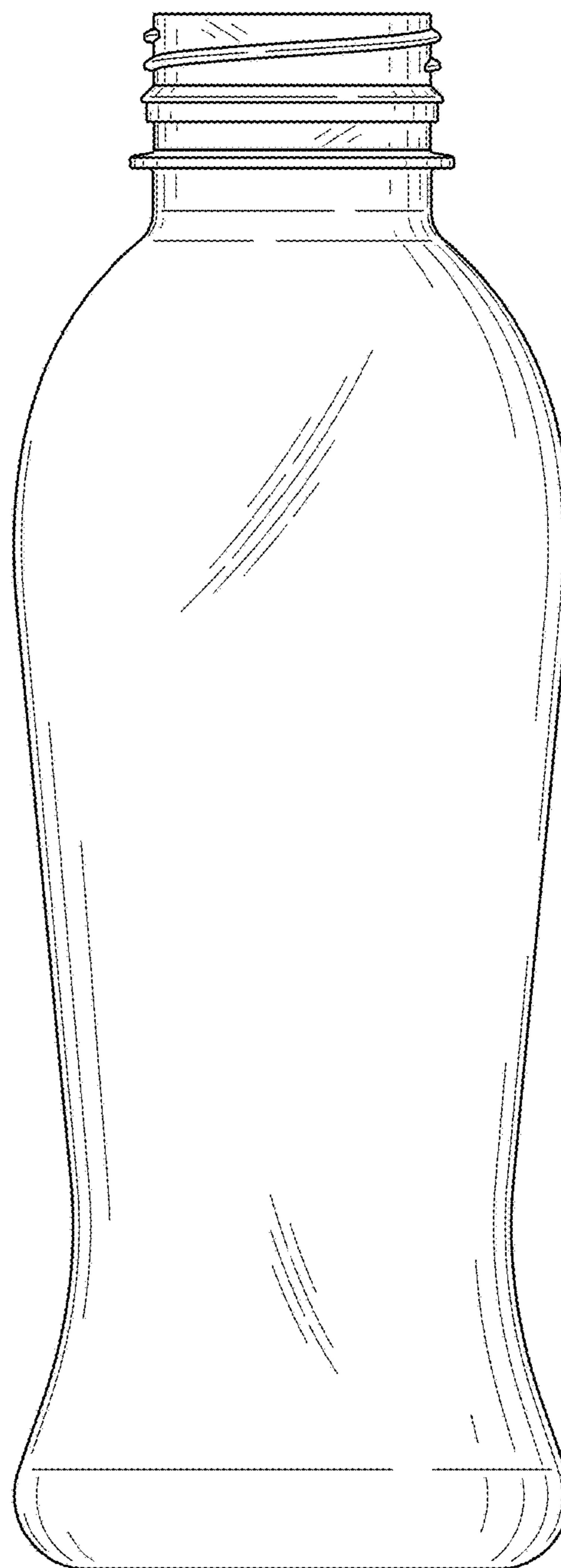


FIG. 3

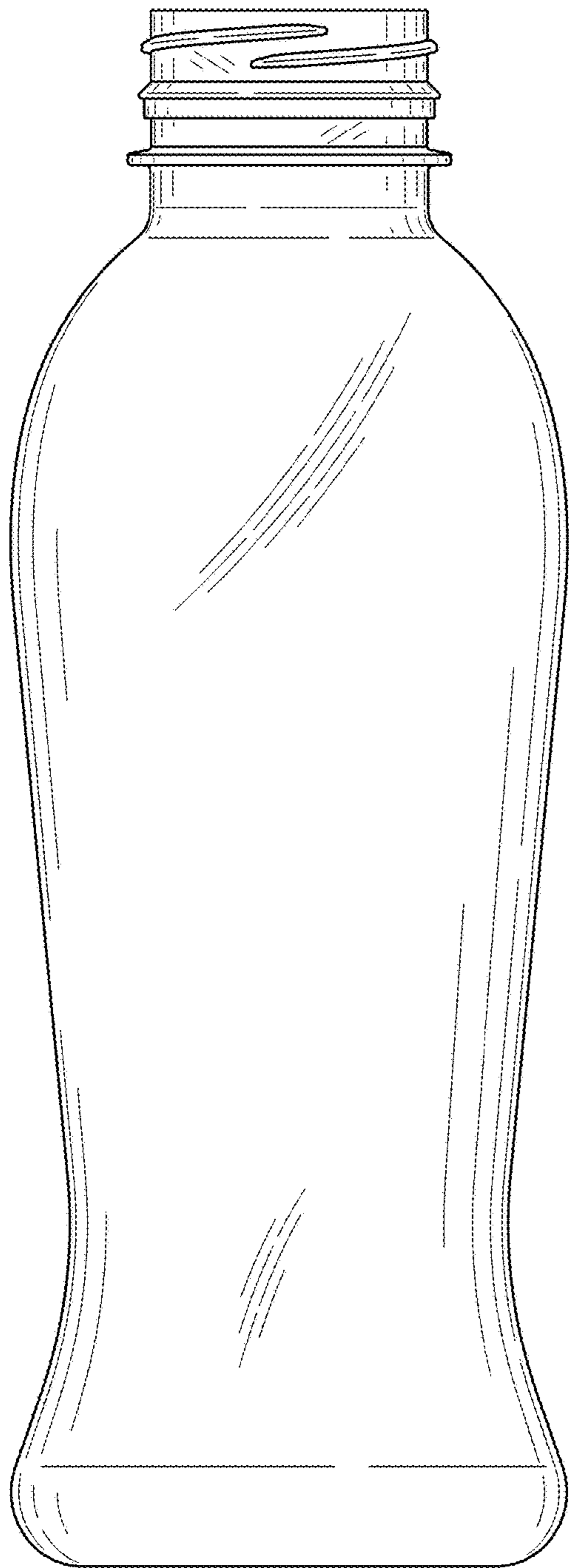


FIG. 4

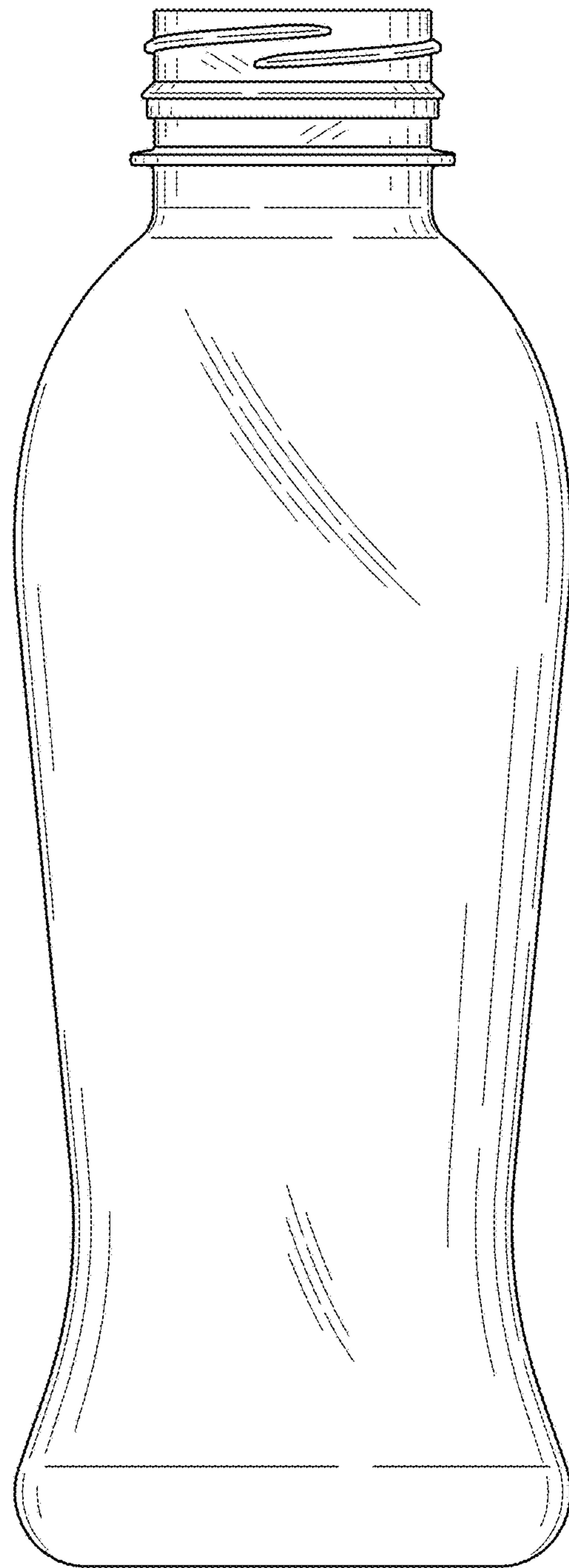


FIG. 5

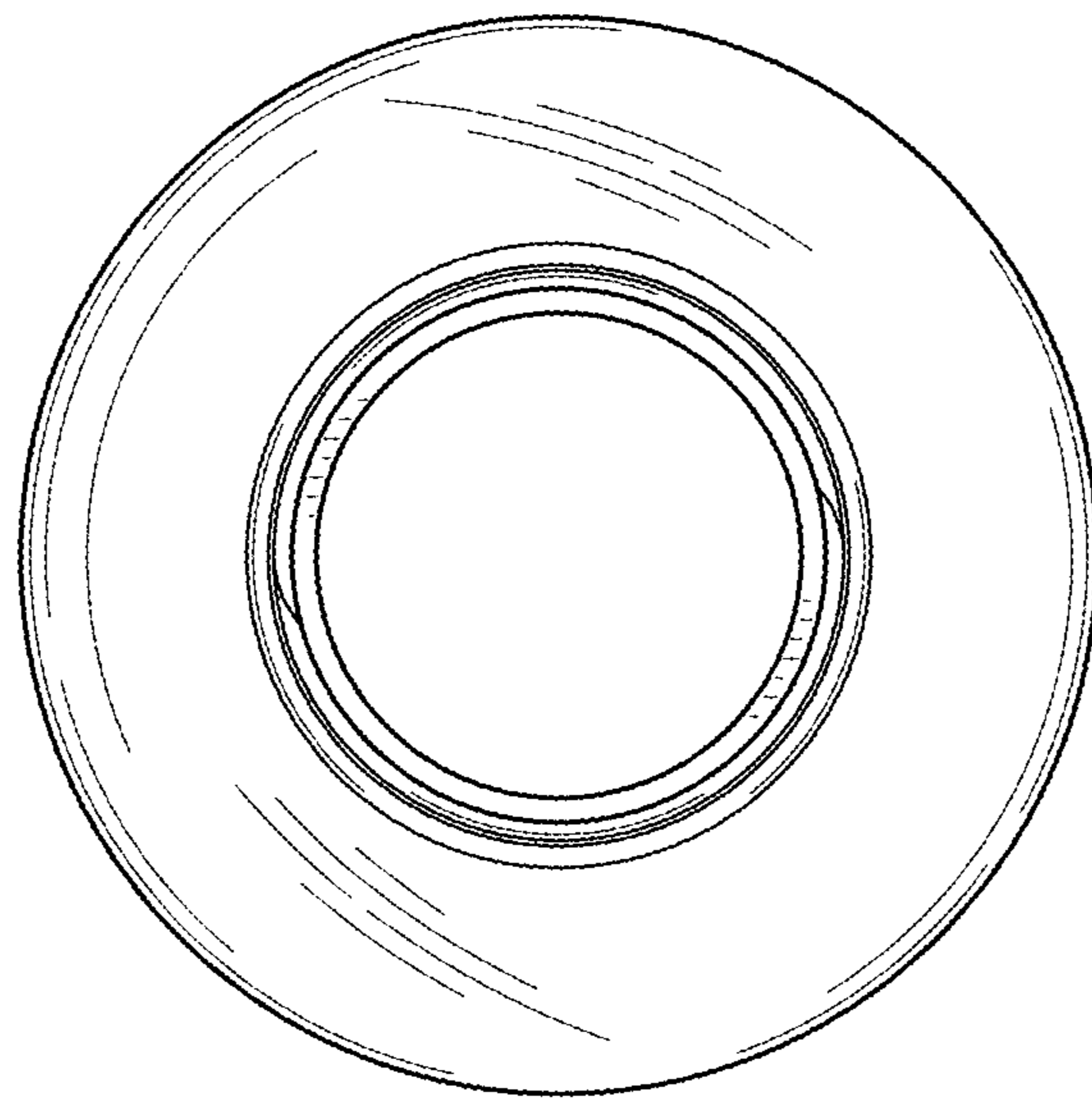


FIG. 6