



US00D808781S

(12) **United States Design Patent** (10) **Patent No.:** **US D808,781 S**
Dombkova (45) **Date of Patent:** **** Jan. 30, 2018**

(54) **PIANO CASTER CUP**

(71) Applicant: **SMARTPIX S.R.O.**, Pardubice (CZ)

(72) Inventor: **Ivana Dombkova**, Opava (CZ)

(73) Assignee: **SMARTPIX S.R.O.**, Pardubice (CZ)

(**) Term: **15 Years**

(21) Appl. No.: **29/584,346**

(22) Filed: **Nov. 14, 2016**

D169,409 S	4/1953	Auer	
D171,580 S	3/1954	Chapman et al.	
D180,145 S	4/1957	Guillaumant	
5,210,903 A *	5/1993	Horning	B60B 33/00 16/18 R
D338,360 S	8/1993	Petersen	
D340,638 S	10/1993	Campbell	
D426,140 S	6/2000	Ming-Hsiao	
D487,695 S	3/2004	Sittig	
D488,711 S	4/2004	Heisey	
D492,190 S	6/2004	Howe	
D493,096 S	7/2004	Sittig	
D728,353 S	5/2015	Sharratt	
D774,384 S *	12/2016	Dombkova	D8/375
9,586,562 B1 *	3/2017	Noonan	B60T 3/00
2004/0250349 A1 *	12/2004	Rene	A47C 17/163 5/618
2005/0189463 A1 *	9/2005	Fenyves	B66F 7/243 248/346.5
2013/0292535 A1 *	11/2013	Barja	A47B 91/12 248/346.11

Related U.S. Application Data

(62) Division of application No. 35/500,166, filed on Sep. 8, 2015 (U.S. filing date under 35 U.S.C. 384), and having an international filing date of Sep. 8, 2015, now Pat. No. Des. 774,384.

(51) **LOC (11) Cl.** **08-05**

(52) **U.S. Cl.**
USPC **D8/374; D17/9**

(58) **Field of Classification Search**
USPC D8/15, 16, 19, 20, 72-74, 349, 374, 375, D8/376, 366, 354, 382, 499, 680, 681, D8/310, 307, 321, 399, 398; D17/20, 99, D17/9; D6/613, 615, 616, 708.16, 710, D6/553; D7/388, 701; D21/302, 386, D21/443; D23/259; D14/238; D25/133
CPC A47C 7/006; A47C 7/62; A47B 91/12; B60T 3/00; A47F 1/065; G10C 3/16
See application file for complete search history.

(56) **References Cited**

U.S. PATENT DOCUMENTS

D44,952 S	12/1913	Buser	
1,480,758 A *	1/1924	Hight	A47B 91/12 16/42 R
2,206,120 A *	7/1940	Peterson	A47B 91/026 16/42 R

* cited by examiner

Primary Examiner — Robert M Spear
Assistant Examiner — Eliza Bennett-Hattan
(74) *Attorney, Agent, or Firm* — Leason Ellis LLP

(57) **CLAIM**

The ornamental design for piano caster cup, as shown and described.

DESCRIPTION

FIG. 1 is a top view of the piano caster cup;
FIG. 2 is a bottom view thereof;
FIG. 3 is a right view thereof;
FIG. 4 is a left view thereof;
FIG. 5 is a front view thereof;
FIG. 6 is a back view thereof; and,
FIG. 7 is a top perspective view thereof.

1 Claim, 7 Drawing Sheets

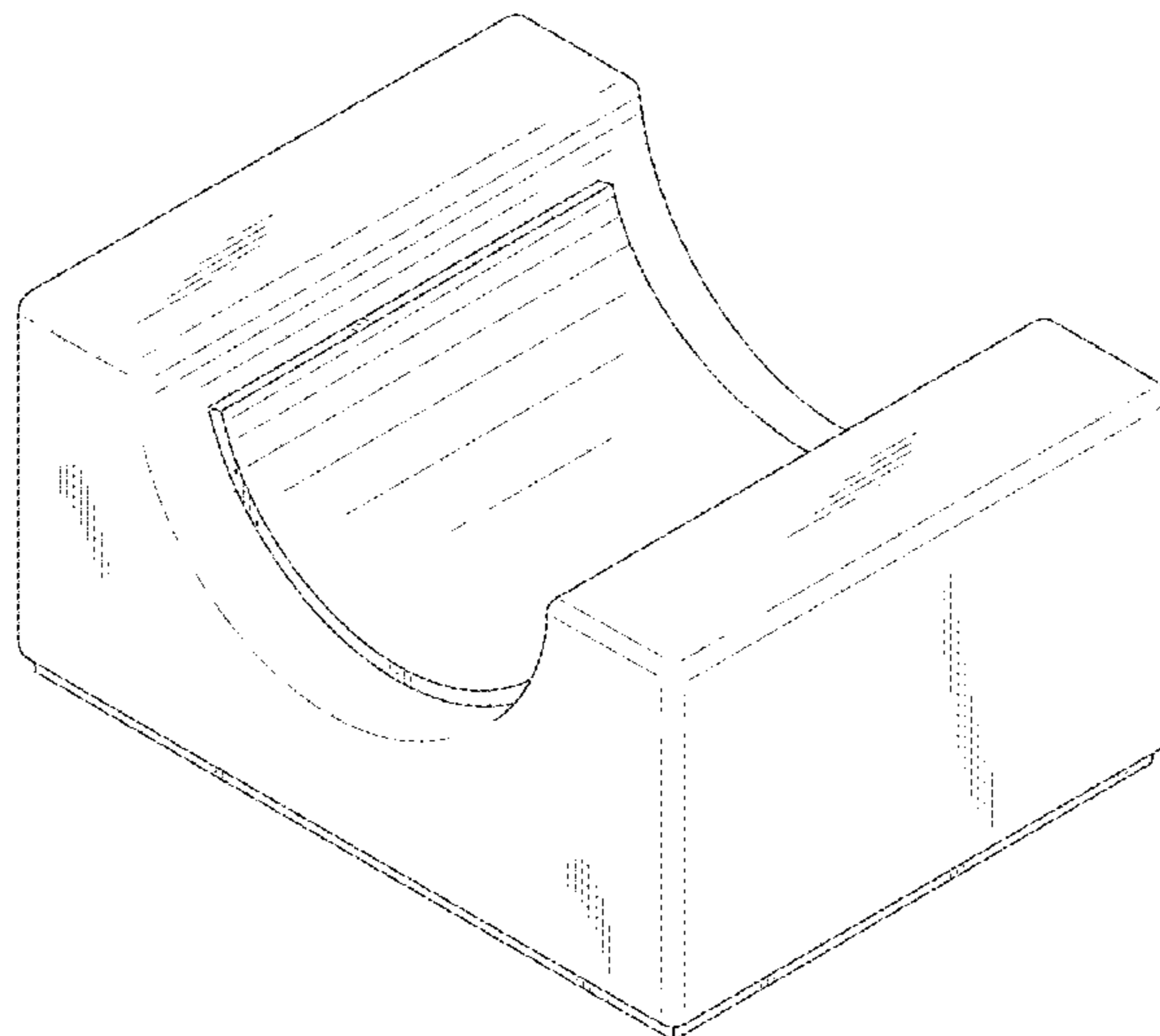


Fig. 1




Fig. 2




Fig. 3

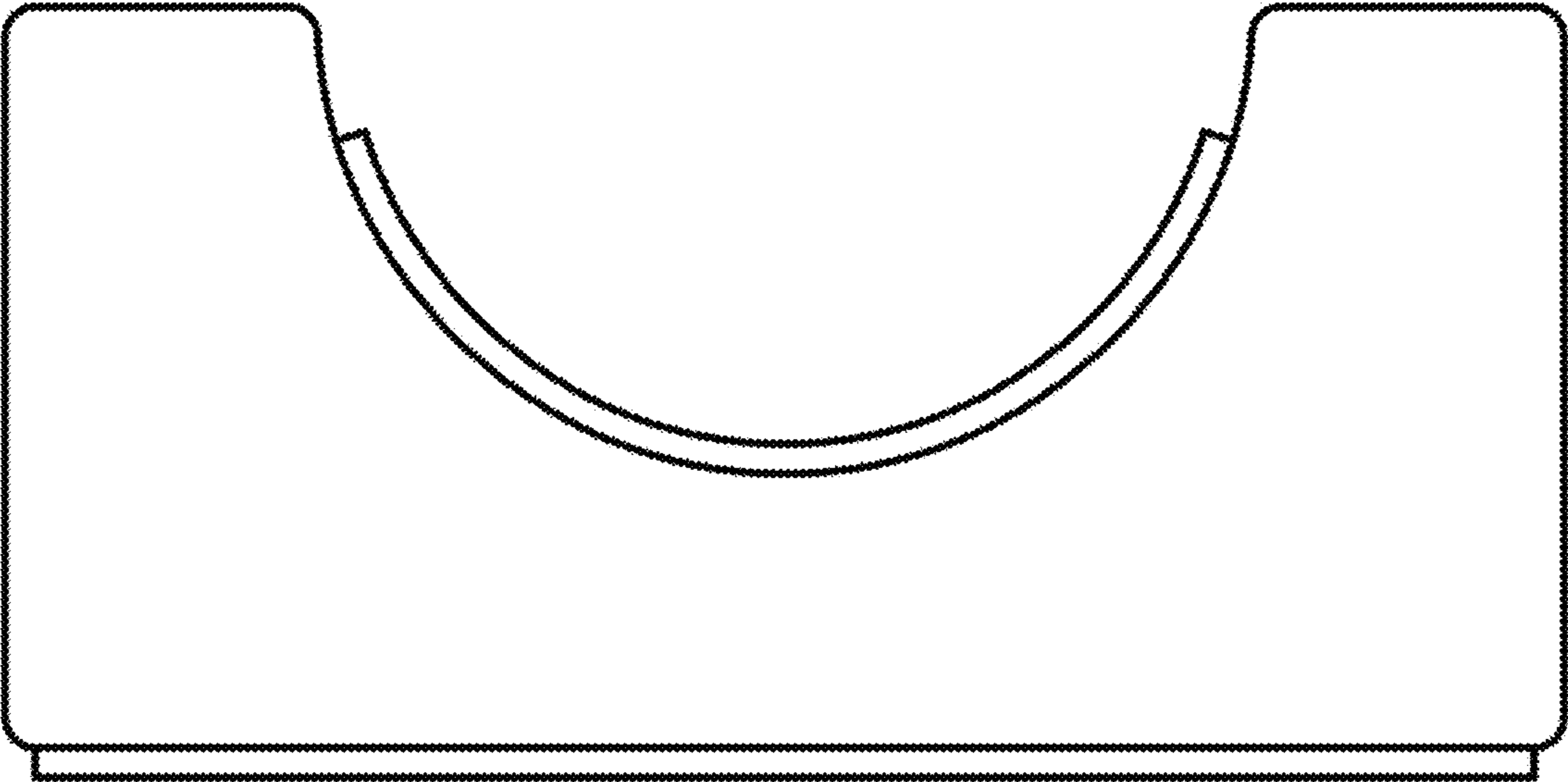


Fig. 4

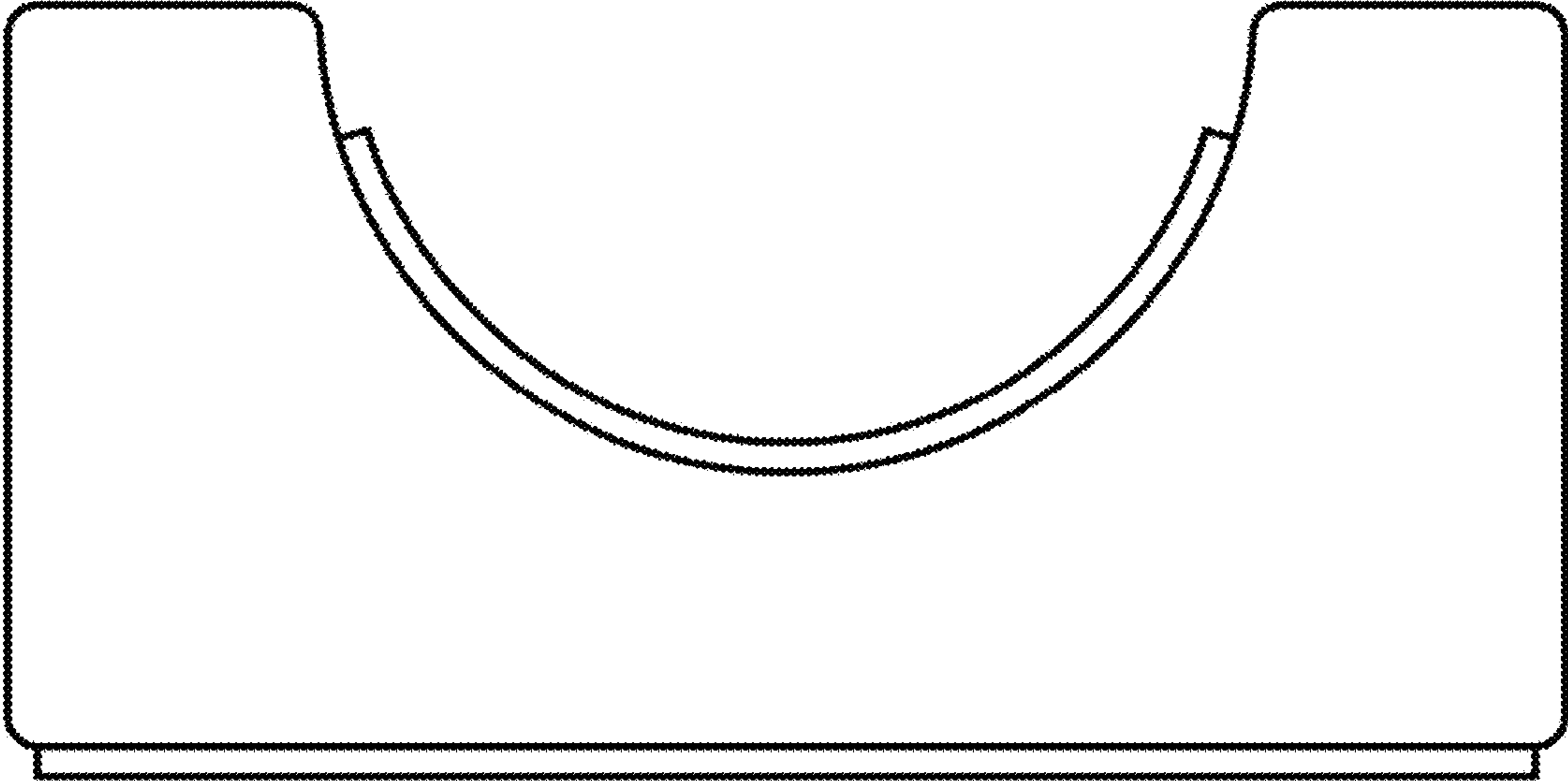


Fig. 5




Fig. 6




Fig. 7

