



US00D808769S

(12) **United States Design Patent**
Yitzhaki

(10) **Patent No.:** **US D808,769 S**
(45) **Date of Patent:** **** Jan. 30, 2018**

(54) **HOOK APPARATUS**

(71) Applicant: **Refael Yitzhaki**, Des Plaines, IL (US)

(72) Inventor: **Refael Yitzhaki**, Des Plaines, IL (US)

(**) Term: **15 Years**

(21) Appl. No.: **29/569,352**

(22) Filed: **Jun. 27, 2016**

(51) **LOC (11) Cl.** **08-08**

(52) **U.S. Cl.**
USPC **D8/349**

(58) **Field of Classification Search**
USPC D6/315-328; D8/349, 354, 356, 368,
D8/370, 373, 389; D34/35
CPC A47G 25/32; A47G 25/28; A47G 25/442;
A47G 25/20; A47G 25/24; A47G
25/1421; A47G 25/1428; A47G 25/06;
A47G 25/52; A47G 25/38; A47G 25/50;
A47G 25/183; A47G 25/70; A47G 25/44;
A47F 7/19; A47F 5/01; A47F 5/13; F16B
2/00

See application file for complete search history.

(56) **References Cited**

U.S. PATENT DOCUMENTS

D496,256 S * 9/2004 Hong D8/367
D502,089 S * 2/2005 Hung D8/367
D535,111 S * 1/2007 Giampavolo D6/328
D556,550 S * 12/2007 Hung D8/367

D577,283 S * 9/2008 Nishida D8/367
D583,654 S * 12/2008 Uehara D8/367
D626,908 S * 11/2010 Marcaccio D12/345
D694,613 S * 12/2013 Miles D8/367
D743,778 S * 11/2015 Huang D8/367
D745,377 S * 12/2015 Ressler D8/367
D757,455 S * 5/2016 Belcher D6/328
D765,497 S * 9/2016 Petzl D8/356
D778,144 S * 2/2017 Anderson D8/367

* cited by examiner

Primary Examiner — John Windmuller

Assistant Examiner — Benjamin Weeks

(74) *Attorney, Agent, or Firm* — Scherrer Patent &
Trademark Law, P.C.; Stephen T. Scherrer; Monique A.
Morneault

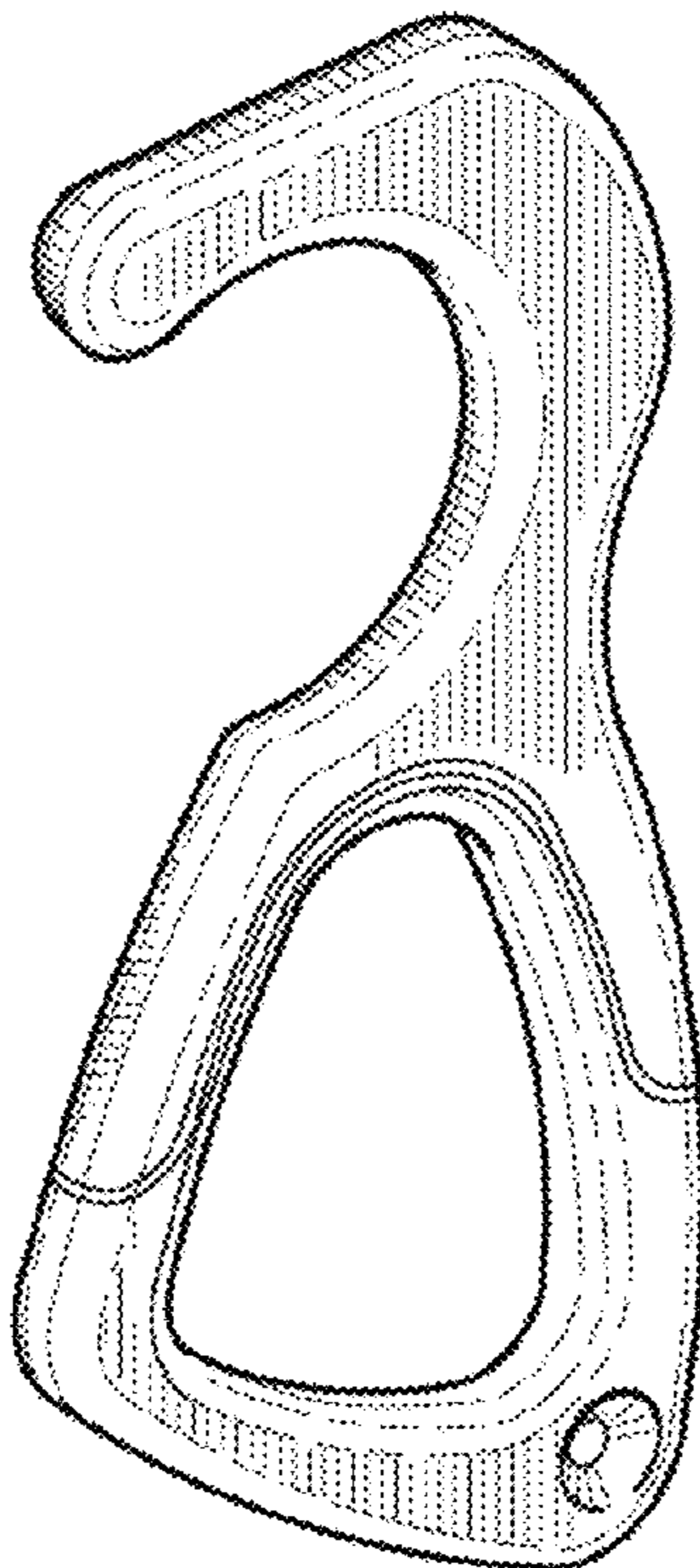
(57) **CLAIM**

The ornamental design for a hook apparatus, as shown and described.

DESCRIPTION

FIG. 1 is a front top perspective view of a hook apparatus further illustrating a front view, a right side view and a top view of the hook apparatus;
FIG. 2 is a left side view of a hook apparatus;
FIG. 3 is a right side view of a hook apparatus;
FIG. 4 is a rear view of a hook apparatus; and,
FIG. 5 is a bottom view of a hook apparatus.

1 Claim, 2 Drawing Sheets



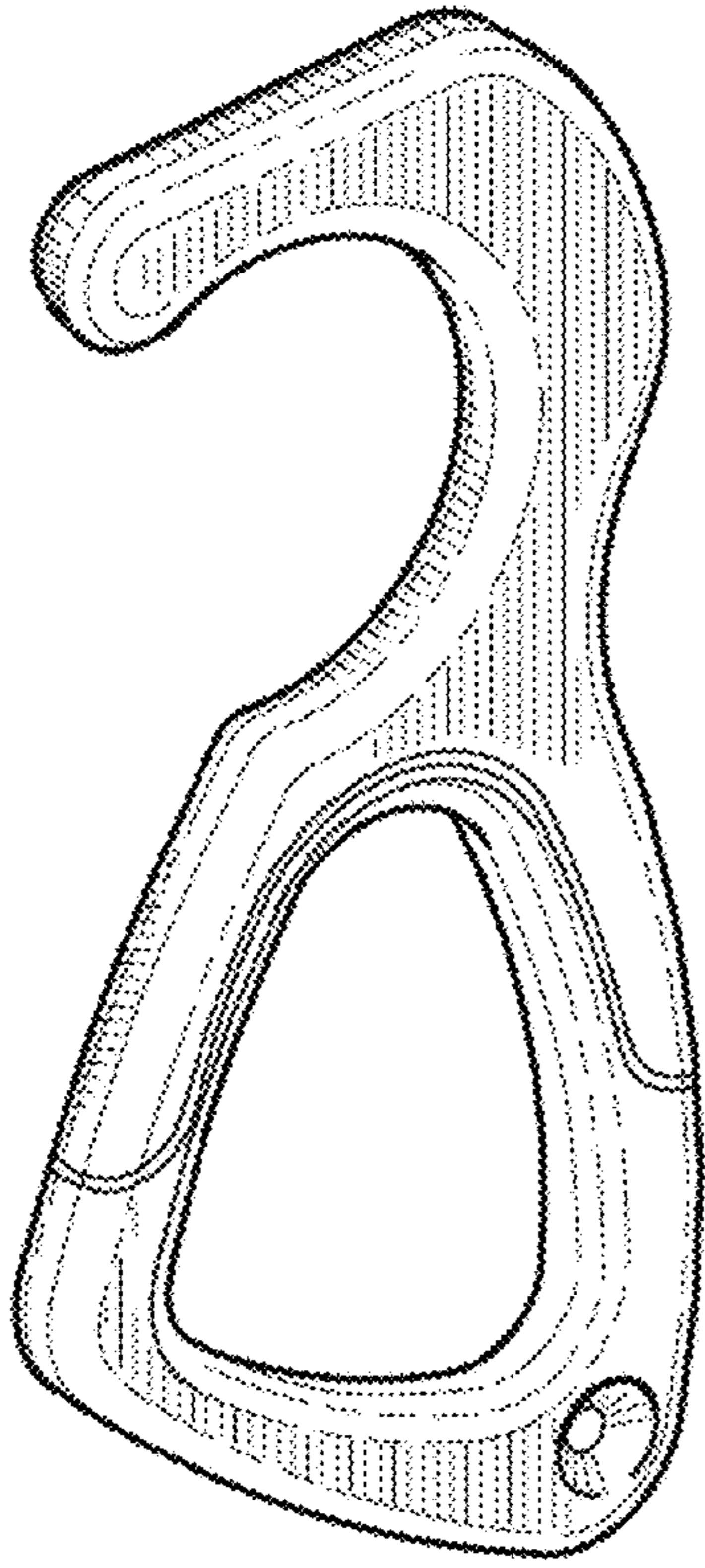


FIG. 1

FIG. 2

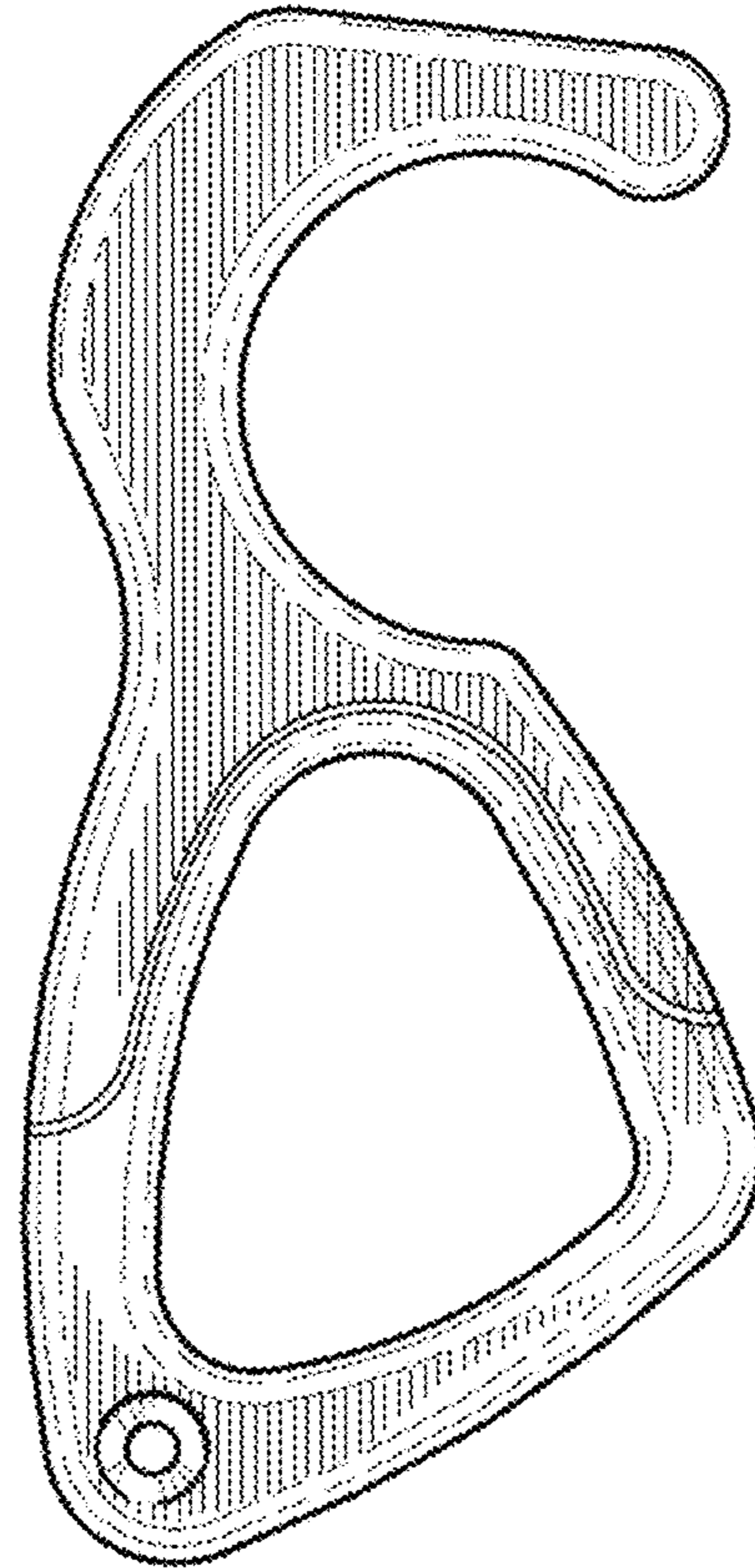


FIG. 3

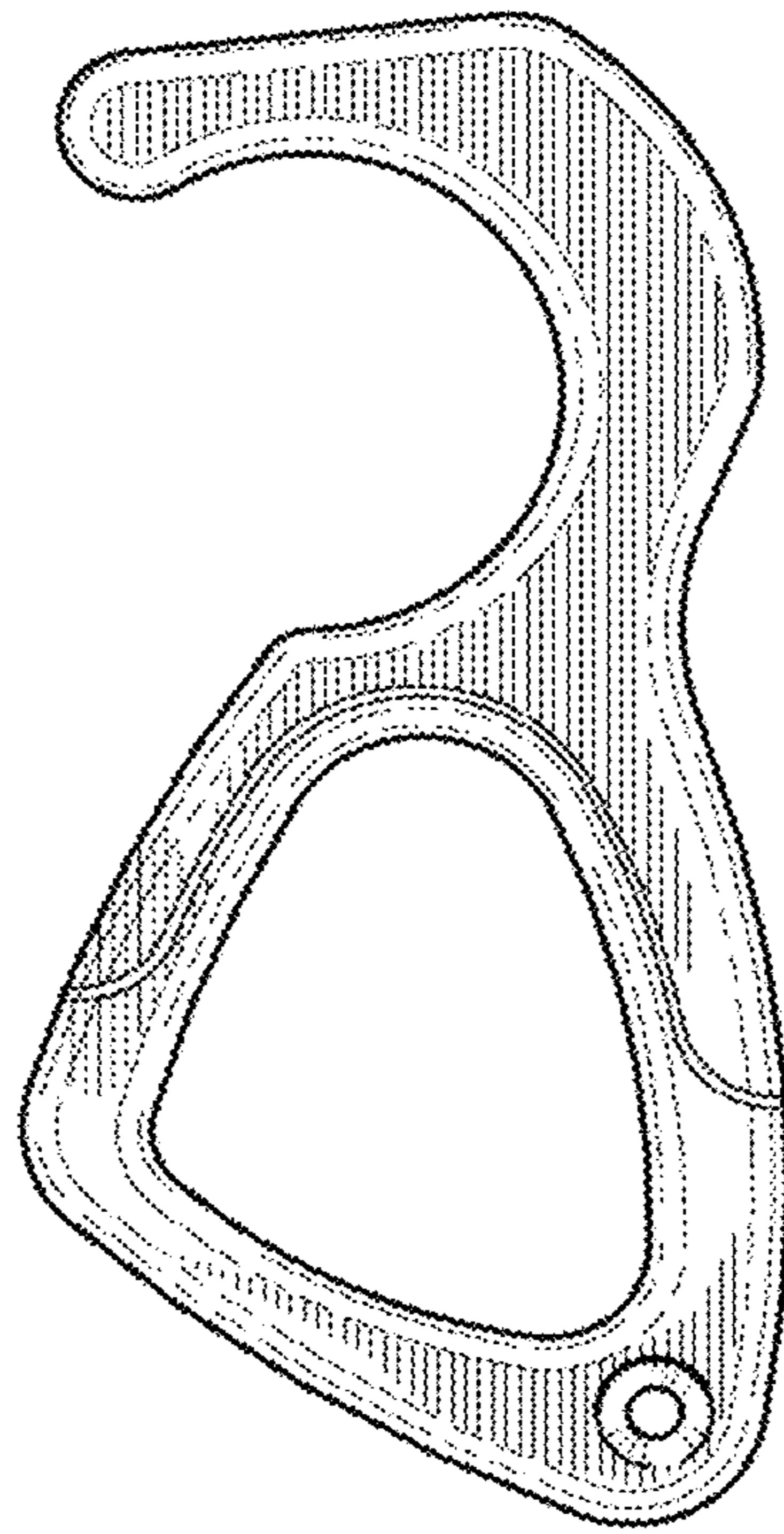


FIG. 4



FIG. 5