



US00D808763S

(12) **United States Design Patent**
Nelson

(10) **Patent No.:** **US D808,763 S**
(45) **Date of Patent:** **** Jan. 30, 2018**

(54) **TOOL GRIP**

(71) Applicant: **Home Depot Product Authority, LLC**,
Atlanta, GA (US)

(72) Inventor: **Michael R. Nelson**, Peachtree City, GA
(US)

(73) Assignee: **Home Depot Product Authority, LLC**,
Atlanta, GA (US)

(**) Term: **15 Years**

(21) Appl. No.: **29/559,116**

(22) Filed: **Mar. 24, 2016**

(51) **LOC (11) Cl.** **08-02**

(52) **U.S. Cl.**

USPC **D8/80**

(58) **Field of Classification Search**

USPC D8/1, 11, 75-81, 107, 303

CPC A01B 1/20; A01B 1/227; A01G 23/099;

B25D 1/00; B25D 1/045; B25D 1/06;

B25G 1/10; B25G 1/01; B25G 1/08;

B25G 3/28; B25G 3/34; B26B 23/00;

B27L 7/06

See application file for complete search history.

(56) **References Cited**

U.S. PATENT DOCUMENTS

3,090,653 A * 5/1963 Stump B25G 3/28
285/915

D209,381 S * 11/1967 Reuterfors D8/76

4,440,205 A * 4/1984 Hillinger B26B 23/00
144/195.7

D319,164 S * 8/1991 Rosenthal D7/395

D324,473 S * 3/1992 Chen D8/80

D325,863 S * 5/1992 Chen D8/75

D362,795 S * 10/1995 Ronnholm D8/76

D381,887 S * 8/1997 Chen D8/300

D391,316 S * 2/1998 Morris D21/756

D399,720 S * 10/1998 Owens D8/98
D427,871 S * 7/2000 Price D8/107
D465,987 S * 11/2002 Lin D8/107
D468,614 S * 1/2003 Kanzawa D8/107
D468,615 S * 1/2003 Kanzawa D8/107

(Continued)

OTHER PUBLICATIONS

Canadian Office Action received in related patent application No. 170688, dated Dec. 30, 2016, 3 pages.

Primary Examiner — Philip S Hyder

Assistant Examiner — Roselynn Cody

(74) *Attorney, Agent, or Firm* — Greenberg Traurig, LLP

(57) **CLAIM**

The ornamental design for a tool grip, as shown and described.

DESCRIPTION

FIG. 1 is a perspective view of a first embodiment of my design;

FIG. 2 is a front view thereof;

FIG. 3 is a rear view thereof;

FIG. 4 is a right view thereof;

FIG. 5 is a left view thereof;

FIG. 6 is a top view thereof;

FIG. 7 is a bottom view thereof;

FIG. 8 is a perspective view of a second embodiment of my design;

FIG. 9 is a front view thereof;

FIG. 10 is a rear view thereof;

FIG. 11 is a right view thereof;

FIG. 12 is a left view thereof;

FIG. 13 is a bottom view thereof;

FIG. 14 is a perspective view of a third embodiment of my design;

FIG. 15 is a front view thereof;

FIG. 16 is a rear view thereof;

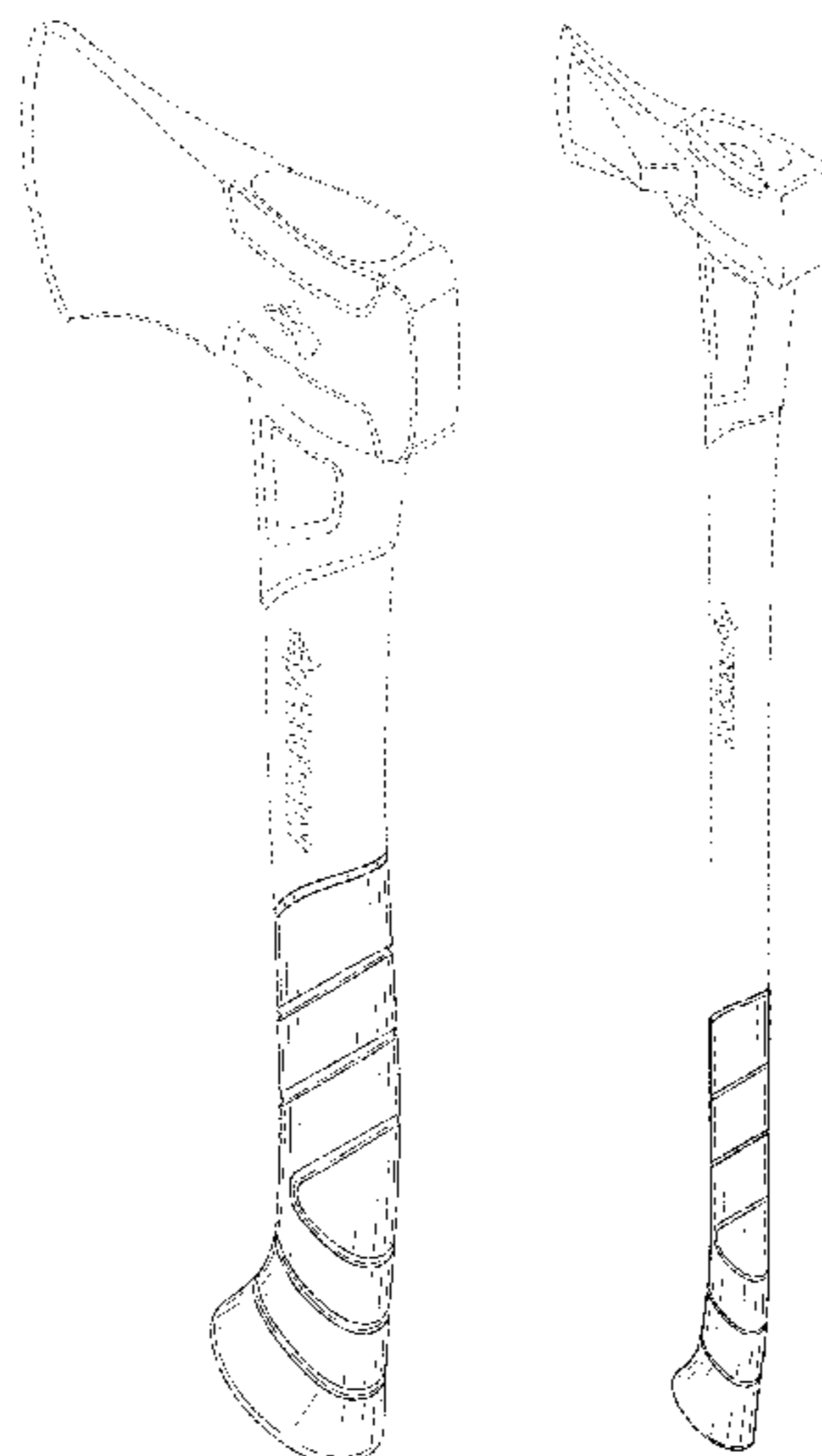
FIG. 17 is a right view thereof;

FIG. 18 is a left view thereof; and,

FIG. 19 is a bottom view thereof.

The dashed lines in the figures represent environmental structure that forms no part of the claimed design.

1 Claim, 10 Drawing Sheets



(56)

References Cited

U.S. PATENT DOCUMENTS

D494,039 S * 8/2004 Tsai D8/107
D499,137 S * 11/2004 Shibata D19/166
D517,889 S * 3/2006 Hsieh D8/107
D519,813 S * 5/2006 Hung D8/76
D531,479 S * 11/2006 Davis D8/80
D532,275 S * 11/2006 Lin D8/107
D534,410 S * 1/2007 Chen D8/107
D556,008 S * 11/2007 Kerr D23/223
D576,852 S * 9/2008 Lin D8/25
D581,766 S * 12/2008 Heneen D8/107
D612,223 S * 3/2010 DePretto D8/303
D619,442 S * 7/2010 Chen D8/80
D633,957 S * 3/2011 Brown D21/567
D651,056 S * 12/2011 Robinson D8/25
D651,063 S * 12/2011 Robinson D8/80
D651,879 S * 1/2012 Robinson D8/25
D651,880 S * 1/2012 Robinson D8/25
D655,594 S * 3/2012 Robinson D8/107
D656,809 S * 4/2012 Mullen D8/107
D657,652 S * 4/2012 Lin D8/303
D661,569 S * 6/2012 Chen D8/107
D674,264 S * 1/2013 Robinson D8/83
D737,651 S * 9/2015 Masalin D8/107
D744,801 S * 12/2015 Bruton D8/76
D758,818 S * 6/2016 Nelson D8/80
D760,054 S * 6/2016 Huttunen D8/76
D760,055 S * 6/2016 Nelson D8/80
D761,075 S * 7/2016 Masalin D8/107
D761,632 S * 7/2016 Masalin D8/107
D769,098 S * 10/2016 Huttunen D8/76
D769,688 S * 10/2016 Nelson D8/80
D783,373 S * 4/2017 Huhtala D8/1
D784,784 S * 4/2017 Huttunen D8/80

* cited by examiner

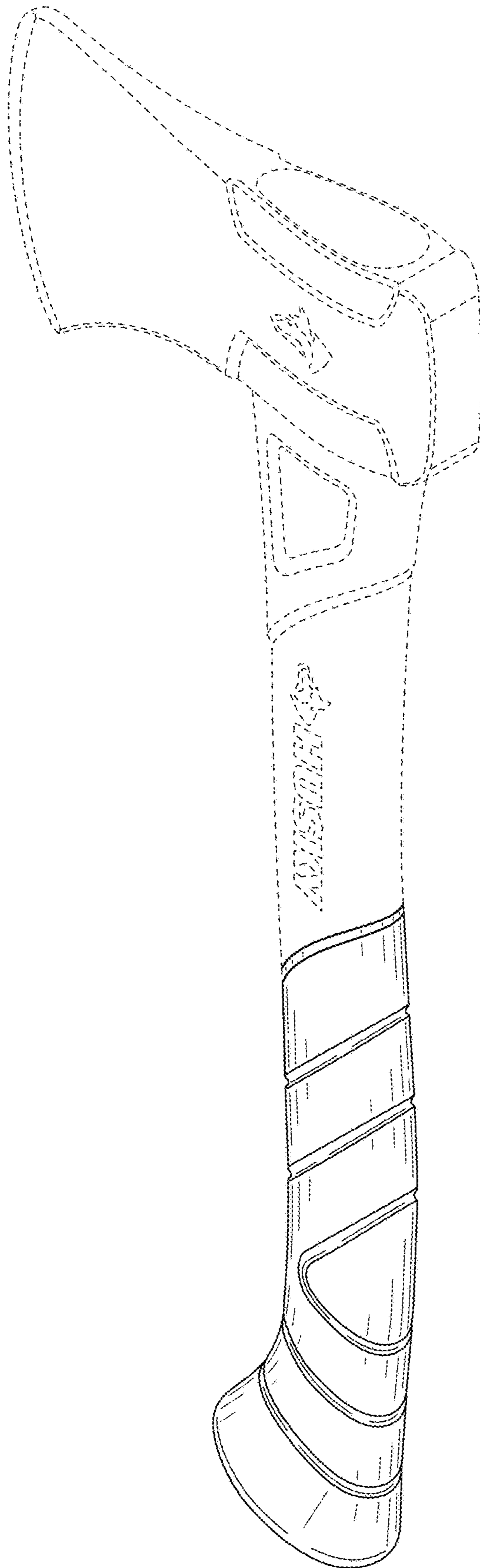


FIG. 1

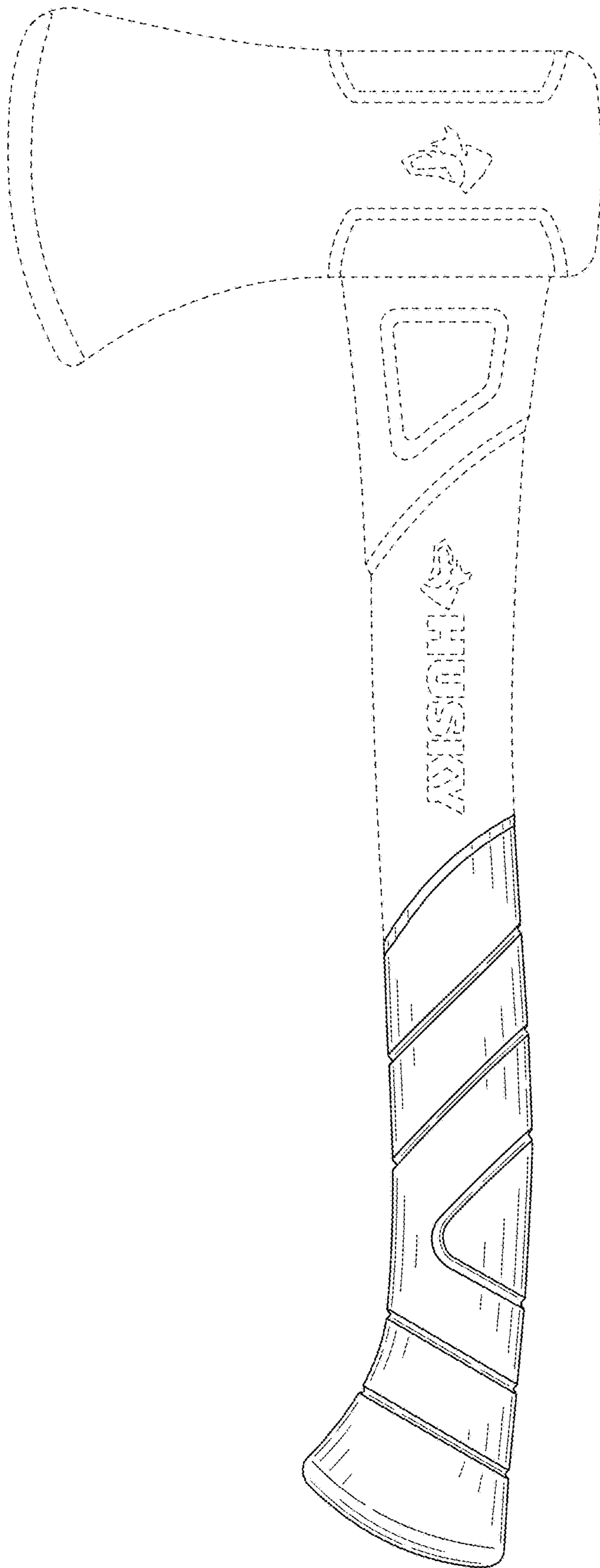


FIG. 2

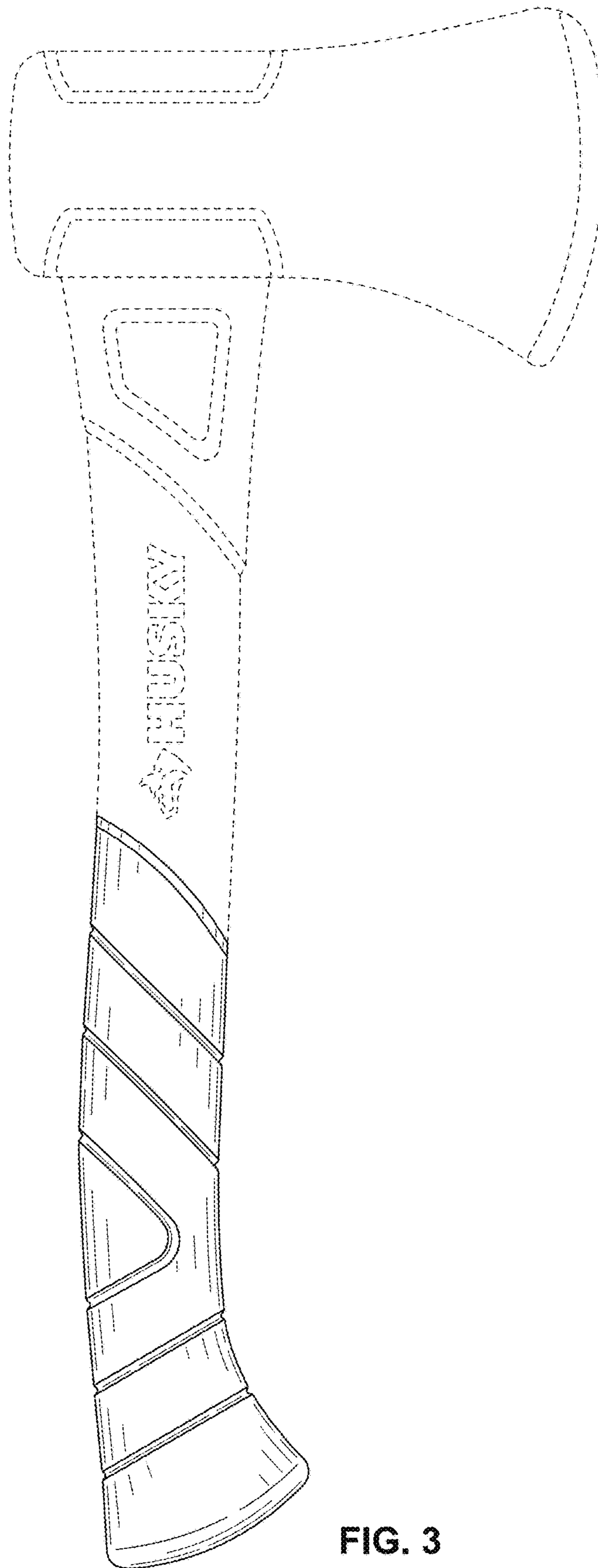


FIG. 3

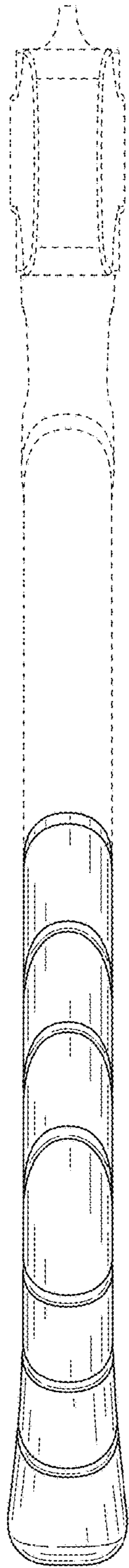


FIG. 4

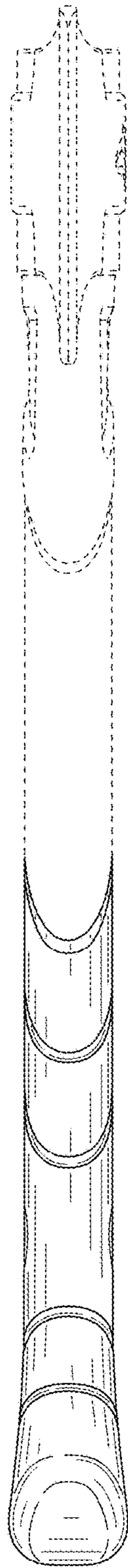


FIG. 5

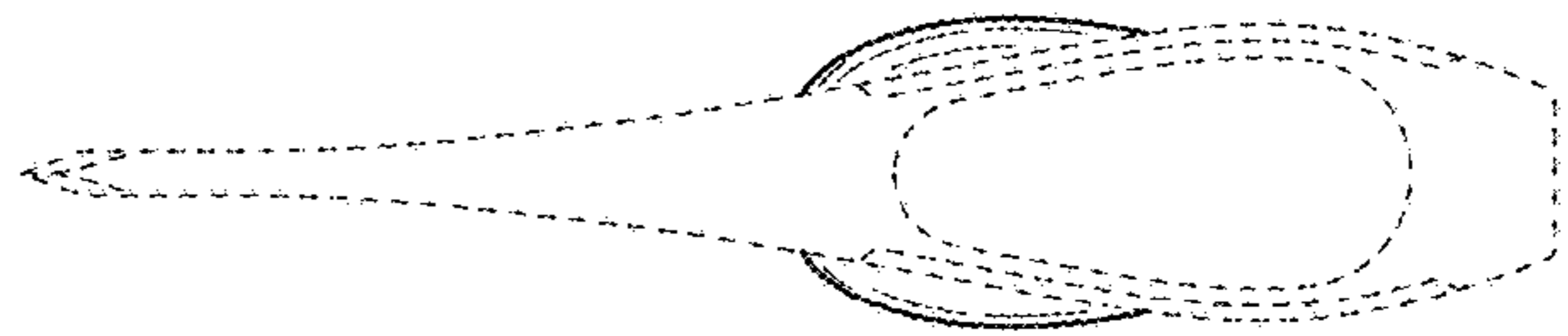


FIG. 6

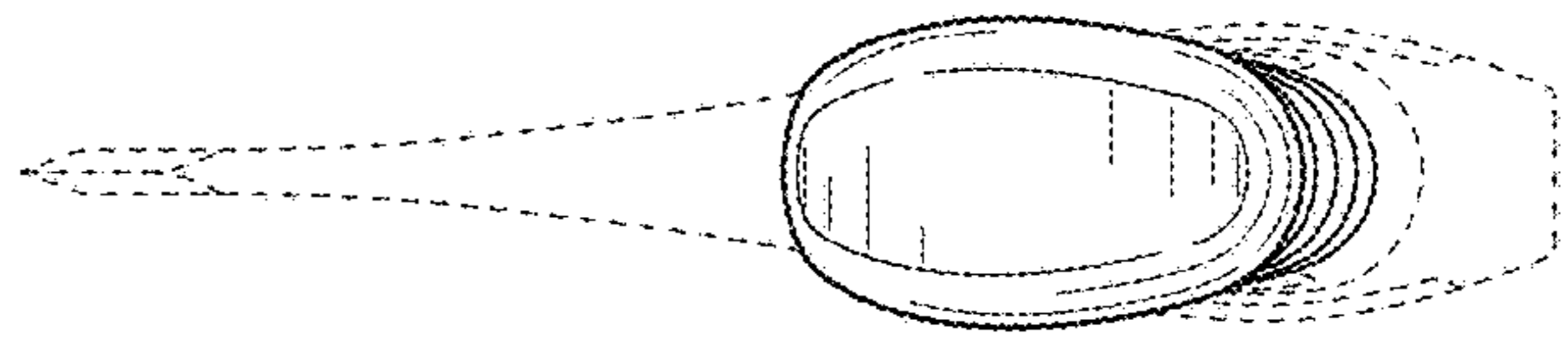


FIG. 7




FIG. 8

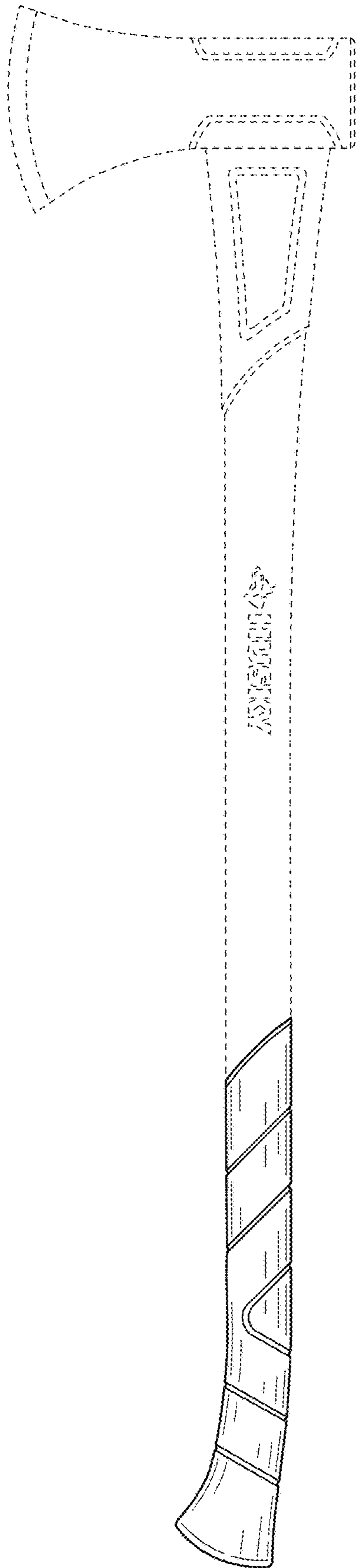


FIG. 9

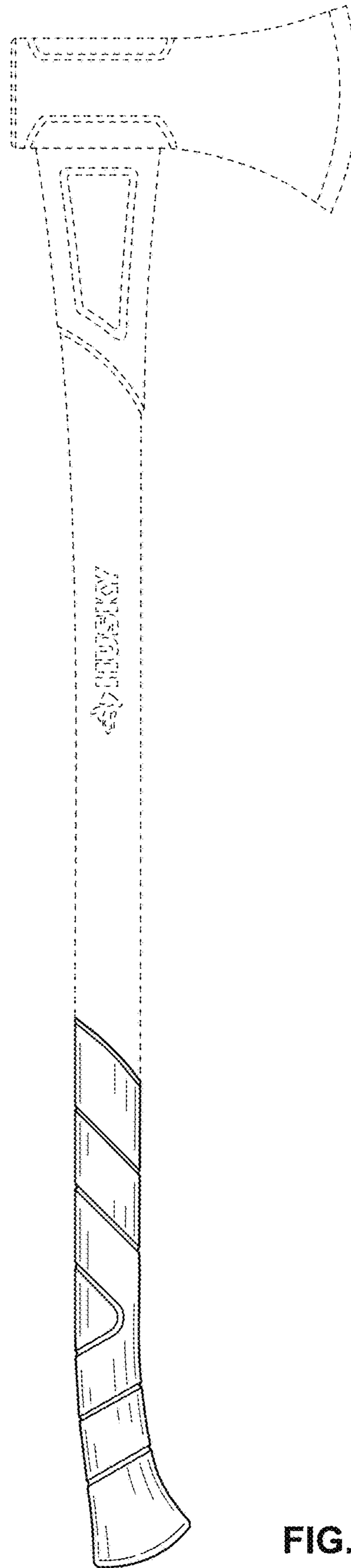


FIG. 10

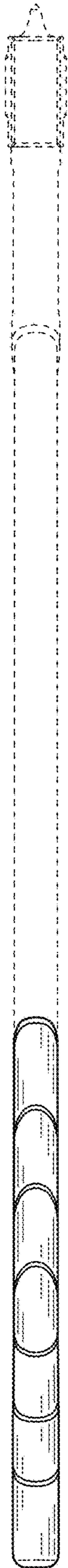


FIG. 11




FIG. 12

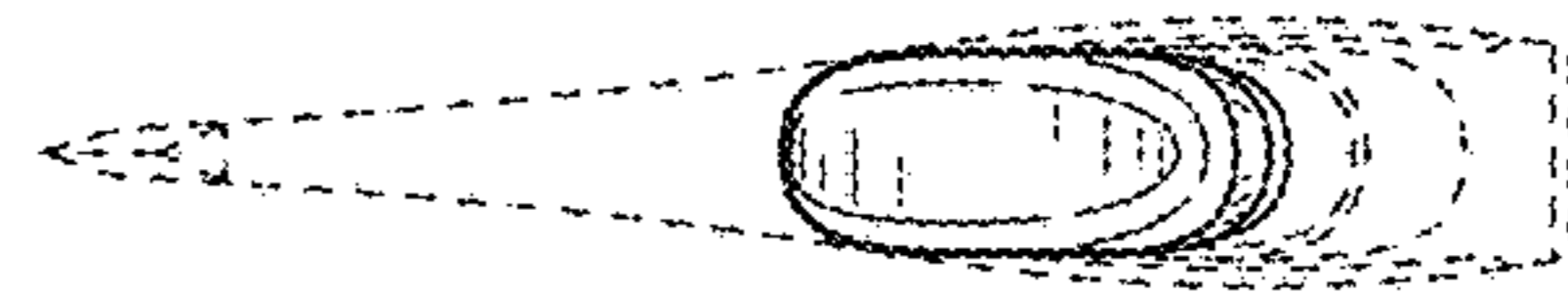


FIG. 13




FIG. 14

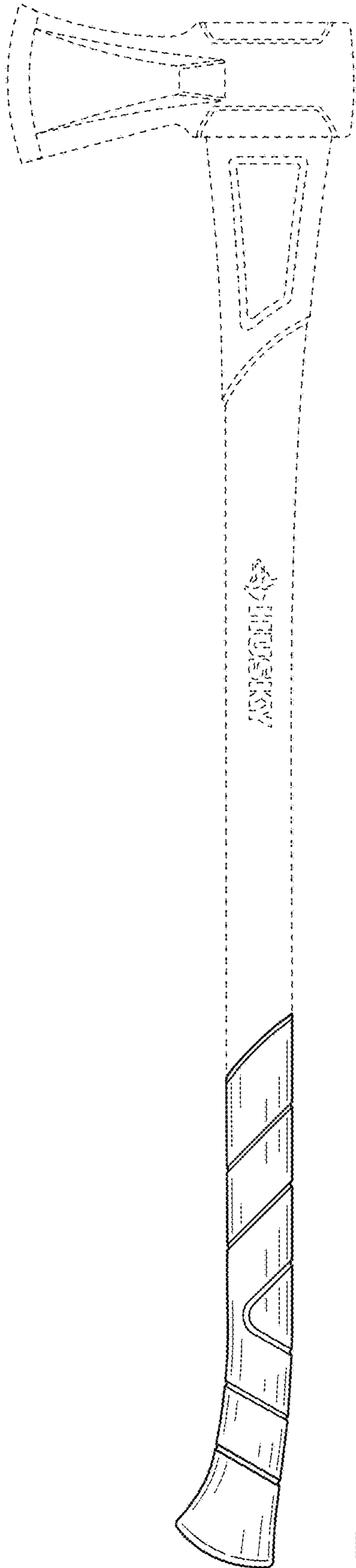


FIG. 15




FIG. 16




FIG. 17

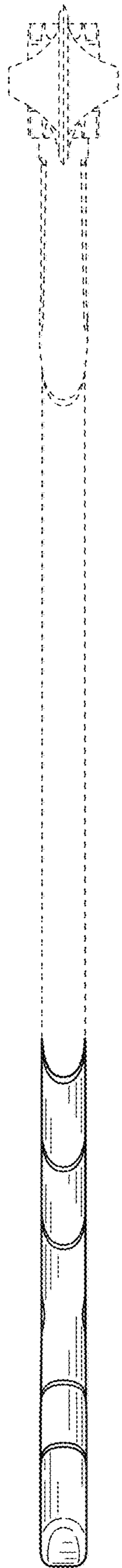


FIG. 18

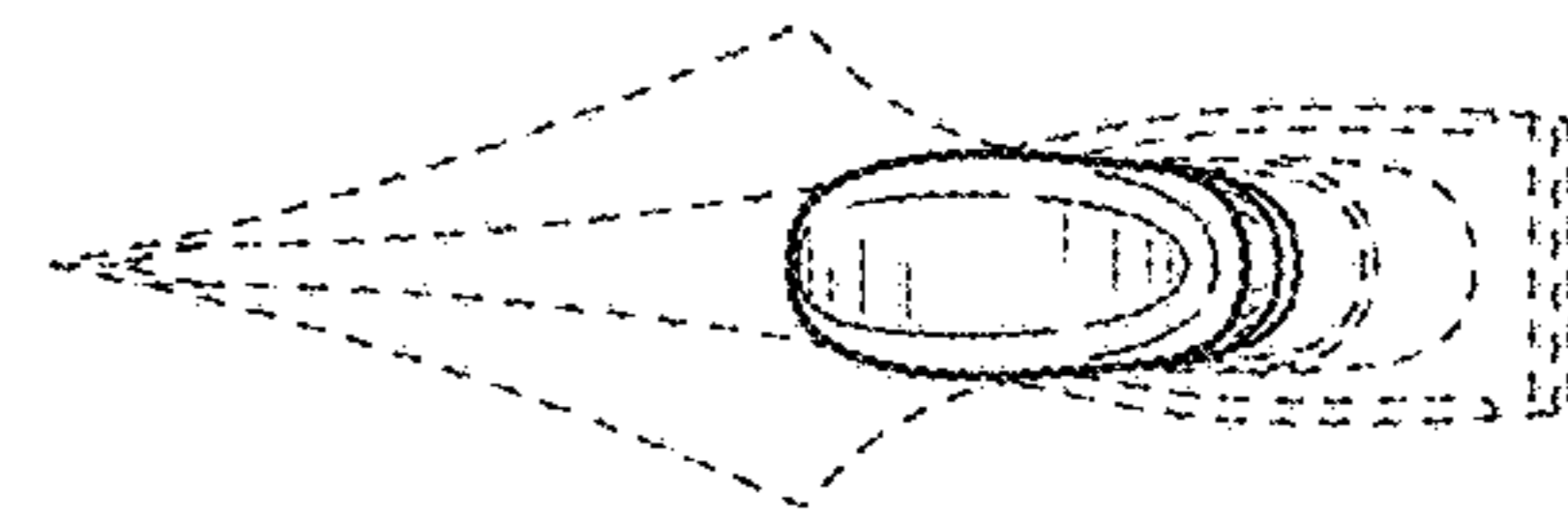


FIG. 19