



US00D808760S

(12) **United States Design Patent** (10) **Patent No.:** **US D808,760 S**
Nelson (45) **Date of Patent:** **** Jan. 30, 2018**

(54) **MAUL**
(71) Applicant: **Home Depot Product Authority, LLC**,
Atlanta, GA (US)
(72) Inventor: **Michael R. Nelson**, Peachtree City, GA
(US)
(73) Assignee: **Home Depot Product Authority, LLC**,
Atlanta, GA (US)
(**) Term: **15 Years**

910,763 A * 1/1909 Yeatts B26B 23/00
30/308.1
D99,635 S * 5/1936 Vaughan 30/308.1
D243,314 S * 2/1977 Hedvall D8/76
D257,826 S * 1/1981 Jones D8/11
4,287,640 A * 9/1981 Keathley B25G 3/34
125/43
4,344,901 A * 8/1982 Keathley B25G 3/34
264/261
D266,141 S * 9/1982 Nannen D8/76
4,357,974 A * 11/1982 Nannen B26B 23/00
144/195.7
4,382,459 A * 5/1983 Bartok B26B 23/00
144/195.7

(21) Appl. No.: **29/559,124**

(Continued)

(22) Filed: **Mar. 24, 2016**

OTHER PUBLICATIONS

(51) **LOC (11) Cl.** **08-02**
(52) **U.S. Cl.**
USPC **D8/76**
(58) **Field of Classification Search**
USPC D8/1, 11, 75-81, 107, 303
CPC A01B 1/20; A01B 1/227; A01G 23/099;
B25D 1/00; B25D 1/045; B25D 1/06;
B25G 1/10; B25G 1/01; B25G 1/08;
B25G 3/28; B25G 3/34; B26B 23/00;
B27L 7/06

Splitting Maul (at Home Depot). Downloaded from <http://www.google.com/shopping/product/15718222840003153447?Isf=seller:8740,store:6> . . . on Apr. 29, 2017.*

Primary Examiner — Philip S Hyder
Assistant Examiner — Roselynn Cody
(74) *Attorney, Agent, or Firm* — Greenberg Traurig LLP

See application file for complete search history.

(57) **CLAIM**

The ornamental design for a maul, as shown and described.

(56) **References Cited**

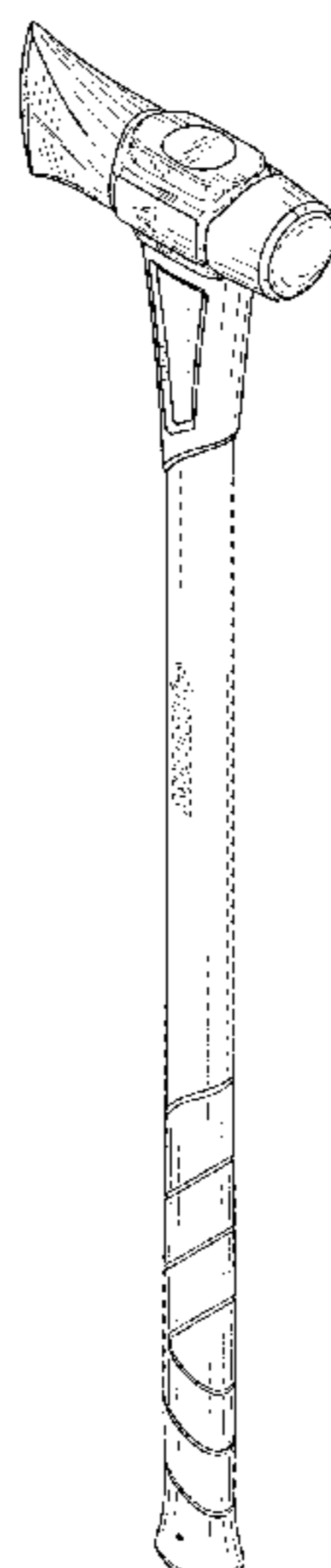
DESCRIPTION

U.S. PATENT DOCUMENTS

327,275 A * 9/1885 Kelly B26B 23/00
30/308.1
D16,631 S * 4/1886 Bakewell 30/308.1
D19,056 S * 4/1889 Kelly D8/76
402,936 A * 5/1889 Kelly B26B 23/00
30/308.1
445,160 A * 1/1891 Carver B26B 23/00
30/308.1
D21,253 S * 12/1891 Rogers 30/308.1
542,973 A * 7/1895 Carver B26B 23/00
30/308.1
653,234 A * 7/1900 Graham B26B 23/00
30/308.1

FIG. 1 is a perspective view of an embodiment of my design;
FIG. 2 is a front view thereof;
FIG. 3 is a rear view thereof;
FIG. 4 is a right view thereof;
FIG. 5 is a left view thereof;
FIG. 6 is a top view thereof; and,
FIG. 7 is a bottom view thereof.
The broken lines in the drawings depict features of the maul
that form no part of the claim.

1 Claim, 3 Drawing Sheets



(56)

References Cited

U.S. PATENT DOCUMENTS

D330,837	S	*	11/1992	Harmon	D8/80
5,394,917	A	*	3/1995	Maine	B26B 23/00 144/193.1
D378,656	S	*	4/1997	Maine	D8/76
5,647,080	A	*	7/1997	Martin	A47G 27/0487 30/308.1
D510,691	S	*	10/2005	Storm	D8/76
D538,626	S	*	3/2007	Hsieh-Yeh	D8/107
D631,722	S	*	2/2011	Lamarre on	D8/76
D644,498	S	*	9/2011	Chen	D8/78
D652,703	S	*	1/2012	Onello	D8/77
D653,094	S	*	1/2012	Onello	D8/77
D660,123	S	*	5/2012	Islas	D8/80
D758,818	S	*	6/2016	Nelson	D8/80
D760,055	S	*	6/2016	Nelson	D8/80
D769,688	S	*	10/2016	Nelson	D8/80
D770,257	S	*	11/2016	Stokes	D8/75
D770,258	S	*	11/2016	Stokes	D8/76
D772,671	S	*	11/2016	Stokes	D8/75
2016/0008966	A1	*	1/2016	Stokes	B25G 1/01 81/22

* cited by examiner

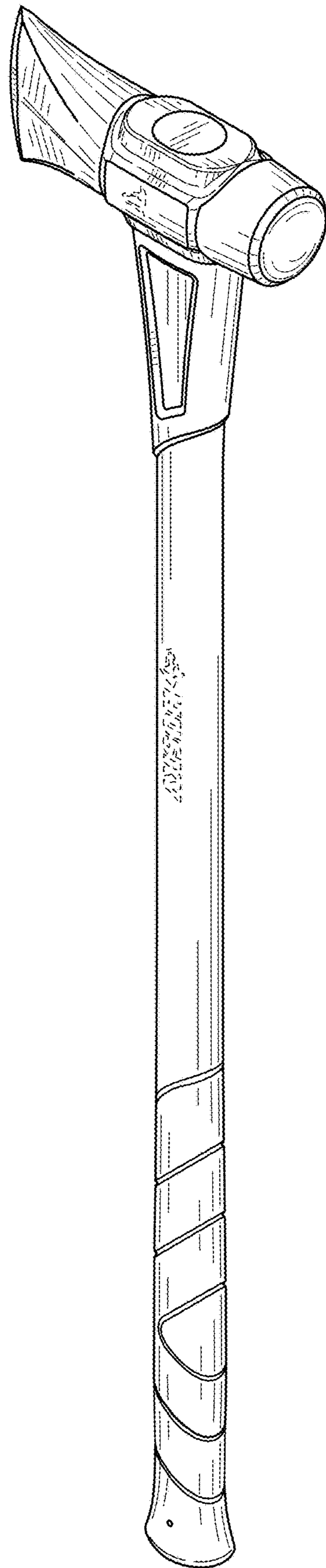


FIG. 1

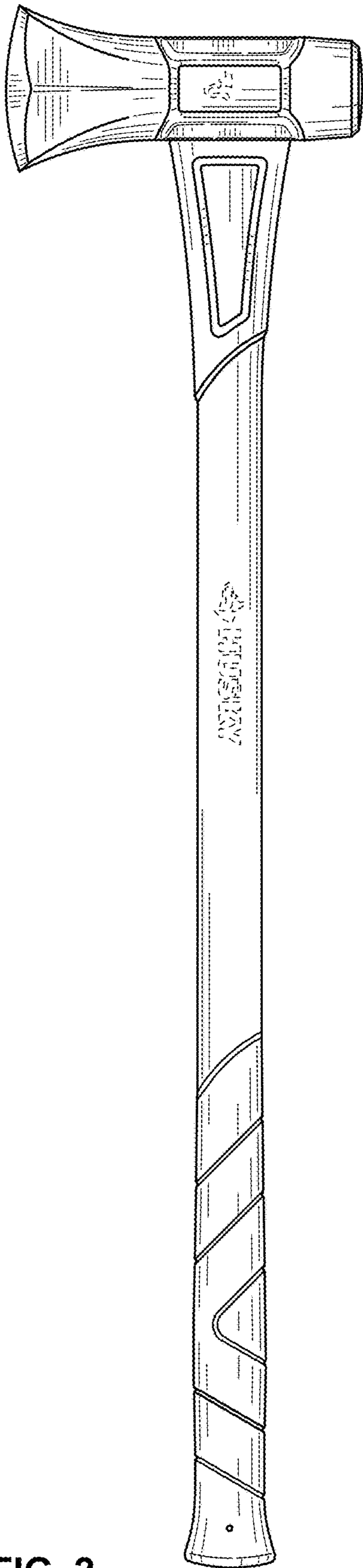


FIG. 2

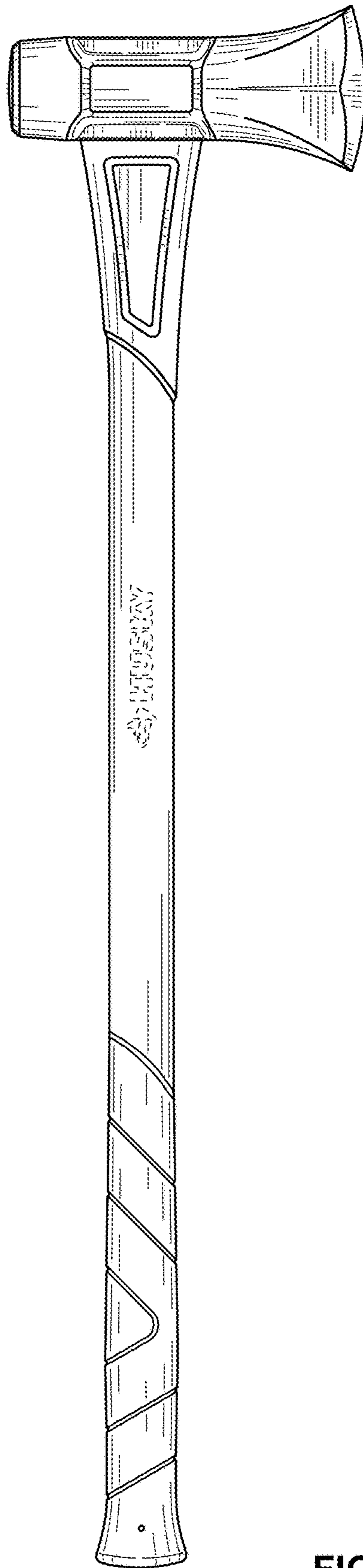


FIG. 3

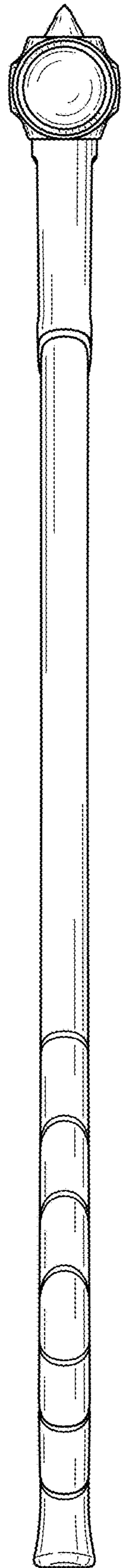


FIG. 4

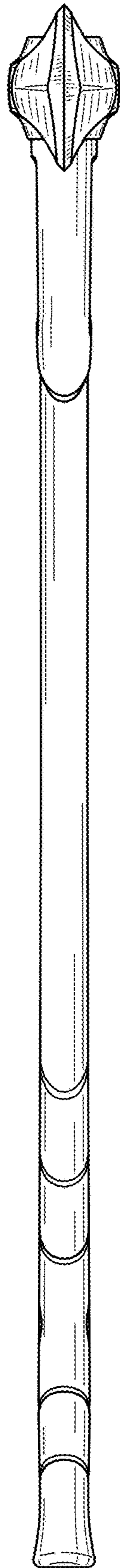


FIG. 5

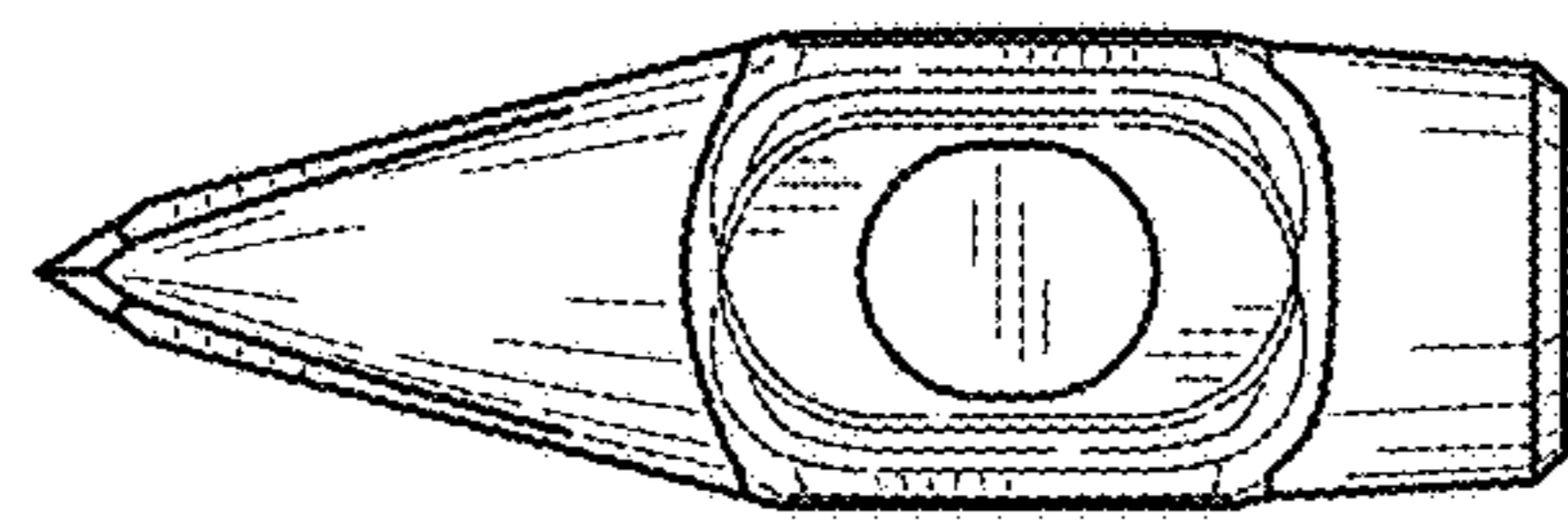


FIG. 6

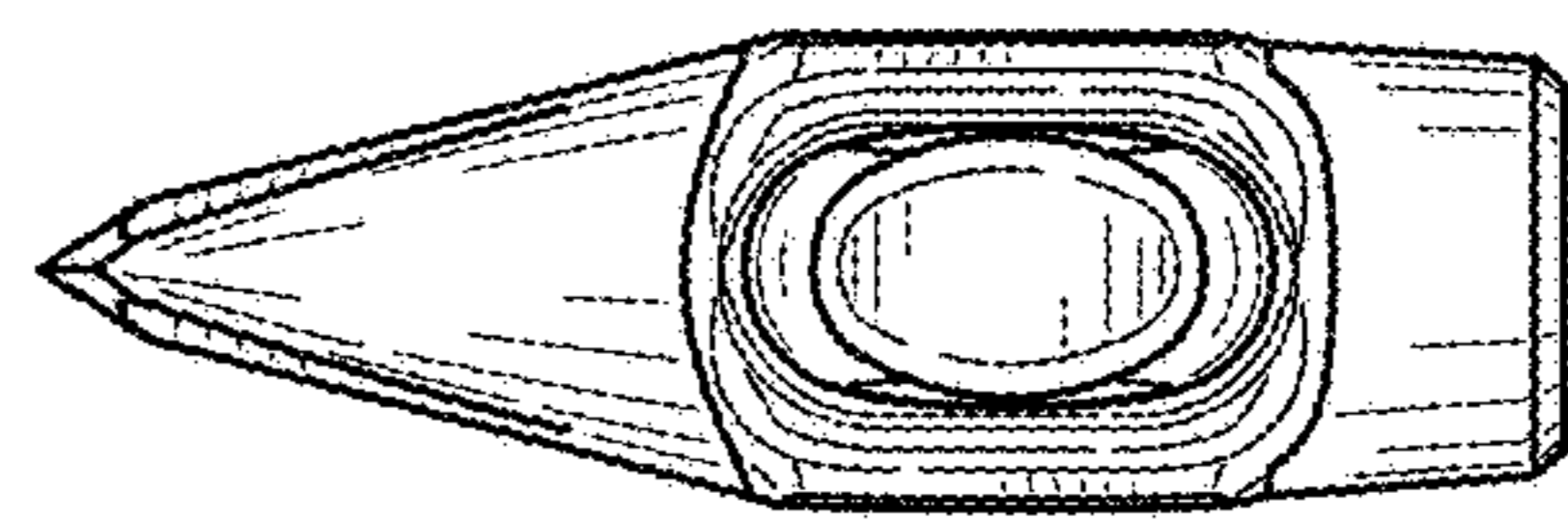


FIG. 7