



US00D808759S

(12) **United States Design Patent**
Nelson

(10) **Patent No.:** **US D808,759 S**
(45) **Date of Patent:** **** Jan. 30, 2018**

- (54) **SPLITTING AXE**
- (71) Applicant: **Home Depot Product Authority, LLC**,
Atlanta, GA (US)
- (72) Inventor: **Michael R. Nelson**, Peachtree City, GA
(US)
- (73) Assignee: **Home Depot Product Authority, LLC**,
Atlanta, GA (US)
- (**) Term: **15 Years**
- (21) Appl. No.: **29/559,122**
- (22) Filed: **Mar. 24, 2016**
- (51) **LOC (11) Cl.** **08-02**
- (52) **U.S. Cl.**
USPC **D8/76**
- (58) **Field of Classification Search**
USPC D8/1, 11, 75-81, 107, 303
CPC A01B 1/20; A01B 1/227; A01G 23/099;
B25D 1/00; B25D 1/045; B25D 1/06;
B25G 1/10; B25G 1/01; B25G 1/08;
B25G 3/28; B25G 3/34; B26B 23/00;
B27L 7/06
See application file for complete search history.

653,234	A *	7/1900	Graham	B26B 23/00 30/308.1
776,734	A *	12/1904	Fuller	B26B 23/00 30/308.1
910,763	A *	1/1909	Yeatts	B26B 23/00 30/308.1
1,943,807	A *	1/1934	Bellerive	B25G 1/10 174/138 R
D209,381	S *	11/1967	Reuterfors	D8/76
4,044,808	A *	8/1977	Kolonia	B26B 23/00 144/195.5
4,287,640	A *	9/1981	Keathley	B25G 3/34 125/43
4,344,901	A *	8/1982	Keathley	B25G 3/34 264/261
D271,076	S *	10/1983	Hillinger	D8/76
4,440,205	A *	4/1984	Hillinger	B26B 23/00 144/195.7
D277,545	S *	2/1985	Newmeyer	D8/76
D354,212	S *	1/1995	Ronnholm	D8/76
D356,480	S *	3/1995	Ronnholm	D8/76
D362,795	S *	10/1995	Ronnholm	D8/76

(Continued)

Primary Examiner — Philip S Hyder
Assistant Examiner — Roselynn Cody
(74) *Attorney, Agent, or Firm* — Greenberg Traurig, LLP

(57) **CLAIM**

The ornamental design for a splitting axe, as shown and described.

(56) **References Cited**

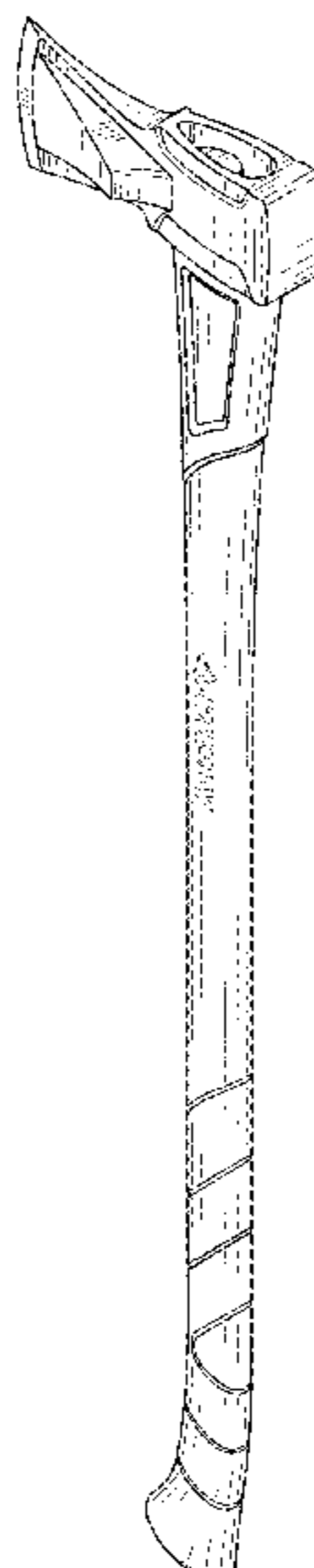
U.S. PATENT DOCUMENTS

327,275	A *	9/1885	Kelly	B26B 23/00 30/308.1
D16,631	S *	4/1886	Bakewell	30/308.1
D19,056	S *	4/1889	Kelly	D8/76
402,936	A *	5/1889	Kelly	B26B 23/00 30/308.1
445,160	A *	1/1891	Carver	B26B 23/00 30/308.1
D20,771	S *	5/1891	Hubbard	D8/76
D21,253	S *	12/1891	Rogers	30/308.1
D29,680	S *	11/1898	Kelly	30/308.1

DESCRIPTION

FIG. 1 is a perspective view of my design;
FIG. 2 is a front view thereof;
FIG. 3 is a rear view thereof;
FIG. 4 is a right view thereof;
FIG. 5 is a left view thereof;
FIG. 6 is a top view thereof; and,
FIG. 7 is a bottom view thereof.
The broken lines in the drawings depict features of the axe that form no part of the claim.

1 Claim, 3 Drawing Sheets



(56)

References Cited

U.S. PATENT DOCUMENTS

5,647,080 A * 7/1997 Martin A47G 27/0487
30/308.1
D594,727 S * 6/2009 Fortier D8/76
D648,610 S * 11/2011 Paloheimo D8/78
D652,703 S * 1/2012 Onello D8/77
D661,170 S * 6/2012 Beggs A01G 23/099
D8/78
D685,247 S * 7/2013 Tatic D8/76
D758,818 S * 6/2016 Nelson D8/80
D760,055 S * 6/2016 Nelson D8/80
D769,098 S * 10/2016 Huttunen D8/76
D769,688 S * 10/2016 Nelson D8/80
D770,257 S * 11/2016 Stokes D8/75
D770,258 S * 11/2016 Stokes D8/76
D784,783 S * 4/2017 Chen D8/76

* cited by examiner

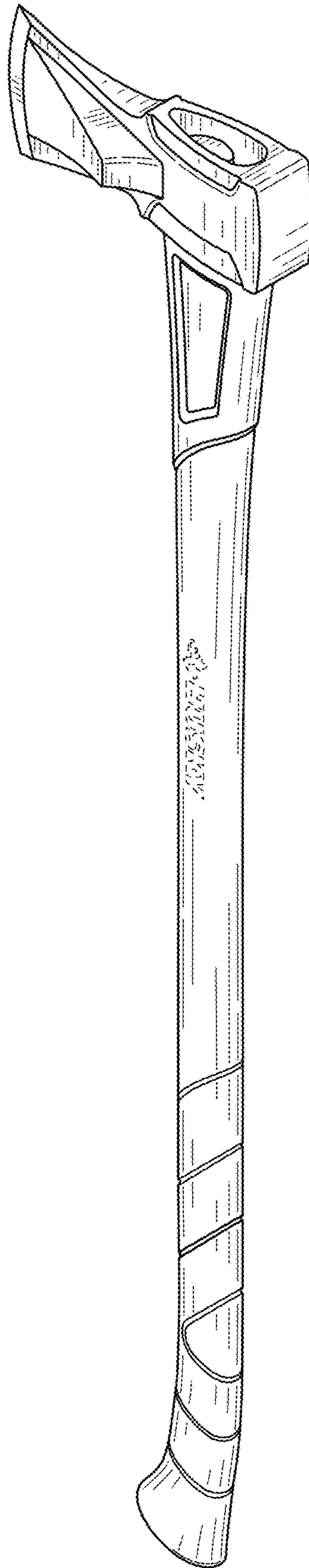


FIG. 1

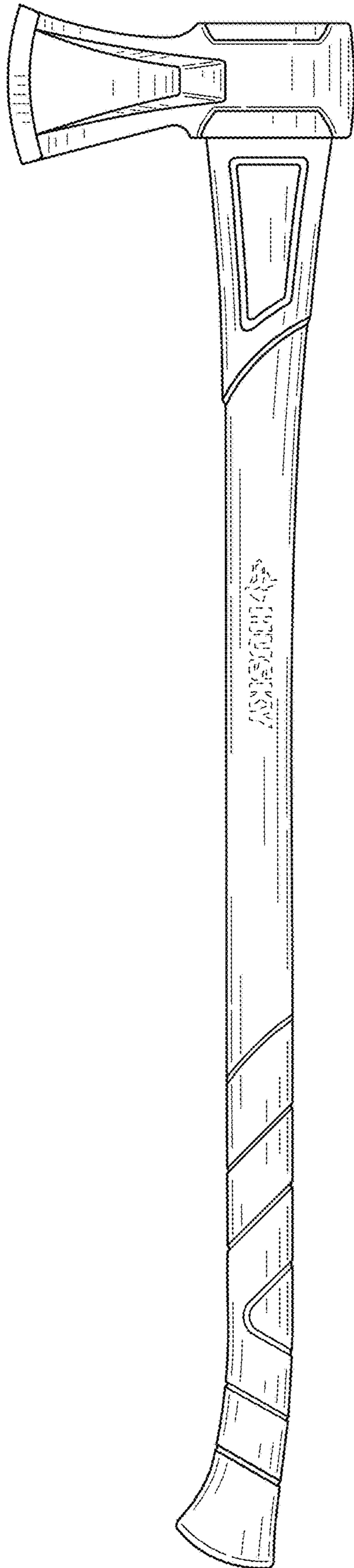


FIG. 2

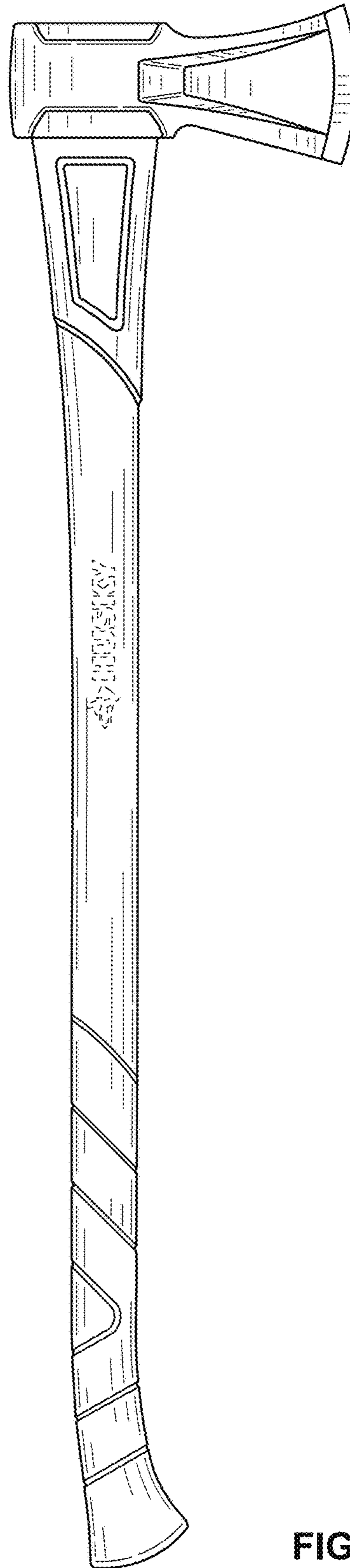


FIG. 3

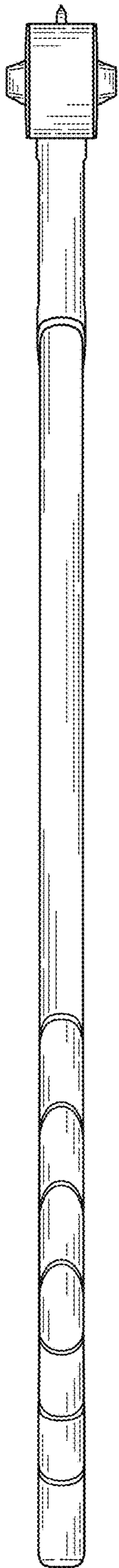


FIG. 4

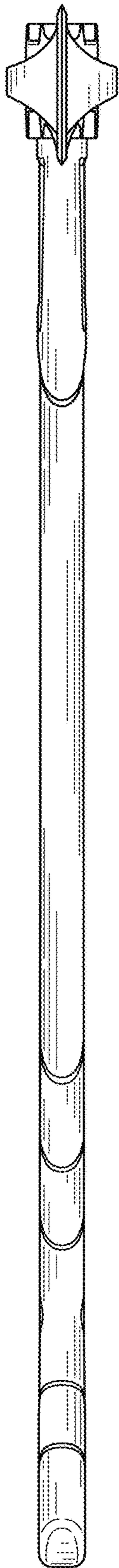


FIG. 5

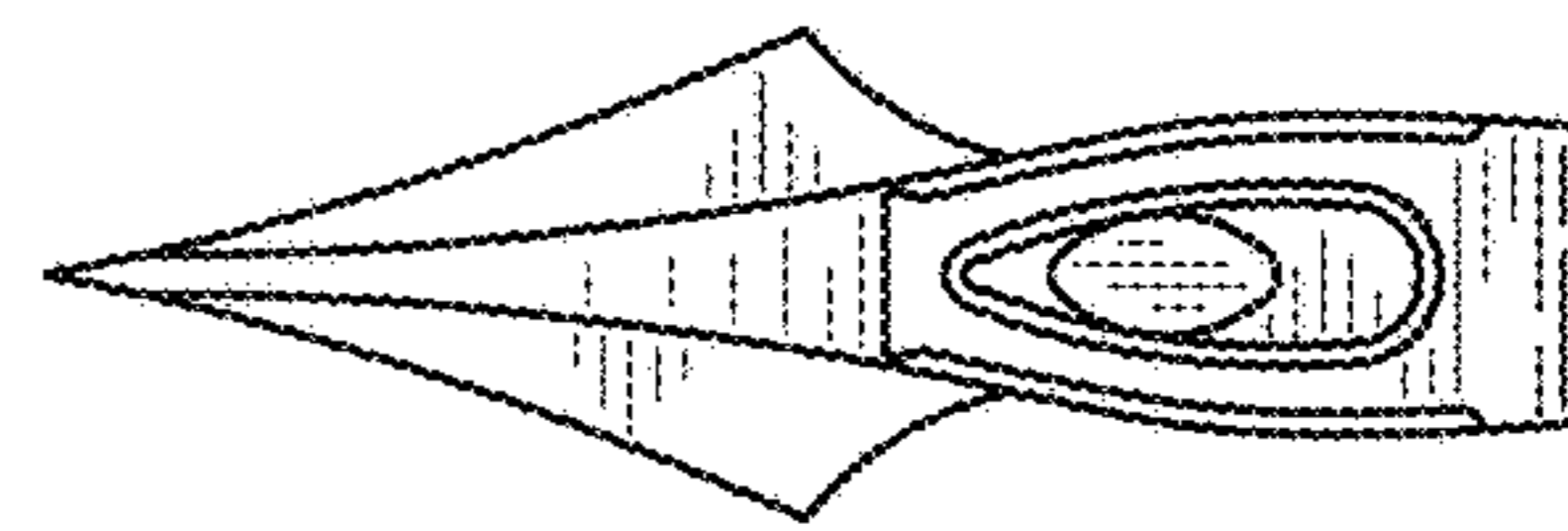


FIG. 6

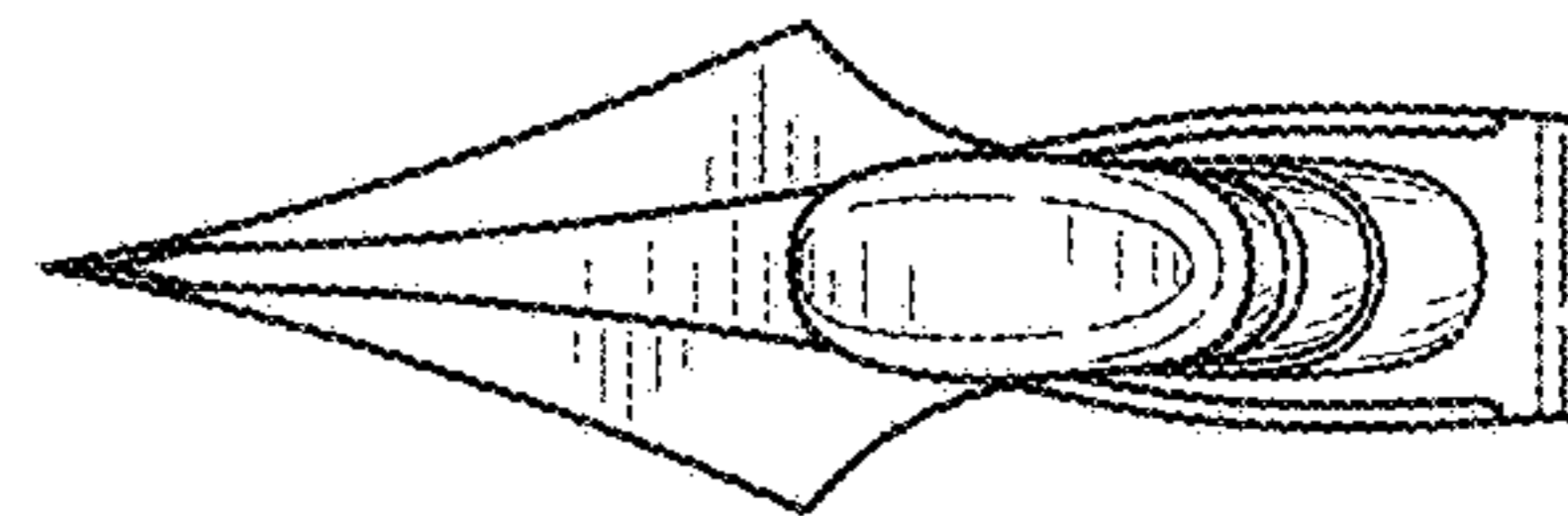


FIG. 7