



US00D808753S

(12) **United States Design Patent**
Westrick

(10) **Patent No.:** **US D808,753 S**
(45) **Date of Patent:** **** Jan. 30, 2018**

- (54) **BOTTLE OPENER**
- (71) Applicant: **True Fabrications, Inc.**, Seattle, WA (US)
- (72) Inventor: **Amy Jo Westrick**, Seattle, WA (US)
- (73) Assignee: **TRUE FABRICATIONS, INC.**, Seattle, WA (US)
- (**) Term: **15 Years**
- (21) Appl. No.: **29/586,244**
- (22) Filed: **Dec. 1, 2016**
- (51) **LOC (11) Cl.** **07-06**
- (52) **U.S. Cl.**
USPC **D8/40**
- (58) **Field of Classification Search**
USPC D8/18, 33, 38, 40, 356; D1/106, 111; D3/207, 208, 210; D9/600; D21/319, D21/358, 478, 598, 599, 708, 733, 759; 30/400, 409-411; 53/363; 81/3.55, 3.57; 7/169
CPC B67B 7/00; B67B 7/04; B67B 7/06; B67B 7/14; B67B 7/16; B67B 7/20; B67B 7/24; B67B 7/30; B67B 7/38; B67B 7/44; B67B 7/182; B67B 7/403; B67B 2201/012; B67B 2201/17; B67B 1/00
See application file for complete search history.

(56) **References Cited**

U.S. PATENT DOCUMENTS

- 1,680,291 A * 8/1928 Harding B67B 7/44 7/155
- D154,880 S * 8/1949 Ross D8/38
- D374,801 S * 10/1996 Puig D8/42
- D452,122 S * 12/2001 Hughes D8/38
- D454,038 S * 3/2002 Kao D8/38
- D576,003 S * 9/2008 Patrizio B67B 7/0429 D8/40

- D599,635 S * 9/2009 Hasegawa B67B 7/0429 D8/33
- D693,202 S * 11/2013 Berman D3/210
- D727,703 S * 4/2015 Lee D8/38
- D728,335 S * 5/2015 Watson D8/42
- 2007/0133654 A1* 6/2007 Harris B67B 7/0423 374/121
- 2011/0119835 A1* 5/2011 Bates B67B 7/0423 7/155

(Continued)

FOREIGN PATENT DOCUMENTS

- FR 2827267 A1 * 1/2003 B67B 7/04
- FR 2829479 A1 * 3/2003 B67B 7/04

Primary Examiner — Wan Laymon

Assistant Examiner — Clint A Samuel

(74) *Attorney, Agent, or Firm* — Vicky Kaur Bajwa

(57) **CLAIM**

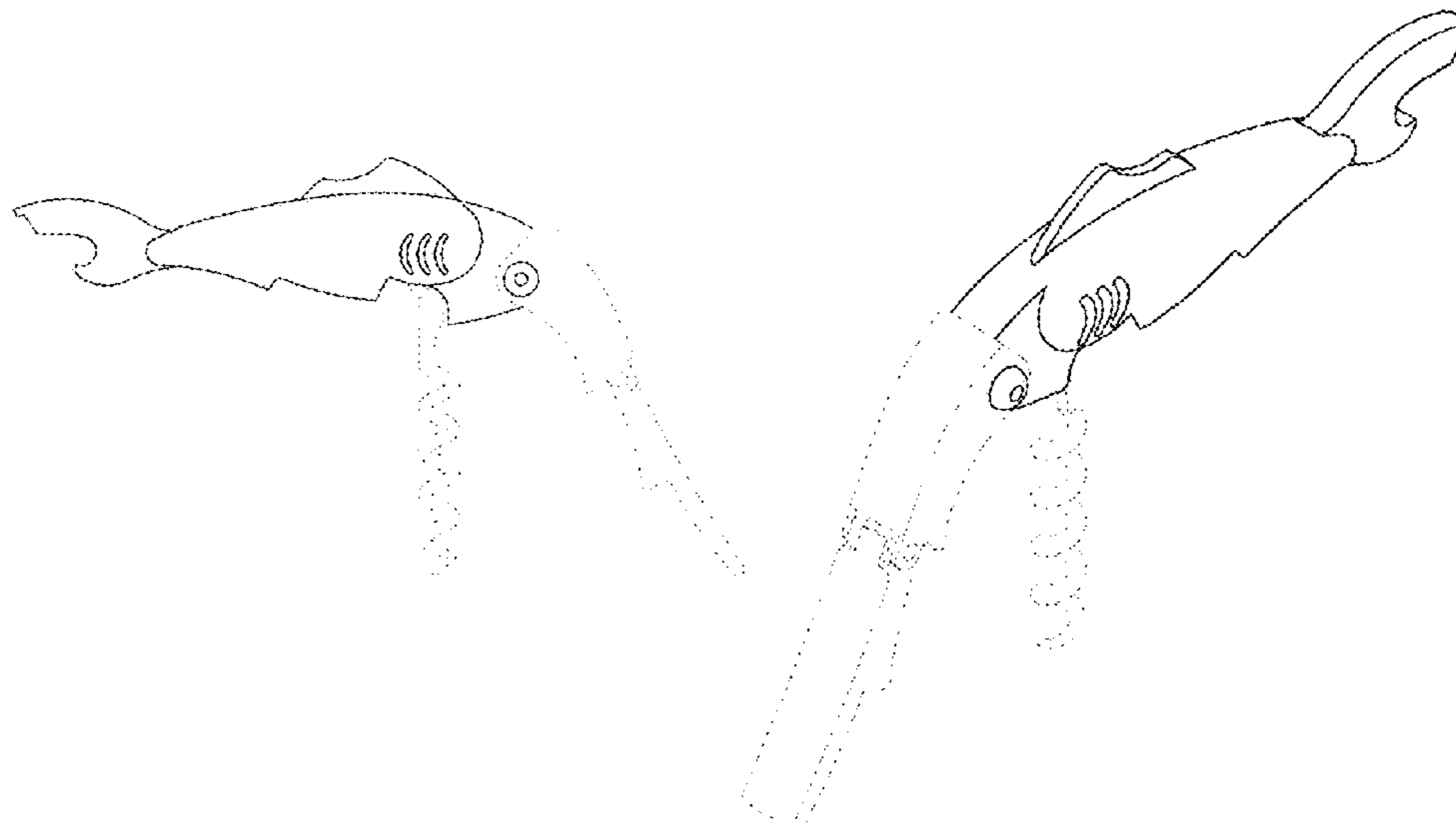
The ornamental design for a bottle opener, as shown and described.

DESCRIPTION

FIG. 1 is a front elevation view of a bottle opener showing our new design;
 FIG. 2 is a rear elevation view of the bottle opener of FIG. 1;
 FIG. 3 is a left side elevation view of the bottle opener of FIG. 1;
 FIG. 4 is a right side elevation view of the bottle opener of FIG. 1;
 FIG. 5 is a top view of the bottle opener of FIG. 1;
 FIG. 6 is a bottom view of the bottle opener of FIG. 1; and,
 FIG. 7 is a top perspective view of the bottle opener of FIG. 1.

The broken lines showing in the drawings is included for the purpose of illustrating unclaimed portions of the bottle opener and and form no part of the claimed design.

1 Claim, 2 Drawing Sheets



(56)

References Cited

U.S. PATENT DOCUMENTS

2012/0222280 A1* 9/2012 Bernede B67B 7/0429
29/426.5

* cited by examiner

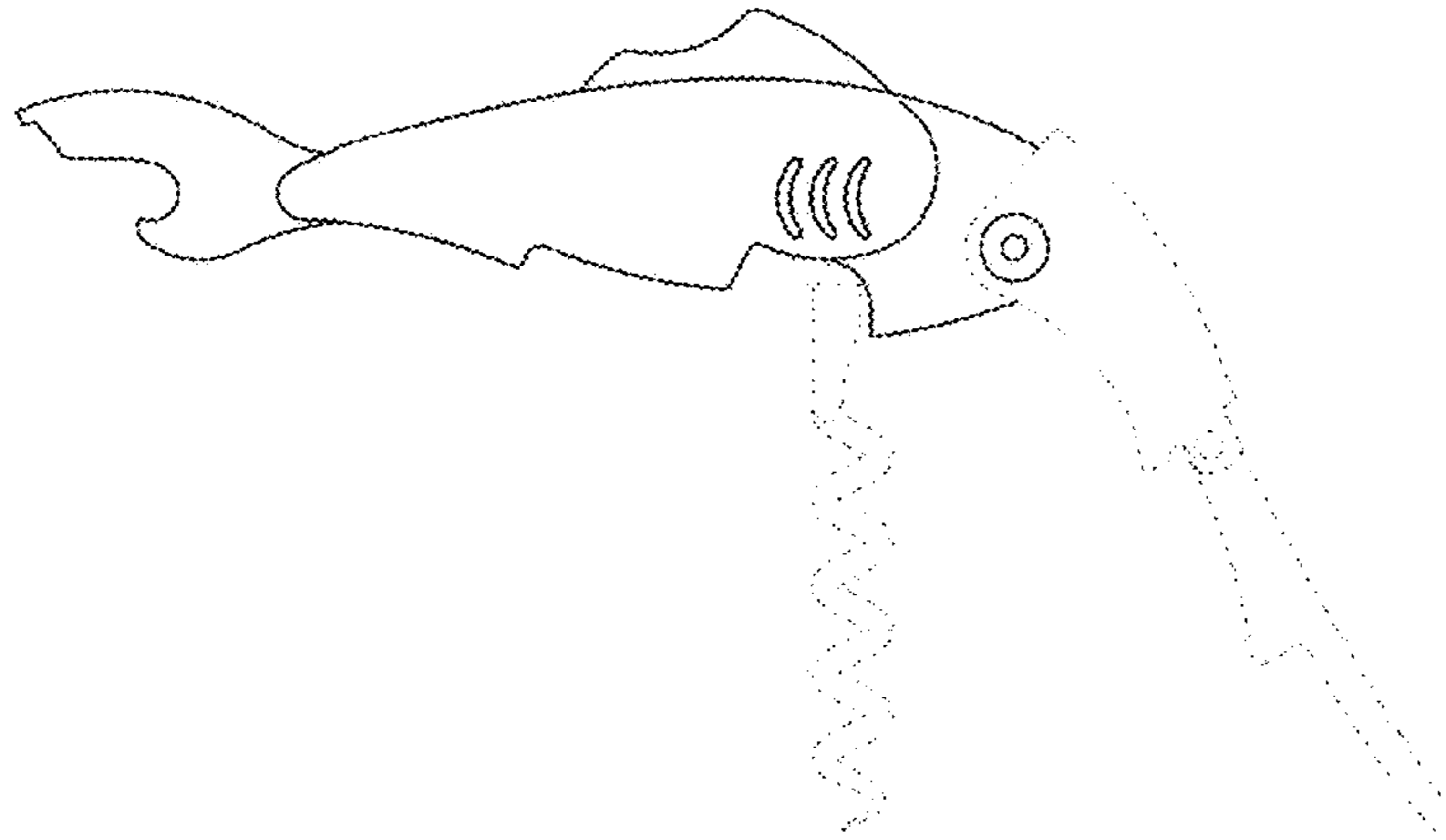


FIG. 1

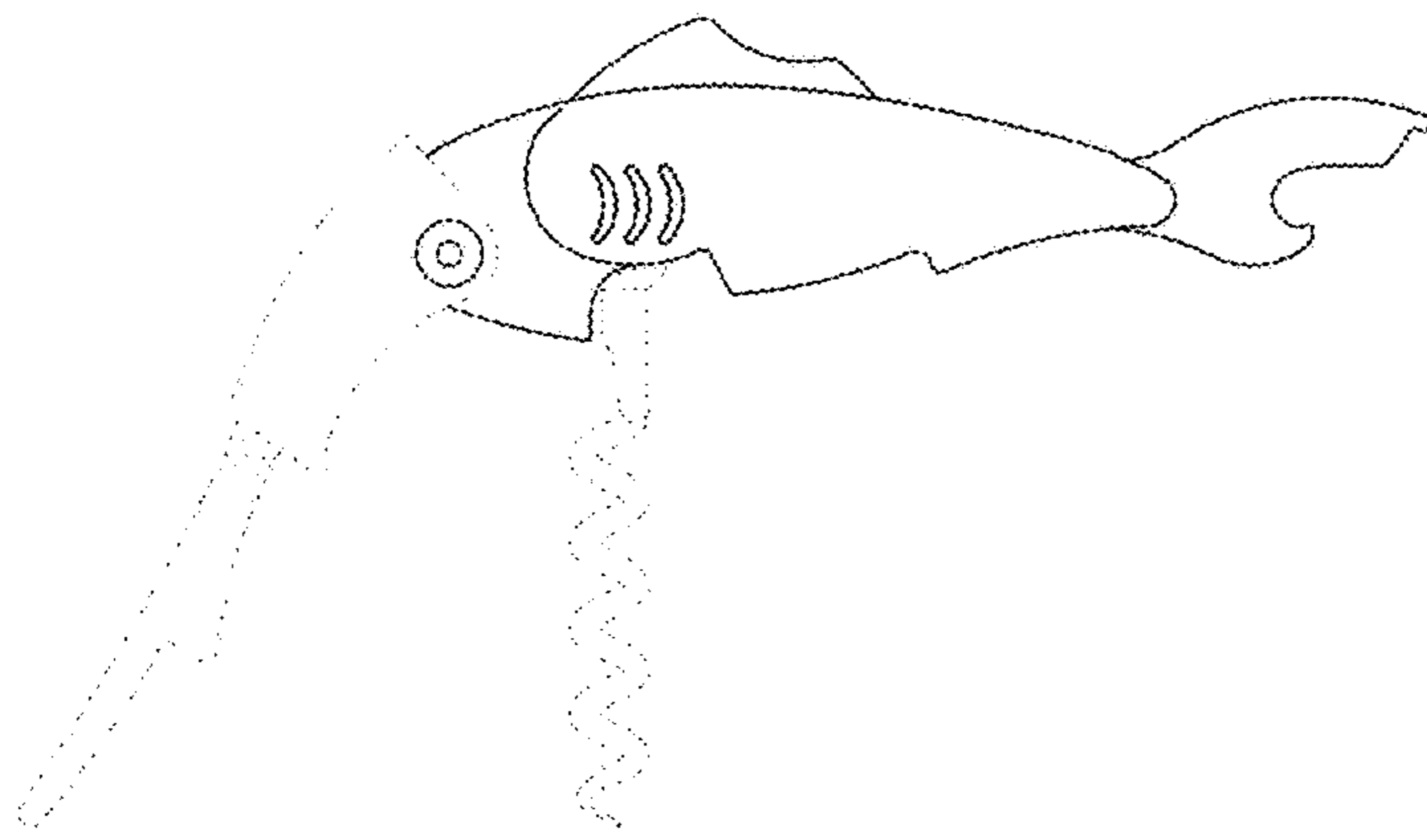


FIG. 2




FIG. 3




FIG. 4

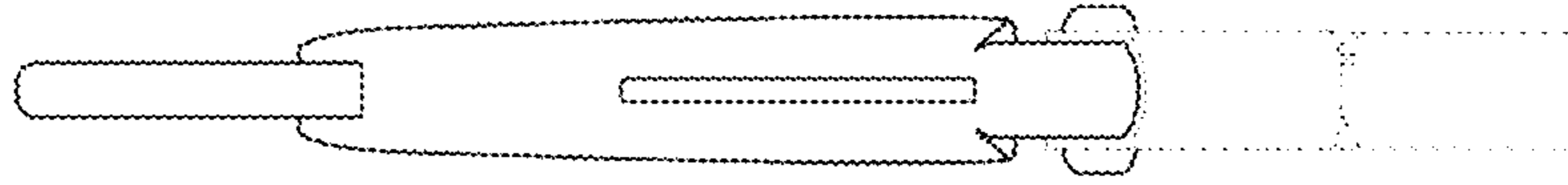


FIG. 5




FIG. 6

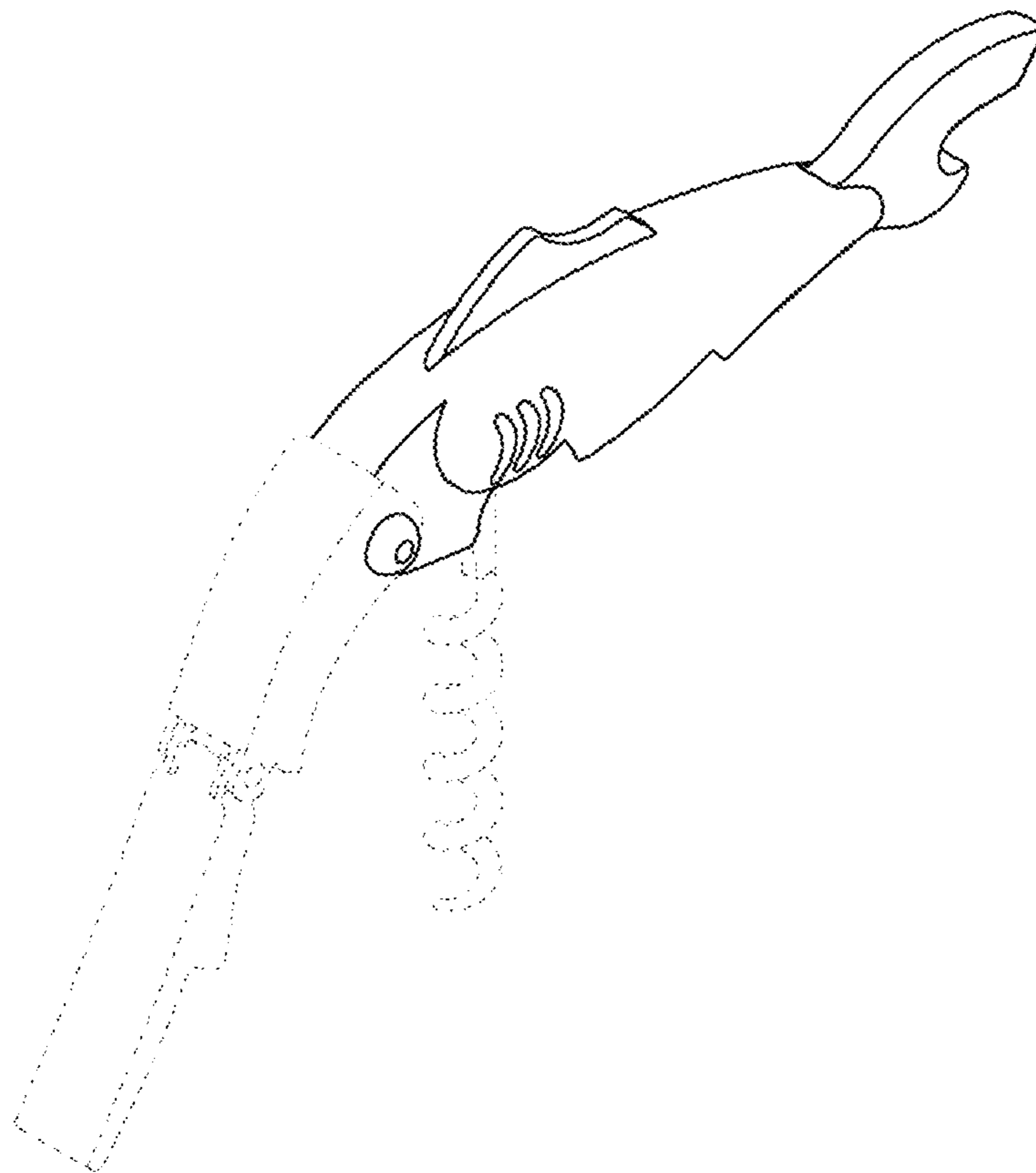


FIG. 7