

US00D808748S

(12) **United States Design Patent**
Griffore et al.

(10) **Patent No.:** **US D808,748 S**

(45) **Date of Patent:** **** Jan. 30, 2018**

- (54) **SHOVEL**
- (71) Applicants: **Jeremy Griffore**, Pain Court (CA);
Zachary Trinetti, Dover Centre (CA)
- (72) Inventors: **Jeremy Griffore**, Pain Court (CA);
Zachary Trinetti, Dover Centre (CA)
- (**) Term: **15 Years**
- (21) Appl. No.: **29/552,931**
- (22) Filed: **Jan. 27, 2016**
- (51) **LOC (11) Cl.** **08-01**
- (52) **U.S. Cl.**
USPC **D8/10**
- (58) **Field of Classification Search**
USPC D8/10, 13, 1
CPC A01B 11/00; A01B 1/02; A01B 1/026;
A01B 1/028; A01B 1/04
See application file for complete search history.

D563,181	S	*	3/2008	Gailey	D8/10
D601,866	S	*	10/2009	Carroll	D8/10
D601,867	S	*	10/2009	Carroll	D8/10
D603,229	S	*	11/2009	Atnip	D8/10
D604,128	S	*	11/2009	Carroll	D8/10
D617,615	S	*	6/2010	Randolph	D8/10
D626,389	S	*	11/2010	Randolph	D8/10
D626,390	S	*	11/2010	Randolph	D8/10
D628,452	S	*	12/2010	Randolph	D8/10
D634,996	S	*	3/2011	Randolph	D8/10
D648,994	S	*	11/2011	Randolph	D8/10
D650,250	S	*	12/2011	Frenkel	D8/10
D653,510	S	*	2/2012	Huff	D8/10
D710,664	S	*	8/2014	Licciardello, Jr.	D8/10
D712,219	S	*	9/2014	Randolph	D8/10
D756,727	S	*	5/2016	Cosyleon	D8/10
D760,563	S	*	7/2016	Randolph	D8/10
2008/0054659	A1	*	3/2008	Boxum	A01B 1/02 294/51
2015/0319908	A1	*	11/2015	Kuss	A01B 1/06 172/371
2017/0105328	A1	*	4/2017	Wischmeier	A01B 1/02

* cited by examiner

Primary Examiner — Sheryl Lane

(56) **References Cited**
U.S. PATENT DOCUMENTS

563,181	A	6/1896	Jones	
1,983,815	A	12/1934	Schmiett	
2,791,879	A	5/1957	Truran	
D213,058	S	*	12/1968	Clifton D8/10
D242,520	S	*	11/1976	Nollar D8/10
5,820,183	A	*	10/1998	Marcus A01B 1/00 294/49
5,865,490	A	*	2/1999	Vowell A01B 1/02 294/49
5,975,601	A	11/1999	Spear et al.	
D431,101	S	*	9/2000	Gracy D32/49
D437,532	S	*	2/2001	Petruzzelli D8/10
D543,426	S	*	5/2007	Donaldson D8/10

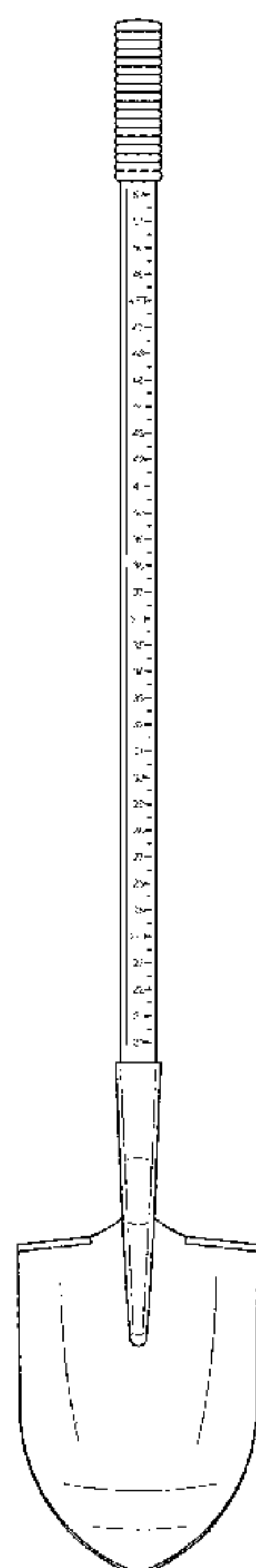
(57) **CLAIM**

The ornamental design for a shovel, as shown and described.

DESCRIPTION

FIG. 1 is a front view of a shovel showing my new design;
FIG. 2 is a rear view of the shovel;
FIG. 3 is a left side view of the shovel;
FIG. 4 is a right side view of the shovel;
FIG. 5 is a top view of the shovel; and,
FIG. 6 is a bottom view of the shovel.

1 Claim, 3 Drawing Sheets



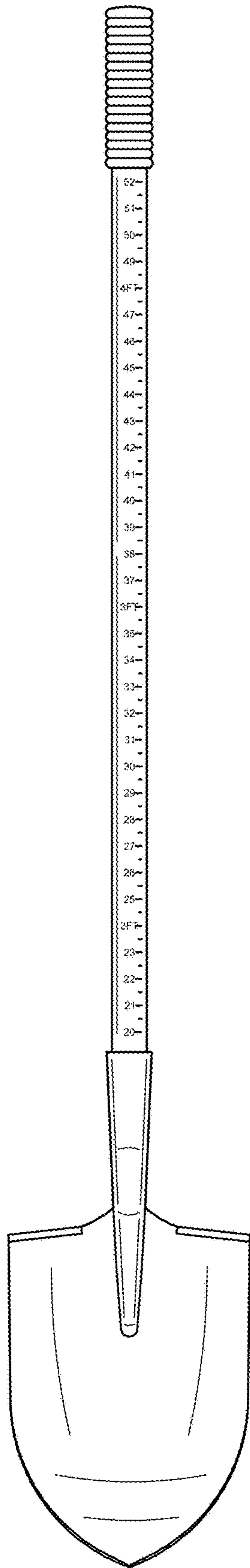


FIG. 1

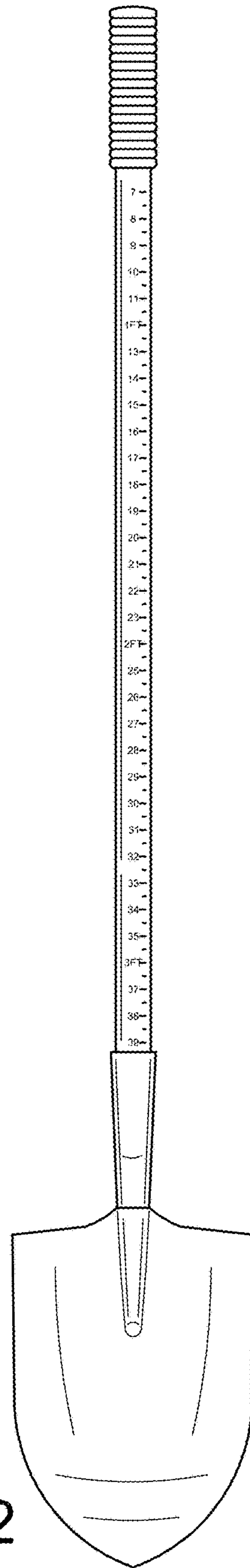


FIG. 2

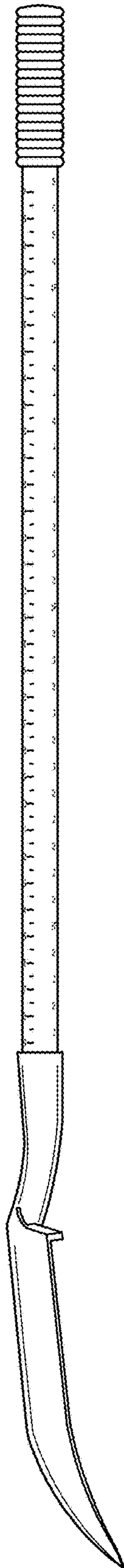


FIG. 3

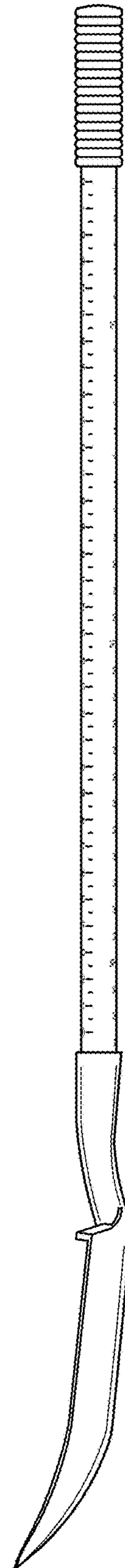


FIG. 4

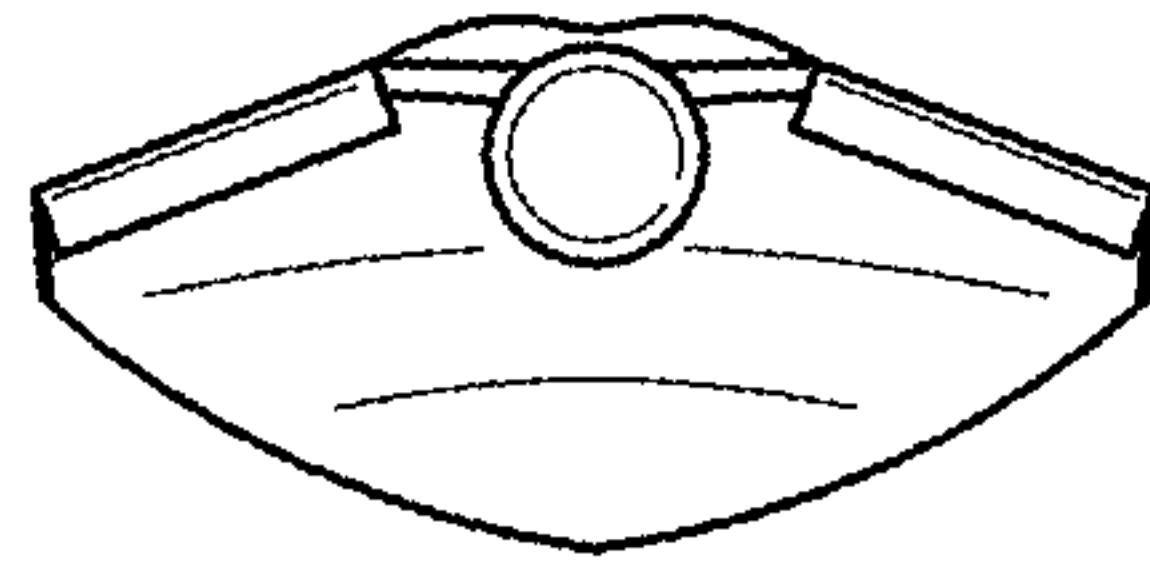


FIG. 5

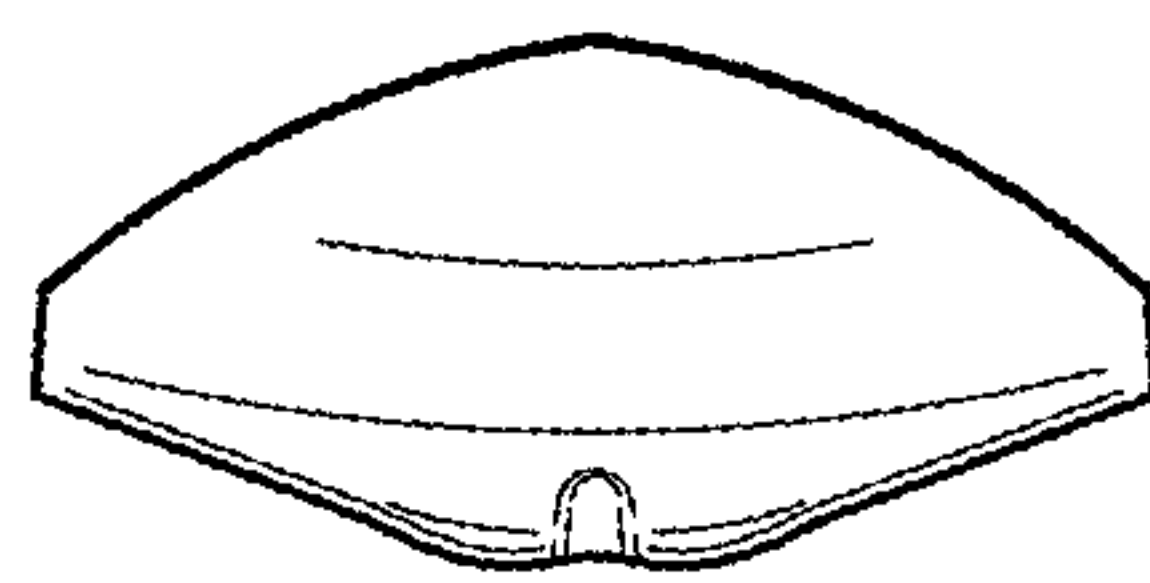


FIG. 6