



US00D808747S

(12) **United States Design Patent**  
**Hale**

(10) **Patent No.:** **US D808,747 S**  
(45) **Date of Patent:** **\*\* Jan. 30, 2018**

(54) **BOTTLE SPINNER**

(71) Applicant: **David Hale**, Somerset, WI (US)

(72) Inventor: **David Hale**, Somerset, WI (US)

(\*\*) Term: **15 Years**

(21) Appl. No.: **29/579,708**

(22) Filed: **Oct. 3, 2016**

(51) **LOC (11) Cl.** ..... **09-03**

(52) **U.S. Cl.**  
USPC ..... **D7/709**

(58) **Field of Classification Search**

USPC ..... D7/709, 605, 607, 608, 619.1, 620, 622,  
D7/624.2, 624.3; D3/201, 202, 229, 276,  
D3/289, 316; D9/444, 757;  
62/457.1-457.8, 530; 220/509, 515, 737,  
220/739, 903, DIG. 7; 224/236, 148.1,  
224/148.5; 383/10, 109, 110, 113  
CPC ..... A45F 2200/0583; A45F 3/16; A45F 5/02;  
A45F 5/00; A45F 5/10; B65D 85/305;  
A45C 2200/20; A45C 3/001; A45C  
7/0077; A47K 1/09

See application file for complete search history.

(56) **References Cited**

U.S. PATENT DOCUMENTS

D533,752 S \* 12/2006 Lown ..... D7/709  
D549,444 S \* 8/2007 Schnackenberg ..... D3/202  
D627,613 S \* 11/2010 Swartz ..... D7/607

\* cited by examiner

*Primary Examiner* — Wan Laymon

*Assistant Examiner* — Mark Booker

(74) *Attorney, Agent, or Firm* — Skinner and Associates;  
Joel Skinner

(57) **CLAIM**

The ornamental design for a bottle spinner, as shown and described.

**DESCRIPTION**

FIG. 1 is a perspective view of a bottle spinner showing an embodiment of the design of the invention.

FIG. 2 is a front view thereof, The hack view being a mirror image thereof.

FIG. 3 is a side view thereof, the opposite side being a mirror image thereof.

FIG. 4 is a top view thereof.

FIG. 5 is a bottom view thereof.

FIG. 6 is another perspective view thereof, showing the bottle spinner loaded with a bottle.

FIG. 7 is a front view thereof, the hack view being a mirror image thereof.

FIG. 8 is a side view thereof, the opposite side being a mirror image thereof.

FIG. 9 is a top view thereof.

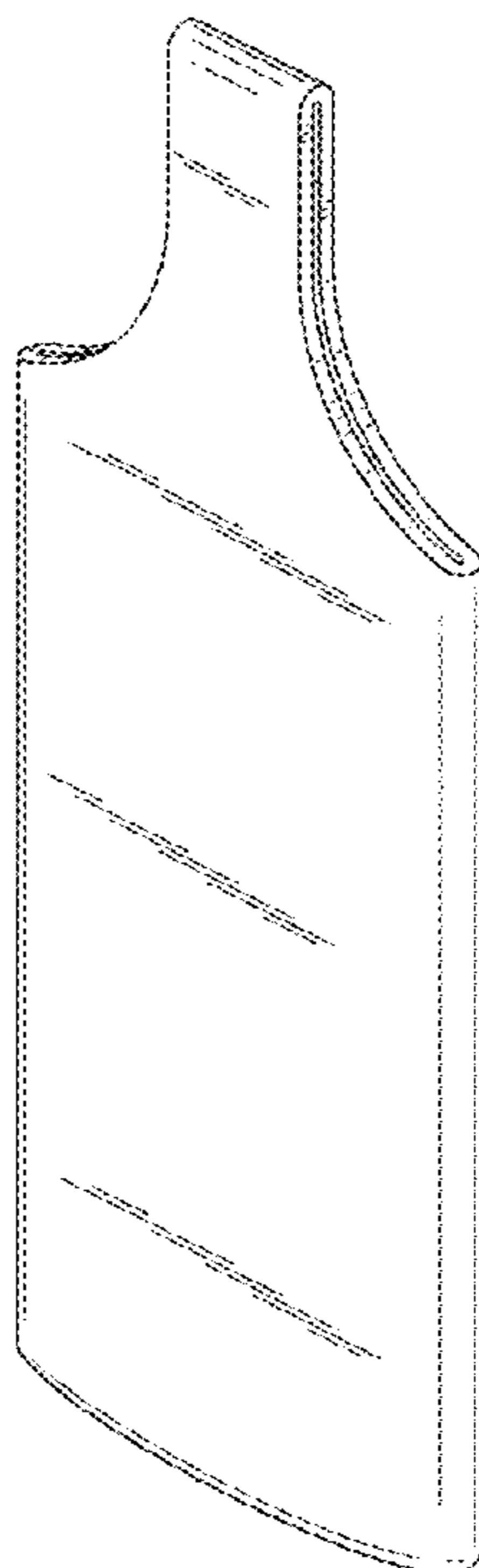
FIG. 10 is a bottom view thereof; and,

FIG. 11 is another perspective view of the bottle spinner in use.

The broken lines shown in the figures represent portions of the bottle spinner that form no part of the claimed design.

The design is for a bottle spinner which is used to move, by hand spinning, the liquid or semi-liquid contents of a bottle, such as ketchup or salad dressing, to the top of the bottle for removal.

**1 Claim, 6 Drawing Sheets**



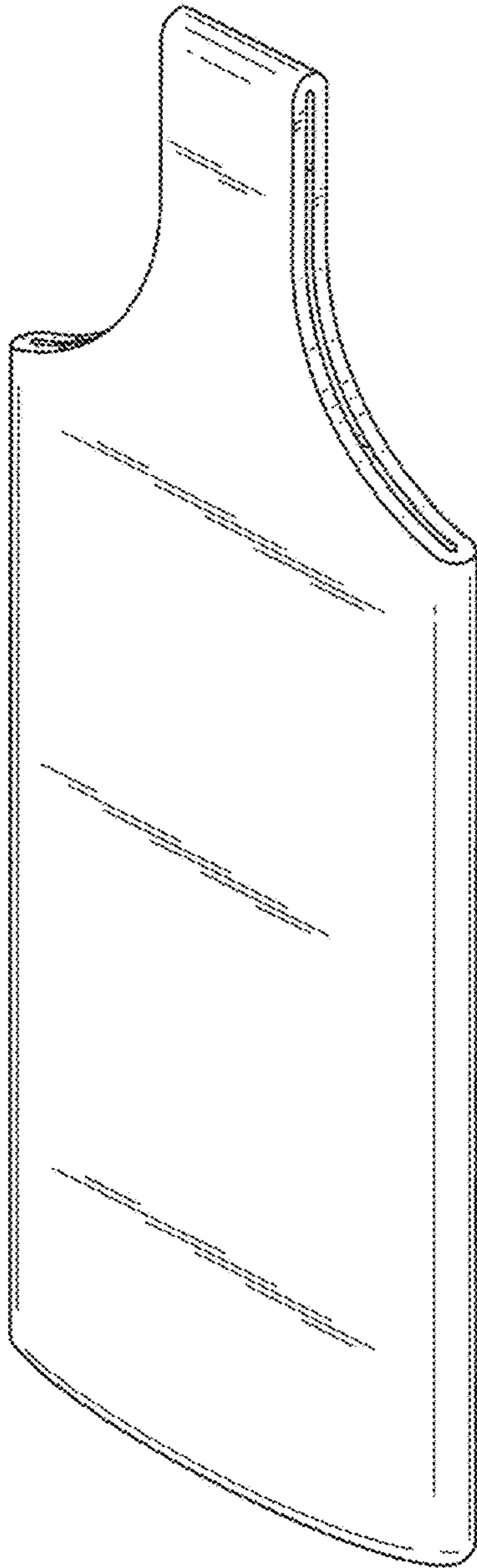


FIG. 1




FIG. 2

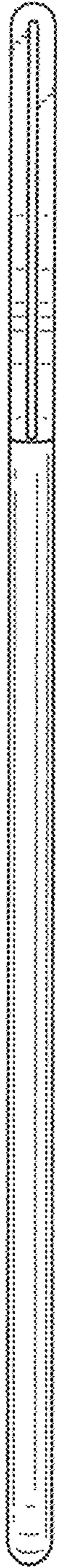


FIG. 3




FIG. 4




FIG. 5

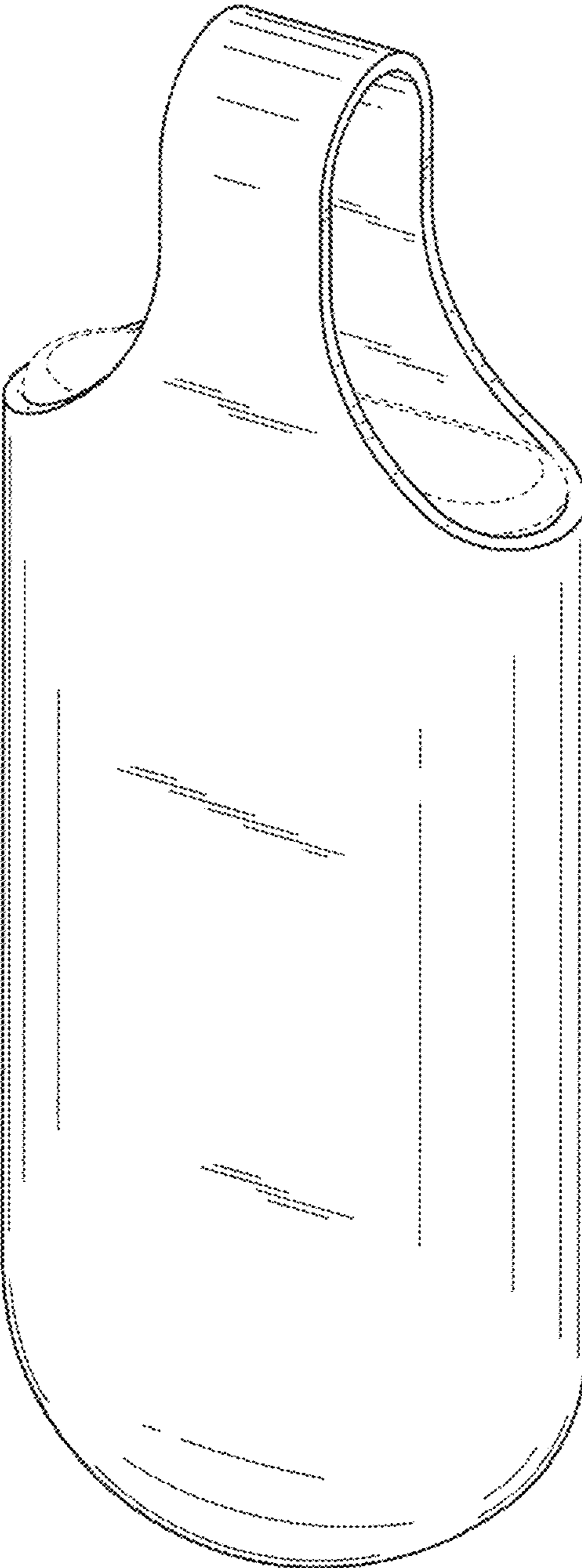


FIG. 6

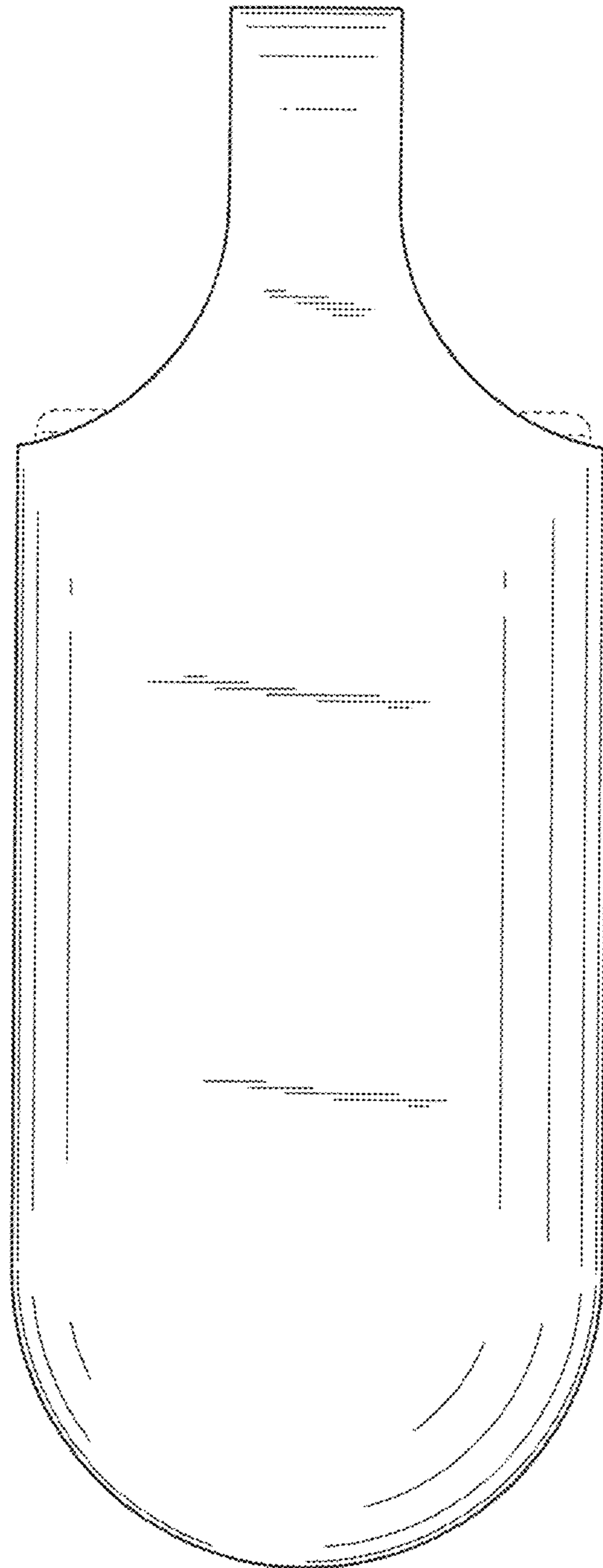


FIG. 7




FIG. 8

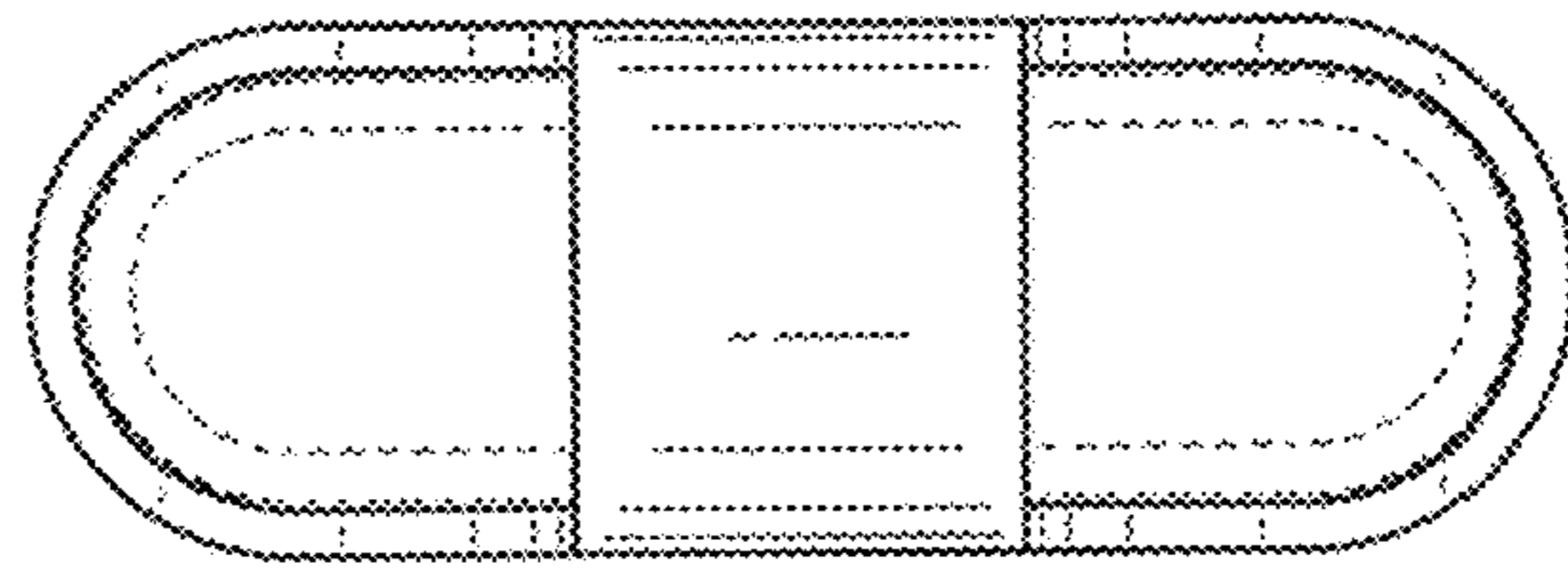


FIG. 9




FIG. 10

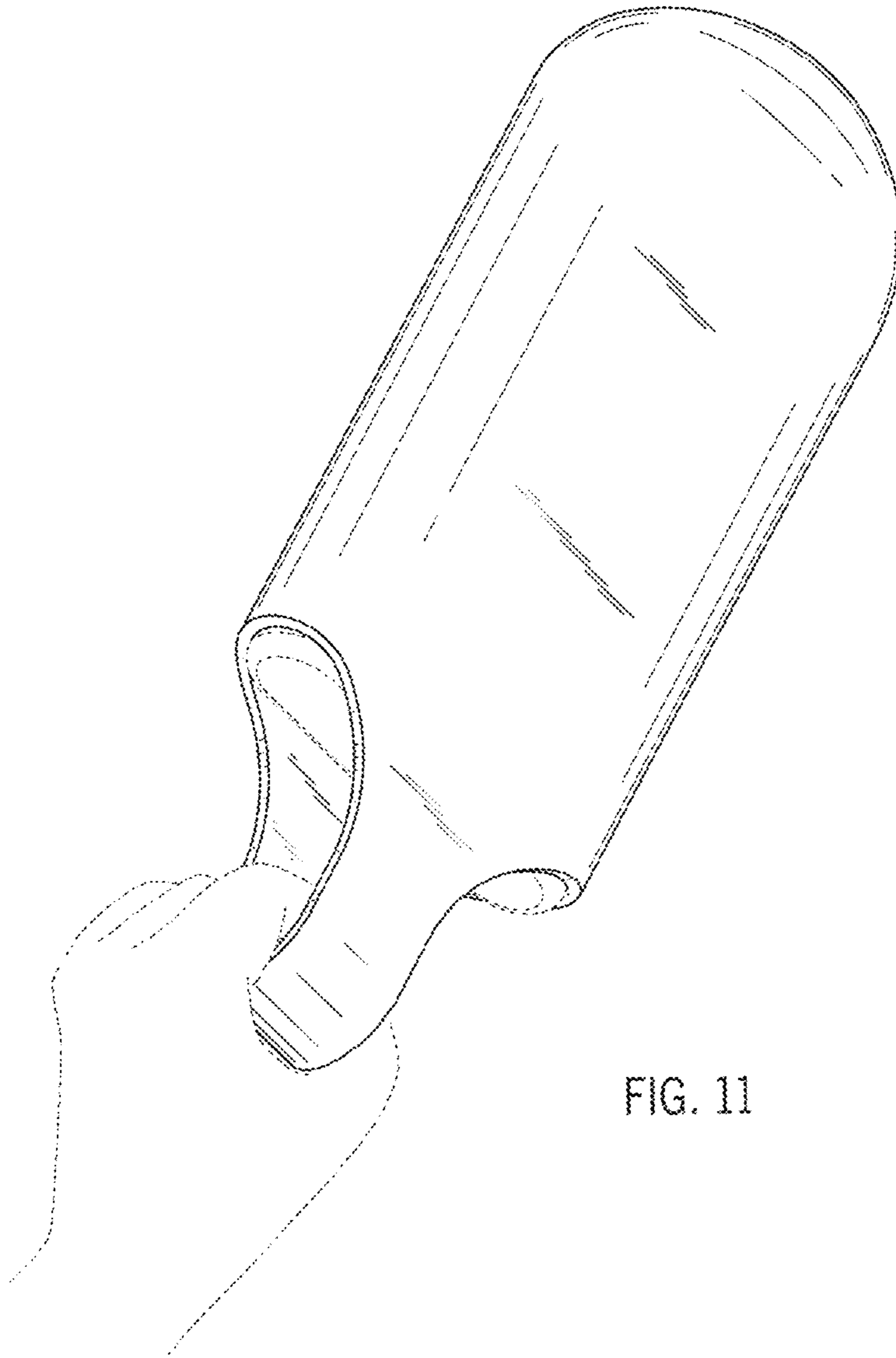


FIG. 11