



US00D808745S

(12) **United States Design Patent**
Mesnier

(10) **Patent No.:** **US D808,745 S**
(45) **Date of Patent:** **** Jan. 30, 2018**

(54) **CONDIMENT MILL**

(71) Applicant: **PSP, Quingey (FR)**

(72) Inventor: **Christian Mesnier, Quingey (FR)**

(73) Assignee: **PSP, Quingey (FR)**

(**) Term: **15 Years**

(21) Appl. No.: **29/575,191**

(22) Filed: **Aug. 23, 2016**

(30) **Foreign Application Priority Data**

Feb. 25, 2016 (EM) 003002740-0001

(51) **LOC (11) Cl.** **07-04**

(52) **U.S. Cl.**
USPC **D7/679**

(58) **Field of Classification Search**
USPC ... D7/300.1, 372-374, 381, 383, 384, 401.1,
D7/590-600, 679; D9/500, 503, 504,
D9/516, 549, 556, 559, 574, 575;
D27/102, 110, 126, 127, 129, 172, 175,
D27/184, 186, 194, 195

CPC .. A47J 42/00; A47J 42/04; A47J 42/14; A47J
42/18; A47J 42/24; A47J 42/34; A47J
42/42; A47J 42/46; A47J 43/06; A47J
43/25; A47J 43/255; A24C 5/40

See application file for complete search history.

(56) **References Cited**

U.S. PATENT DOCUMENTS

D12,791 S * 2/1882 Watson D7/598
D78,739 S * 6/1929 Flauder D7/591
D148,862 S * 3/1948 Kasin D7/591
D187,041 S * 1/1960 Strauss D7/597
D237,576 S * 11/1975 Cyren 241/168
D269,580 S * 7/1983 Bounds D7/679
D269,581 S * 7/1983 Bounds D7/679
D279,158 S * 6/1985 Bounds D7/591
D336,821 S * 6/1993 Ancona D7/596

D339,269 S * 9/1993 Ancona D7/596
D396,611 S * 8/1998 Huang D7/597
D406,497 S * 3/1999 Kibbe D7/679
D406,733 S * 3/1999 Kibbe D7/679
D406,991 S * 3/1999 Kibbe D7/679

(Continued)

OTHER PUBLICATIONS

Coroflot. Modern wood salt & pepper mills Tokyo for Peugeot by Nicolas Brouillac. Oct. 21, 2013 [earliest online date], [site visited Sep. 21, 2017]. Available from Internet, <URL:http://www.coroflot.com/nicolasbrouillac/Modern-wood-salt-n-pepper-mills-TOKYO-for-PEUGOT>. (Year: 2013).*

Primary Examiner — Robert M. Spear

Assistant Examiner — Darcey E Heflin

(74) *Attorney, Agent, or Firm* — Andrew W. Chu; Craft Chu PLLC

(57) **CLAIM**

The ornamental design for a condiment mill, as shown and described.

DESCRIPTION

FIG. 1 is an upper perspective view of the condiment mill showing my design;

FIG. 2 is a side elevation view thereof, an opposite side elevation view, a back elevation view, and a front elevation view being identical;

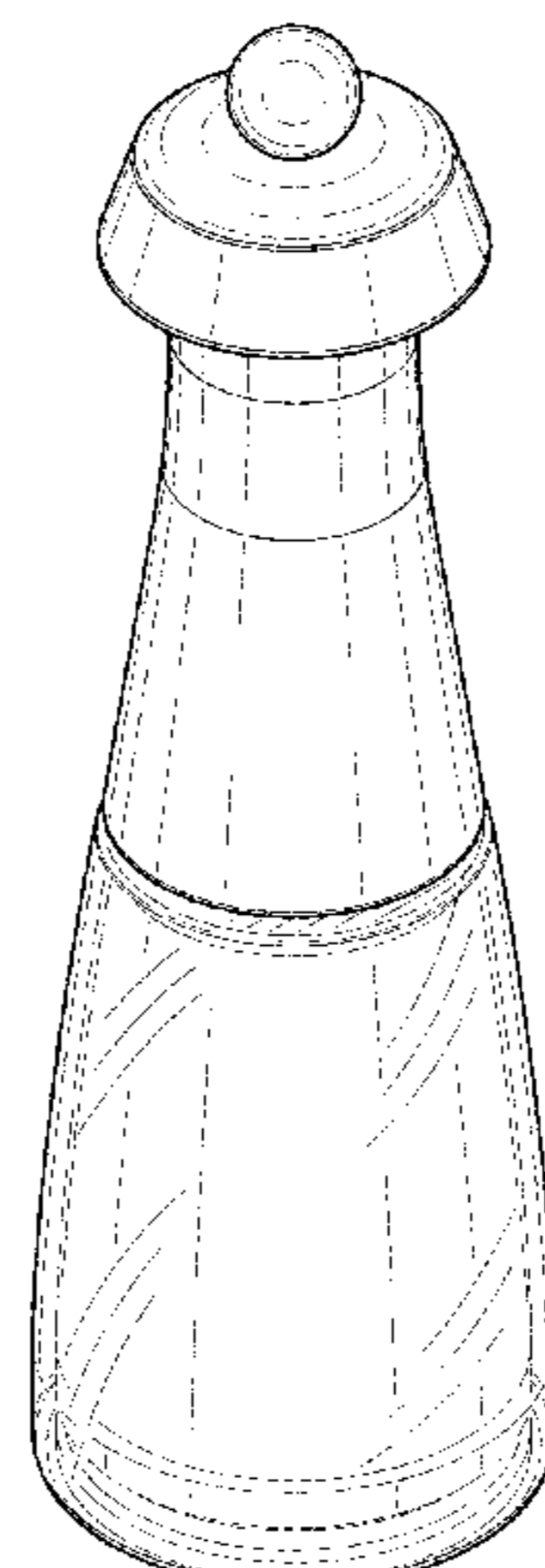
FIG. 3 is a top plan view thereof; and,

FIG. 4 is a bottom plan view thereof.

The condiment mill is a handheld device to contain spices and flavorings, such as salt and pepper. The bottom portion includes a transparent cover indicated by curved contour lines and an interior portion visible on an outside through the transparent cover.

In the drawings, the broken lines showing portions of a condiment mill depict environment and form no part of the claim.

1 Claim, 1 Drawing Sheet



(56)

References Cited

U.S. PATENT DOCUMENTS

D407,276 S * 3/1999 Kibbe D7/679
5,897,067 A * 4/1999 Tardif A47J 42/08
241/169.1
D428,772 S * 8/2000 Kibbe D7/596
D473,466 S * 4/2003 Biesecker D7/615
D628,025 S 11/2010 Arn
D628,026 S 11/2010 Arn
D630,477 S 1/2011 Thornton
D630,906 S 1/2011 Wen
D652,270 S * 1/2012 Kielwein, Jr. D7/679
D773,257 S * 12/2016 Aubry D7/679

* cited by examiner

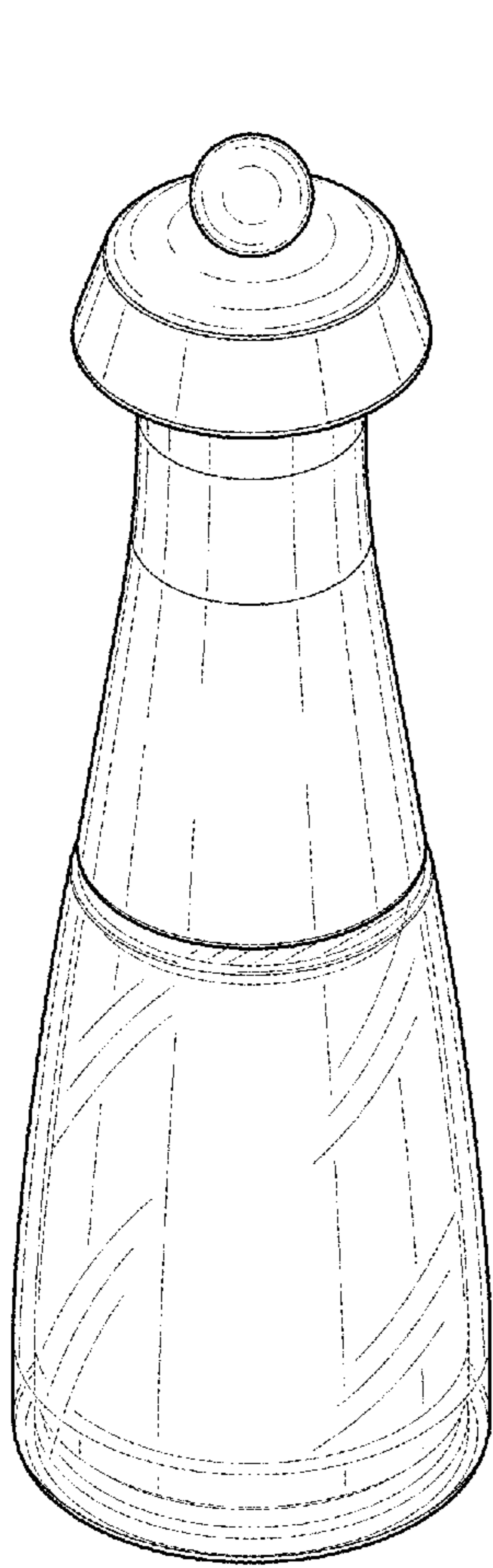


FIG. 1

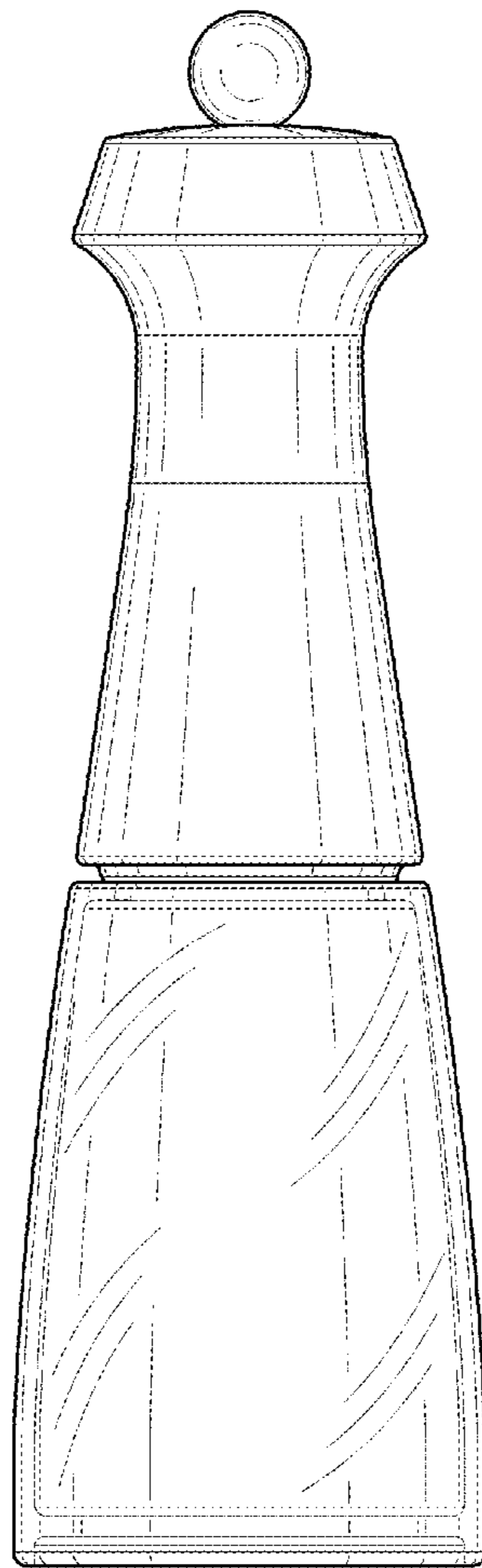


FIG. 2

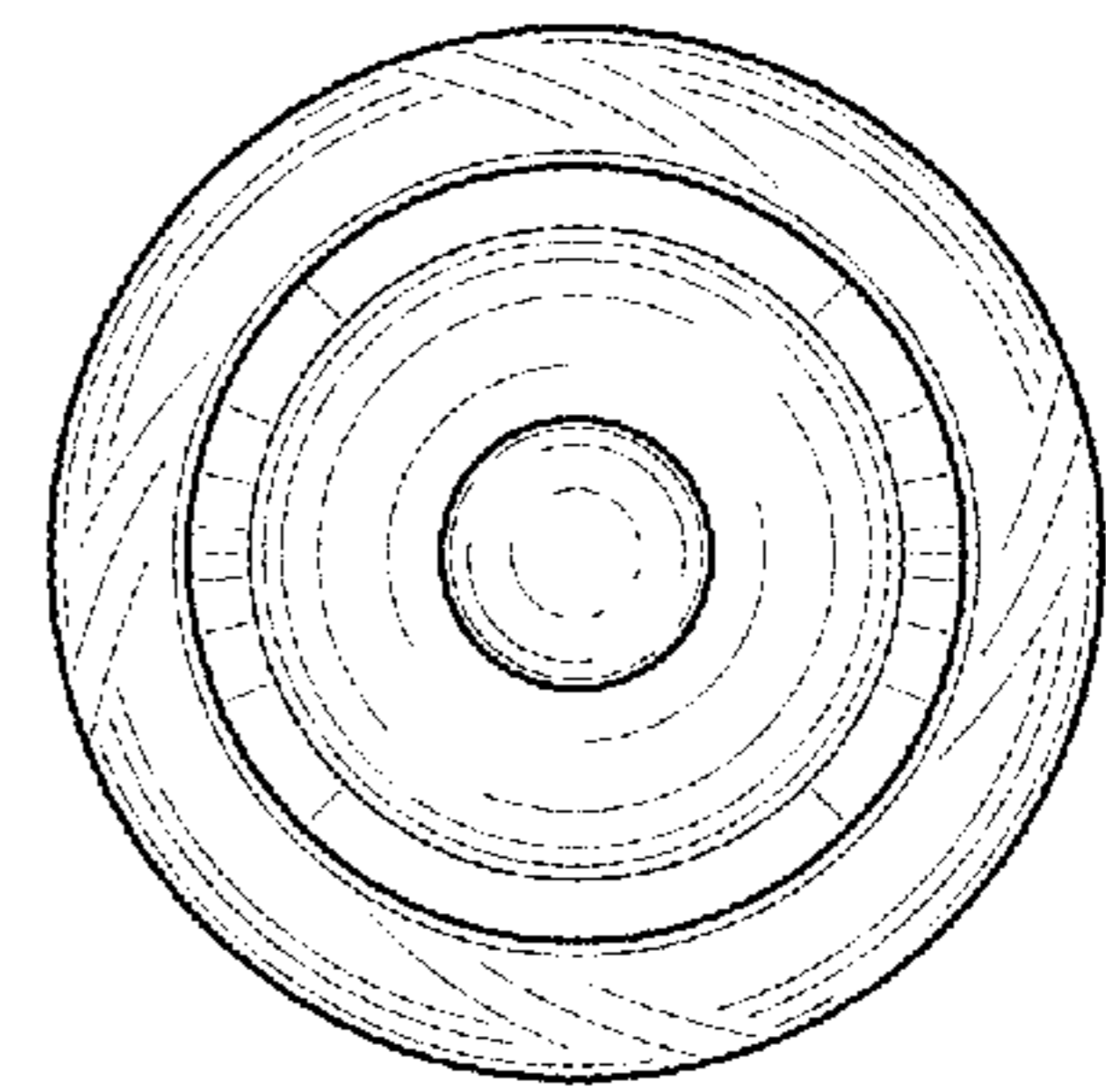


FIG. 3

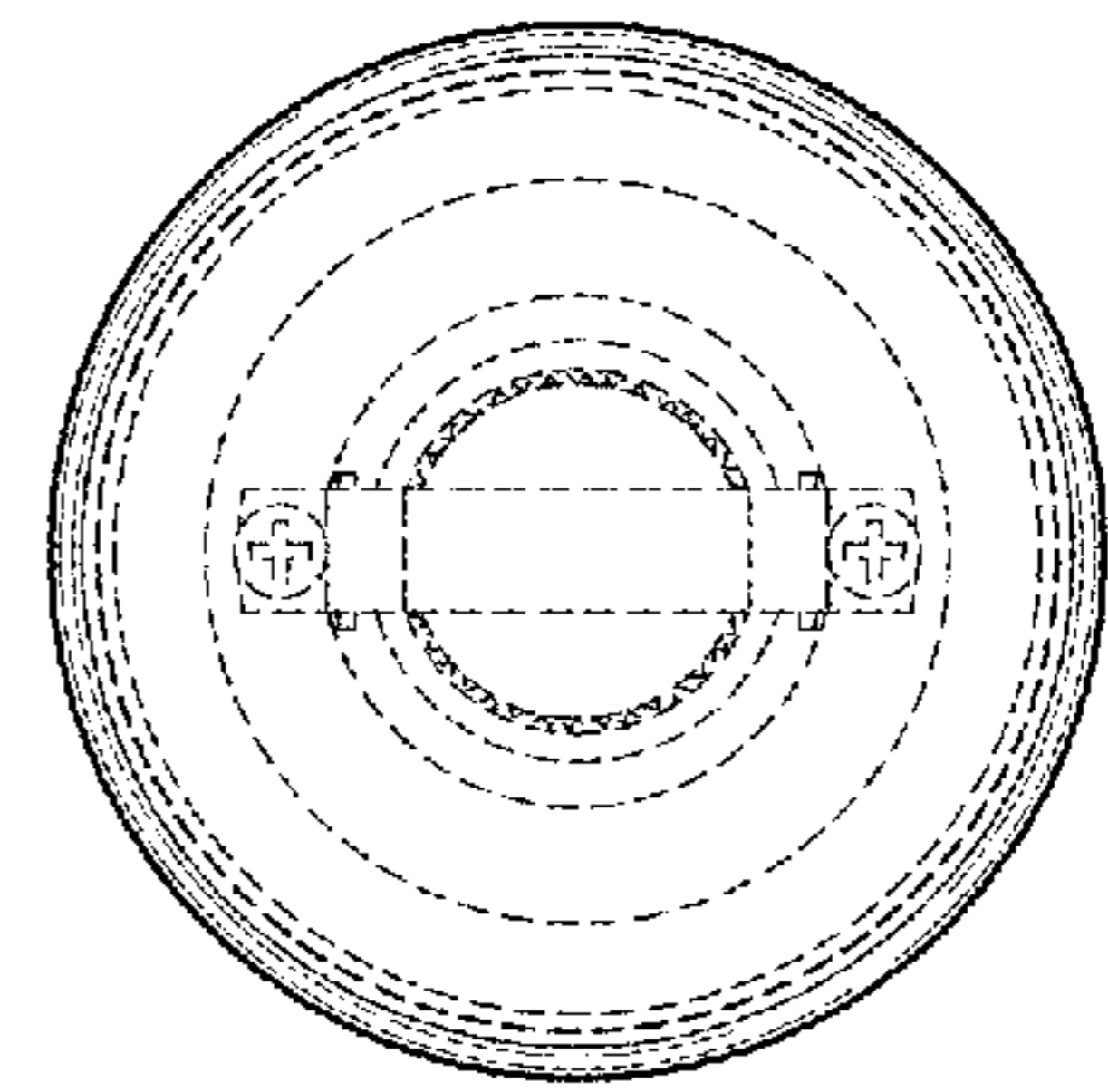


FIG. 4