



US00D808740S

(12) **United States Design Patent**
Hennessy

(10) **Patent No.:** **US D808,740 S**
(45) **Date of Patent:** **** Jan. 30, 2018**

- (54) **BEVERAGE CUP SLEEVE**
- (71) Applicant: **SummerSkates Limited**, Newmarket (CA)
- (72) Inventor: **Kevin Hennessy**, Newmarket (CA)
- (73) Assignee: **SummerSkates Limited**, Newmarket, Ontario (CA)

- 4,771,911 A 9/1988 Morony et al.
- D301,821 S 6/1989 Bartolo
- 5,316,141 A 5/1994 Jalomo
- 6,059,140 A 5/2000 Hicks
- D442,833 S 5/2001 Shuman
- 6,357,253 B1 3/2002 Condy
- D455,052 S 4/2002 Gullickson et al.
- 6,986,436 B2* 1/2006 Smith B65D 25/36
220/660
- D589,757 S 4/2009 Mancha et al.
(Continued)

- (**) Term: **15 Years**
- (21) Appl. No.: **29/540,599**
- (22) Filed: **Sep. 25, 2015**

- (30) **Foreign Application Priority Data**
Sep. 21, 2015 (CA) 164480
- (51) **LOC (11) Cl.** **09-01**
- (52) **U.S. Cl.**
USPC **D7/624.2**
- (58) **Field of Classification Search**
USPC D7/507, 601, 602, 607, 608, 619.1,
D7/624.1-624.3, 701, 703, 708; D3/202;
211/41.2, 57.1, 59.2, 66, 74, 94.01, 181.1,
211/189; 248/220.41, 303, 312.1;
D9/711
CPC A47B 55/00; A47B 55/02; A47B 73/00;
A47B 73/002; A47B 73/004; A47B
73/006; A47B 73/008; A47B 69/00;
A47G 23/0266; A47J 47/16
See application file for complete search history.

- (56) **References Cited**
U.S. PATENT DOCUMENTS
3,285,455 A 11/1966 Pewitt
4,344,303 A 8/1982 Kelly et al.
4,383,422 A 5/1983 Gordon et al.
D276,119 S 10/1984 Heweston
4,540,611 A 9/1985 Henderson
D287,305 S 12/1986 Brown
4,745,776 A 5/1988 Clark

OTHER PUBLICATIONS

Photograph made available online on www.twitter.com on Mar. 26, 2014. 1 page.

Primary Examiner — Keli L Hill
(74) *Attorney, Agent, or Firm* — Faegre Baker Daniels LLP

(57) **CLAIM**

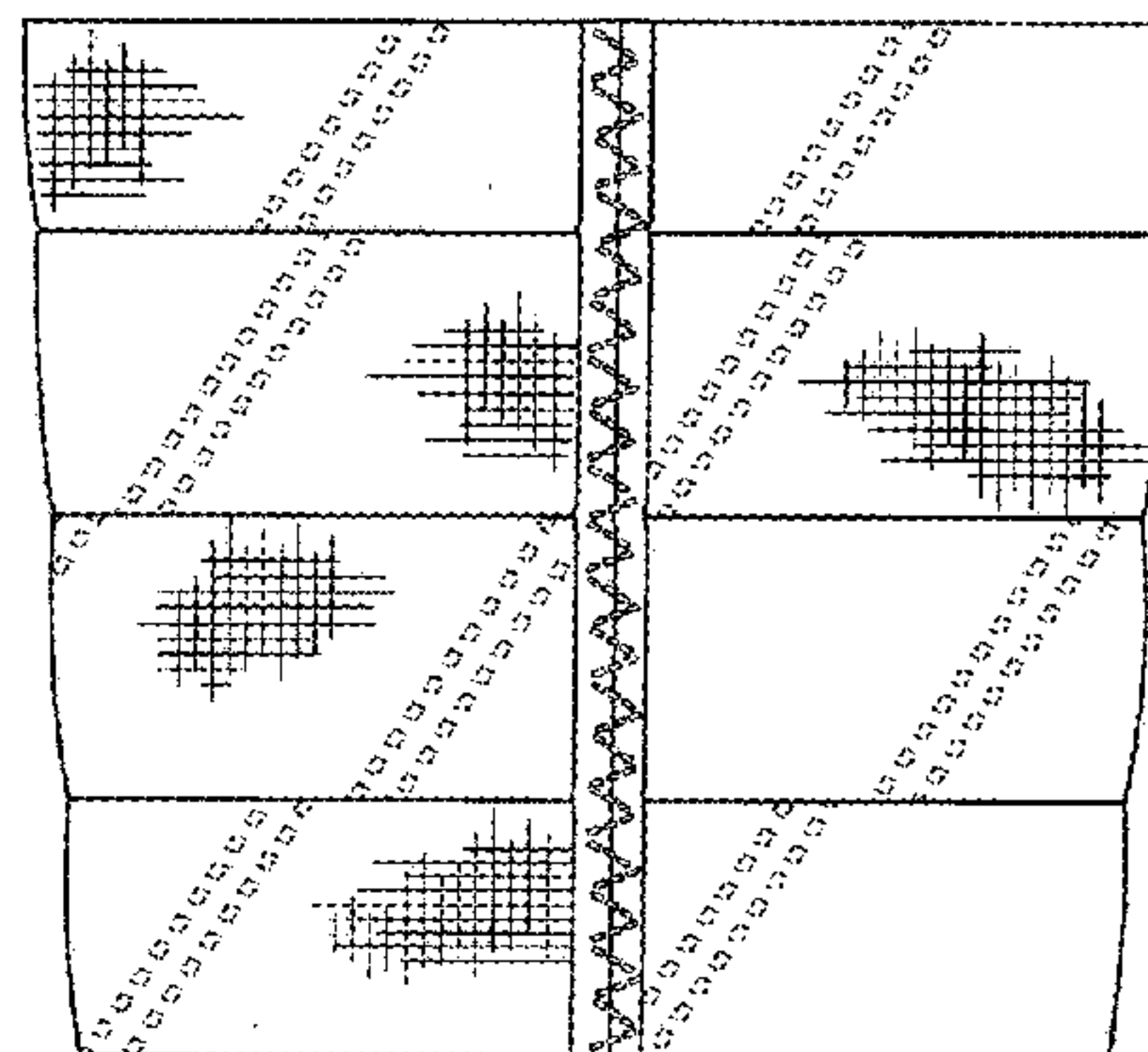
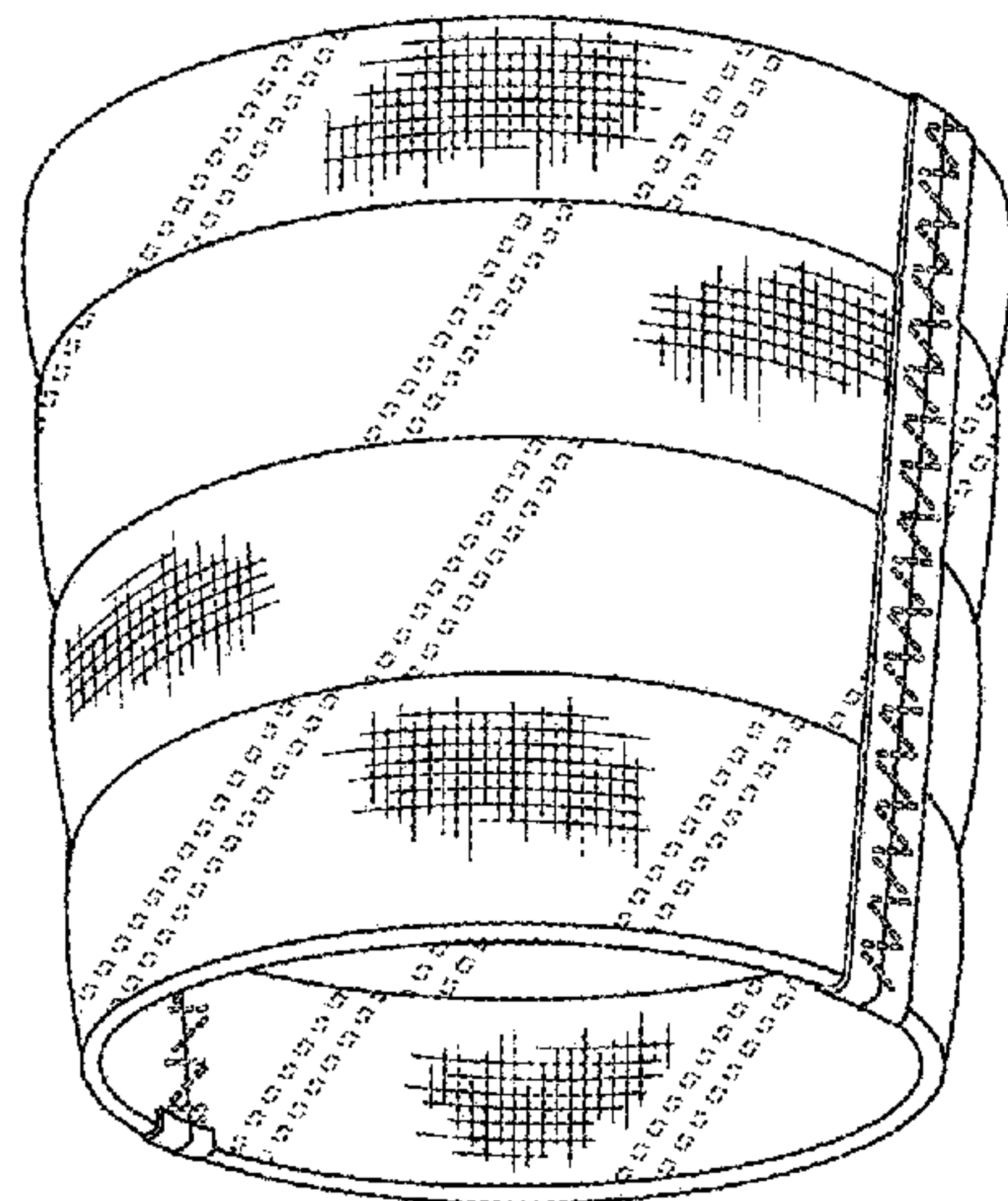
The ornamental design for a beverage cup sleeve, as shown and described.

DESCRIPTION

FIG. 1 is a perspective view of the beverage cup sleeve; FIG. 2 is a front plan view of the beverage cup sleeve from FIG. 1; FIG. 3 is a rear plan view of the beverage cup sleeve from FIG. 1; FIG. 4 is a first side plan view of the beverage cup sleeve from FIG. 1; FIG. 5 is a second side plan view of the beverage cup sleeve from FIG. 1; FIG. 6 is a top plan view of the beverage cup sleeve from FIG. 1; and, FIG. 7 is a bottom plan view of the beverage cup sleeve from FIG. 1.

The portions of the article shown in broken lines do not form part of the design.

1 Claim, 4 Drawing Sheets



(56)

References Cited

U.S. PATENT DOCUMENTS

D618,962 S *	7/2010	Liming	D7/396.2
D650,634 S *	12/2011	Hodge	D7/523
D659,384 S	5/2012	January	
D664,008 S *	7/2012	Welch	D7/606
D675,880 S	2/2013	Welch	
D680,323 S	4/2013	Phillips et al.	
D691,368 S	10/2013	Curran-Blaney et al.	
D697,709 S	1/2014	Klüsener	
D727,688 S	4/2015	Hewitt et al.	
D752,397 S	3/2016	Seiders et al.	
D766,554 S *	9/2016	Doak	D2/916
D776,917 S *	1/2017	Hennessy	D3/218
D781,112 S *	3/2017	Hennessy	D7/624.2
D787,166 S *	5/2017	Doak	D2/916
2001/0027979 A1	10/2001	Canfield	
2008/0017654 A1	1/2008	Chu	
2012/0024875 A1 *	2/2012	Zerda	B65D 81/3886 220/739

* cited by examiner

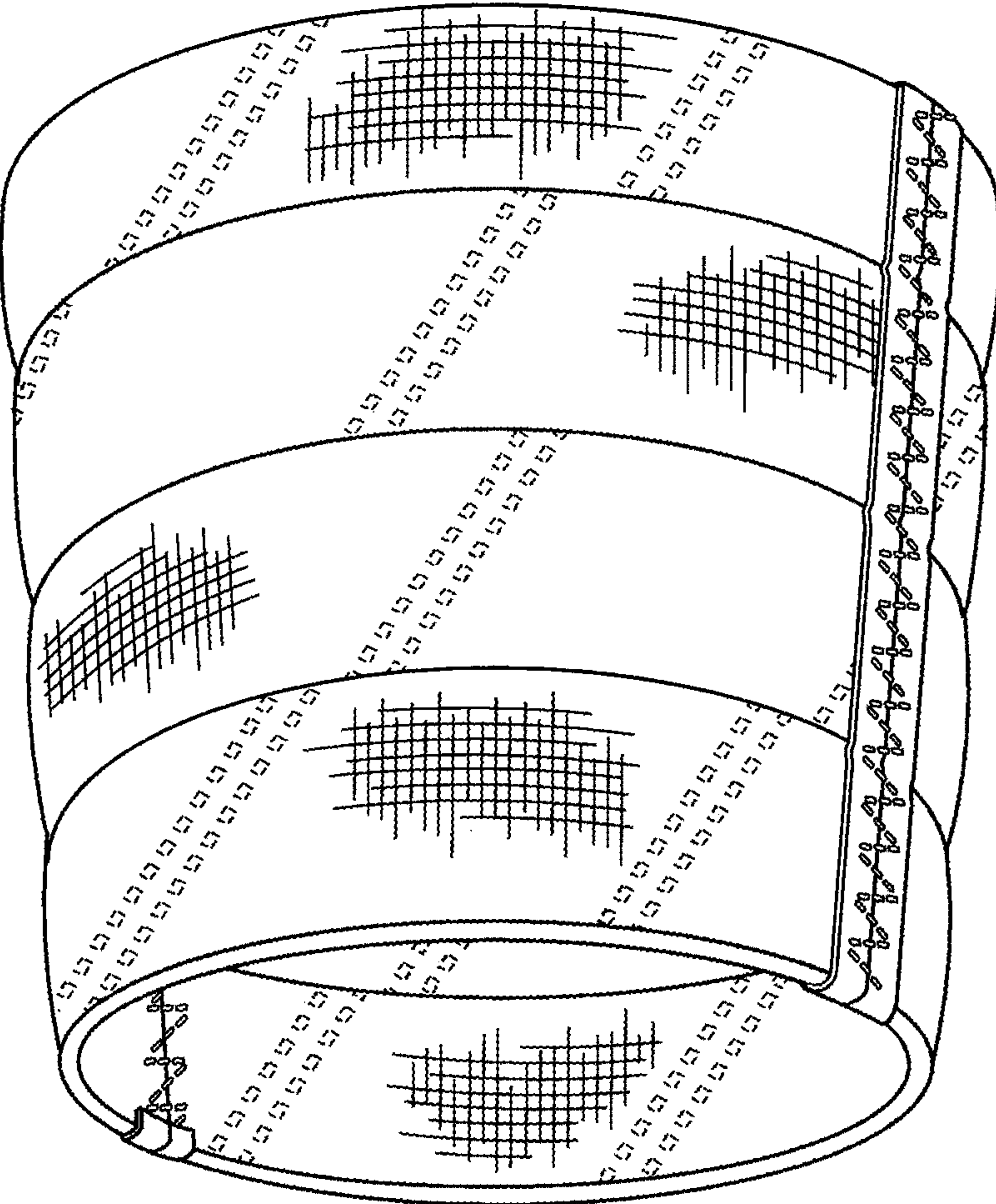


Fig. 1

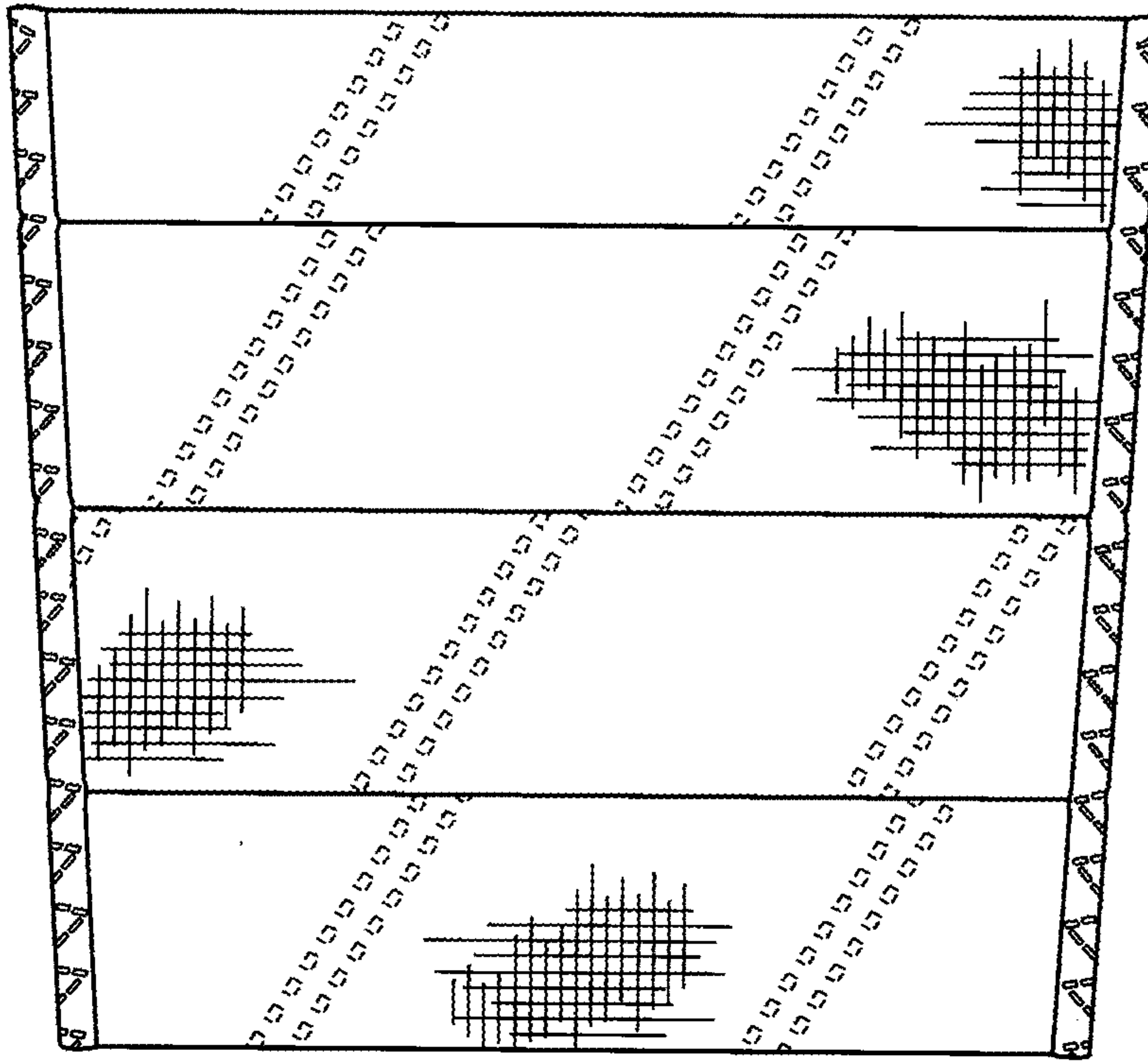


Fig. 2

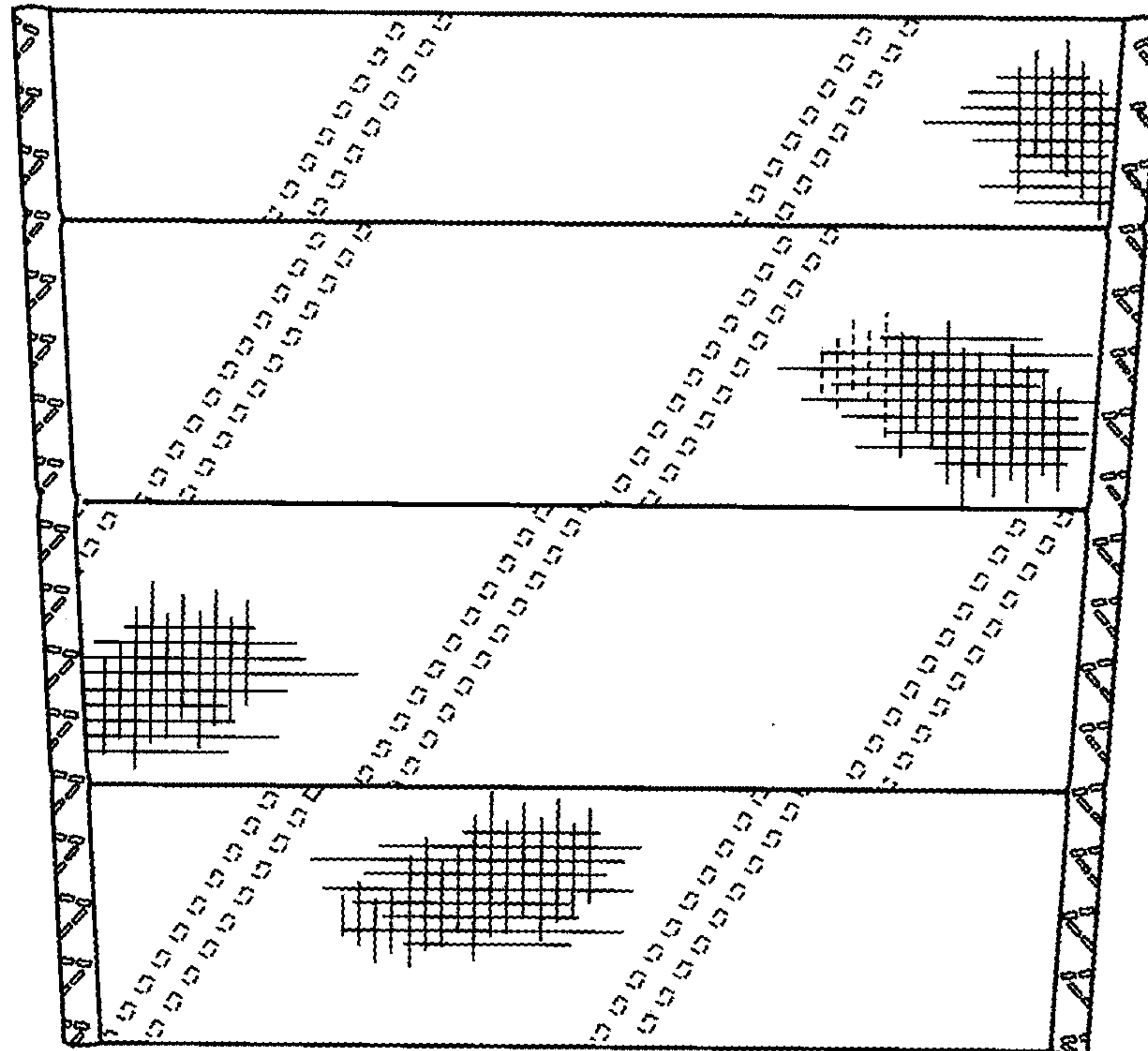


Fig. 3

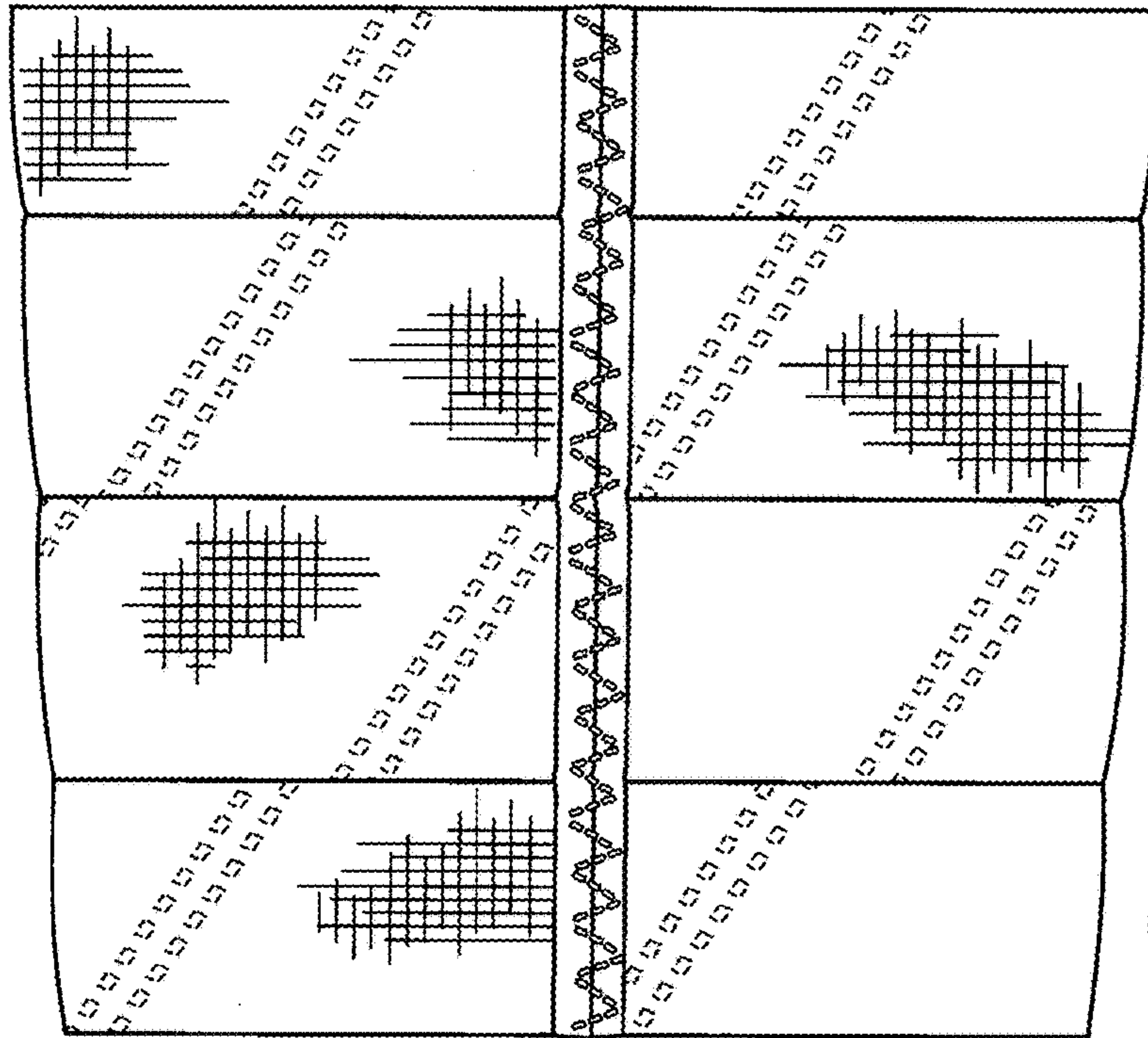


Fig. 4

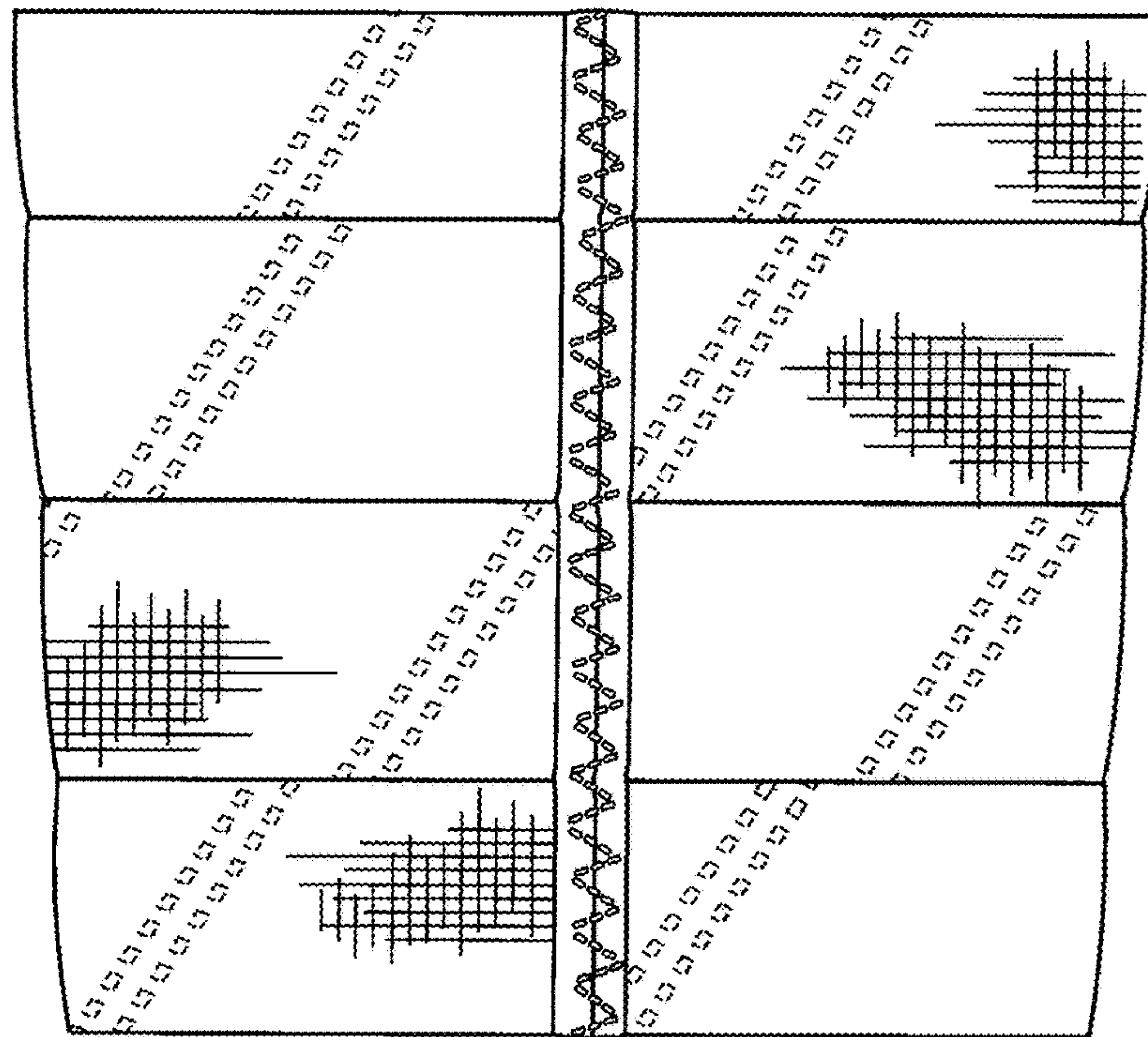


Fig. 5

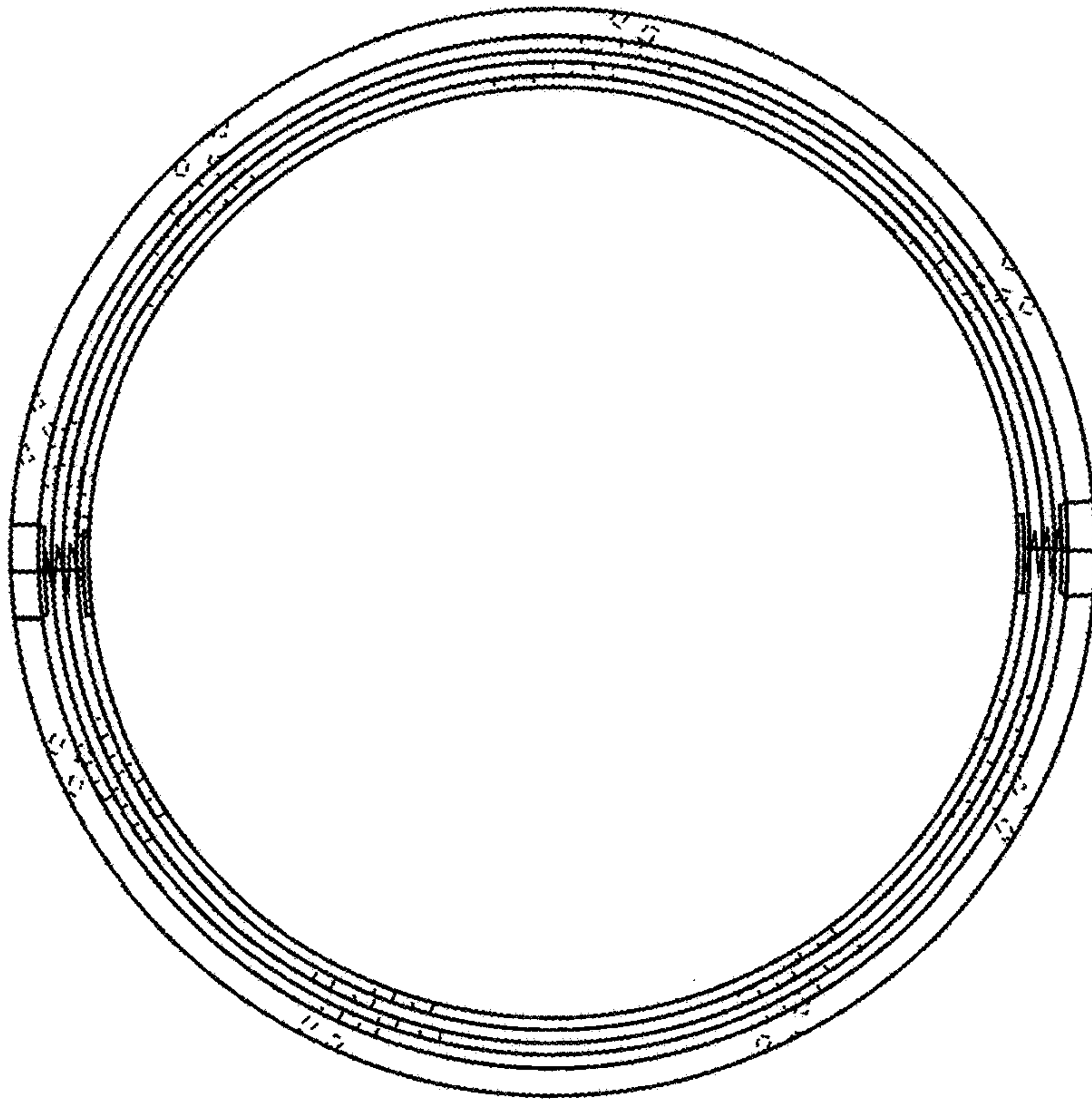


Fig. 6

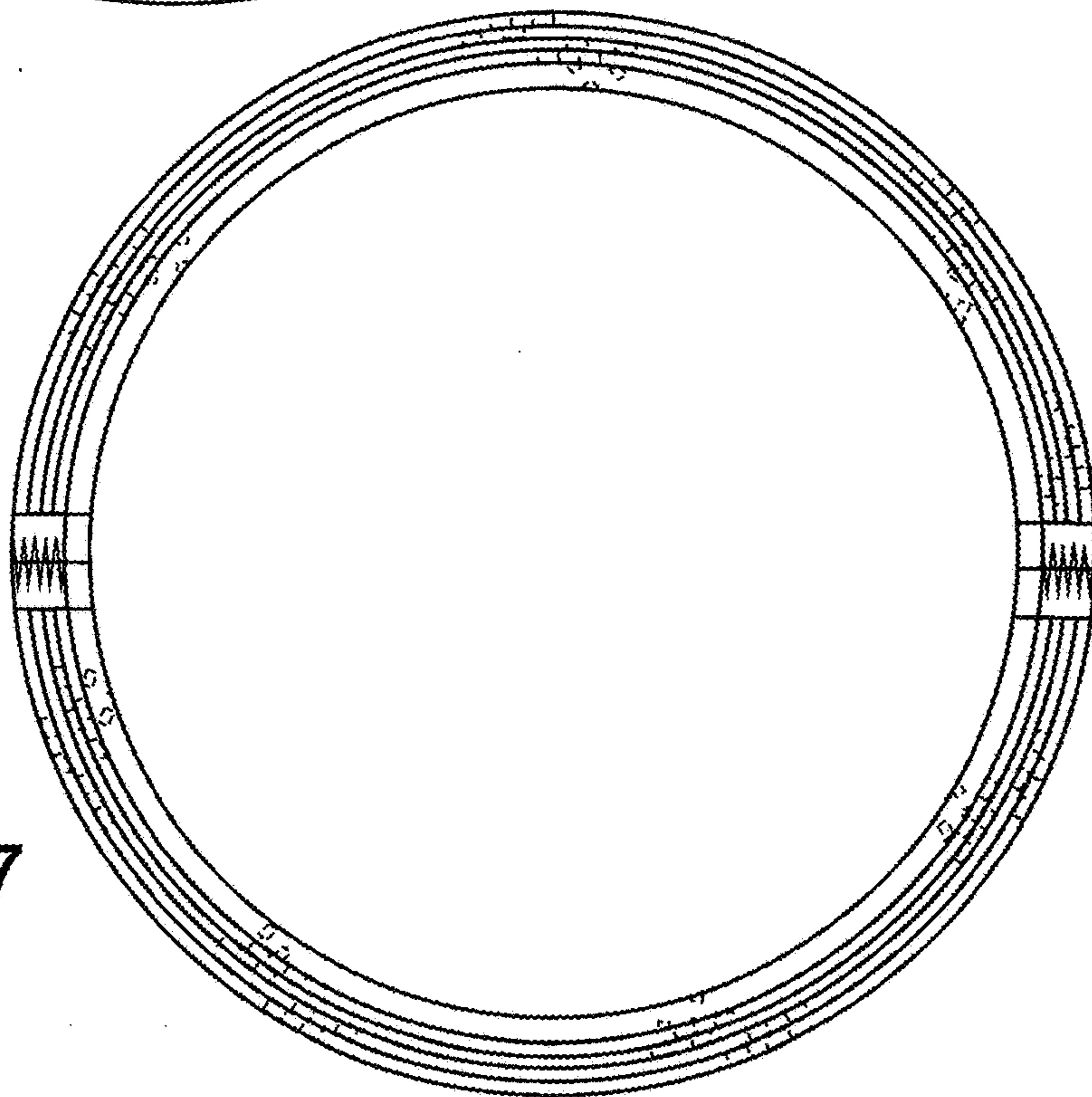


Fig. 7