



US00D808728S

(12) **United States Design Patent** (10) **Patent No.:** **US D808,728 S**
Goodman et al. (45) **Date of Patent:** **** Jan. 30, 2018**

- (54) **NAPKIN HOLDER**
- (71) Applicant: **Spectrum Diversified Designs, Inc.**,
Streetsboro, OH (US)
- (72) Inventors: **Sheldon H. Goodman**, Solon, OH
(US); **Phaysouk Xayoiphonh**, Akron,
OH (US)
- (73) Assignee: **Spectrum Diversified Designs, LLC**,
Streetsboro, OH (US)
- (**) Term: **15 Years**
- (21) Appl. No.: **29/543,789**
- (22) Filed: **Oct. 28, 2015**
- (51) **LOC (11) Cl.** **07-01**
- (52) **U.S. Cl.**
USPC **D7/601**
- (58) **Field of Classification Search**
USPC D3/306; D6/566-574; D7/631,
D7/637-641; D19/75, 81-86, 90, 92;
211/41.4, 70.7, 85.31, 90.03, 106, 126.8,
211/126.9, 133.2, 133.5; 220/485-488,
220/491; 248/37.3, 37.6, 153, 175
CPC .. A47F 7/00; A47F 7/14; A47G 21/00; A47G
21/16; G09F 1/14
See application file for complete search history.

D316,114 S *	4/1991	Hwang	D19/75
D450,543 S *	11/2001	Hannum	D7/631
6,393,749 B1 *	5/2002	Haupt	A47G 21/16 40/725
D584,572 S *	1/2009	Goodman	D7/631
D645,671 S *	9/2011	Goodman	D6/362
D688,903 S *	9/2013	Goodman	D6/675.5
2005/0161464 A1 *	7/2005	Fiola	A47G 21/16 221/33

OTHER PUBLICATIONS

Crate & Barrel Bendt Wire Napkin Holder, announced 2015, [online], site visited Jan. 22, 2017. Available from Internet, <URL: <http://www.crateandbarrel.com>>.*

* cited by examiner

Primary Examiner — Derrick Holland
Assistant Examiner — Janice Patyk

(74) *Attorney, Agent, or Firm* — Benesch, Friedlander,
Coplan & Aronoff LLP

(57) **CLAIM**

The ornamental design for a napkin holder, as shown and described.

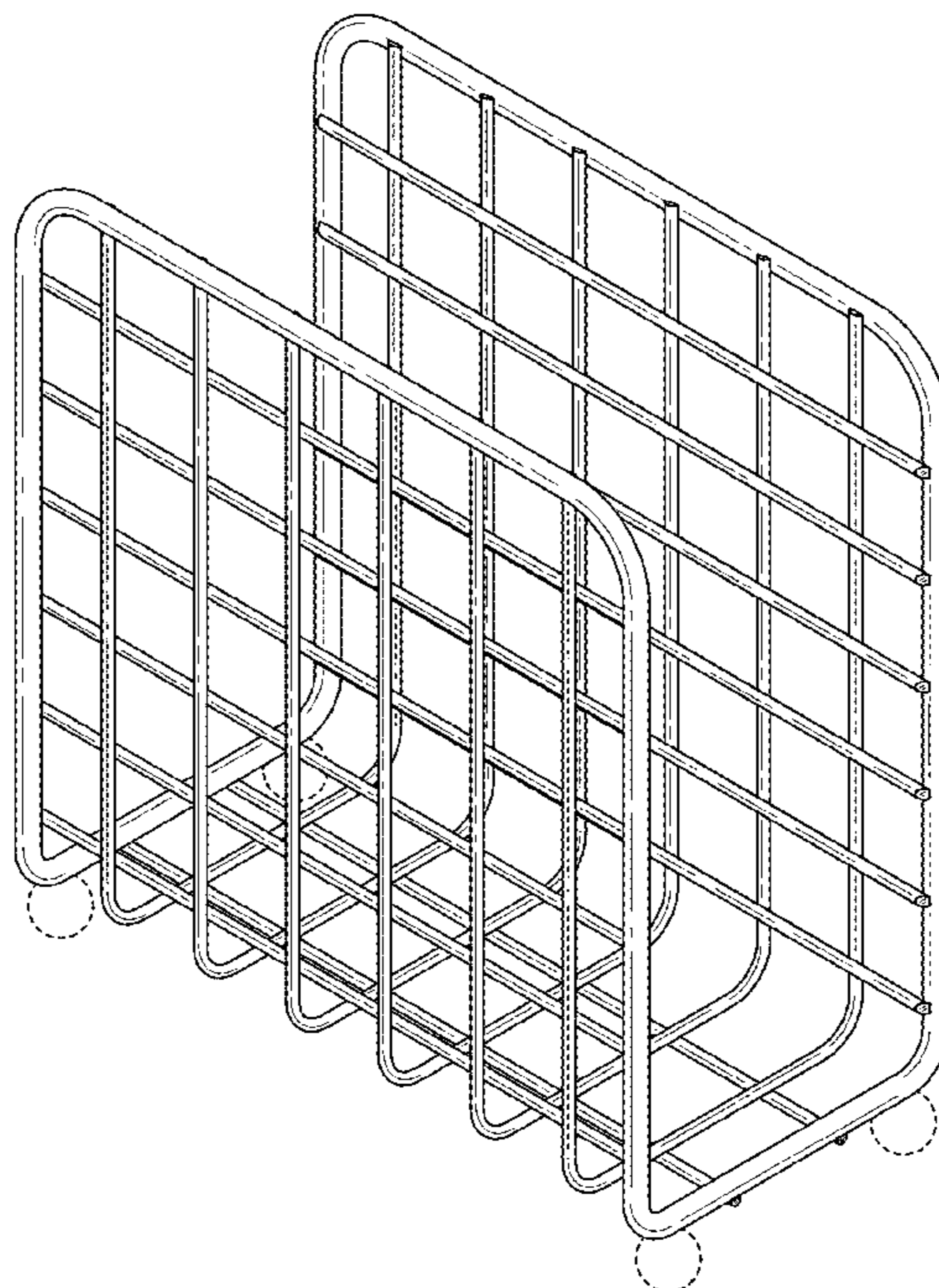
DESCRIPTION

FIG. 1 is a perspective view of a napkin holder, showing our new design;
FIG. 2 is a front view of the napkin holder of FIG. 1;
FIG. 3 is a side view of the napkin holder of FIG. 1;
FIG. 4 is a top view of the napkin holder of FIG. 1; and,
FIG. 5 is a bottom view of the napkin holder of FIG. 1.
The broken line portions show unclaimed subject matter only and form no part of the claimed design.

1 Claim, 4 Drawing Sheets

(56) **References Cited**
U.S. PATENT DOCUMENTS

D167,809 S *	9/1952	Roop	D7/631
D182,443 S *	4/1958	Sherman	D19/90
D231,137 S *	4/1974	Juhlin	D19/90



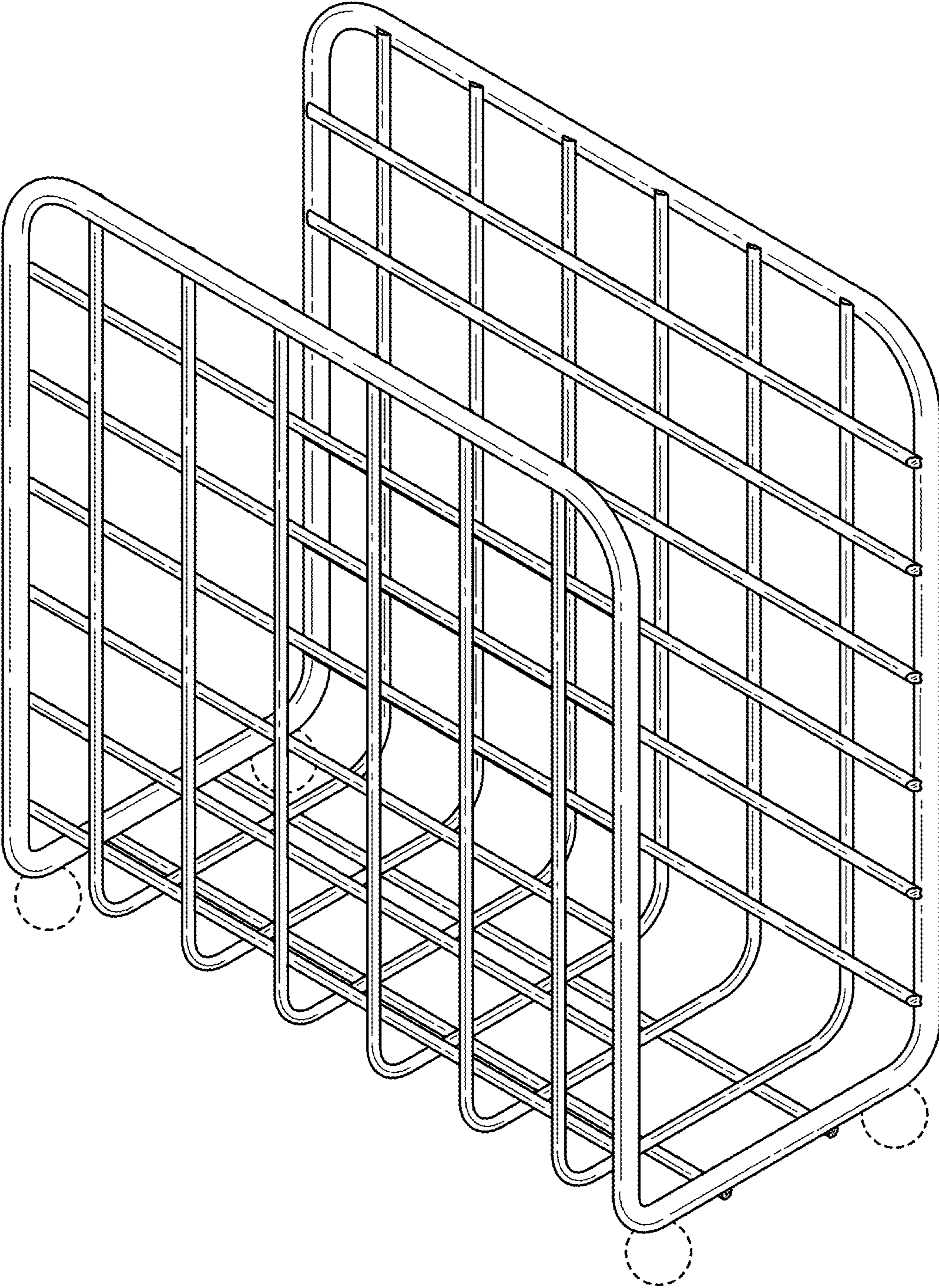


FIG. 1

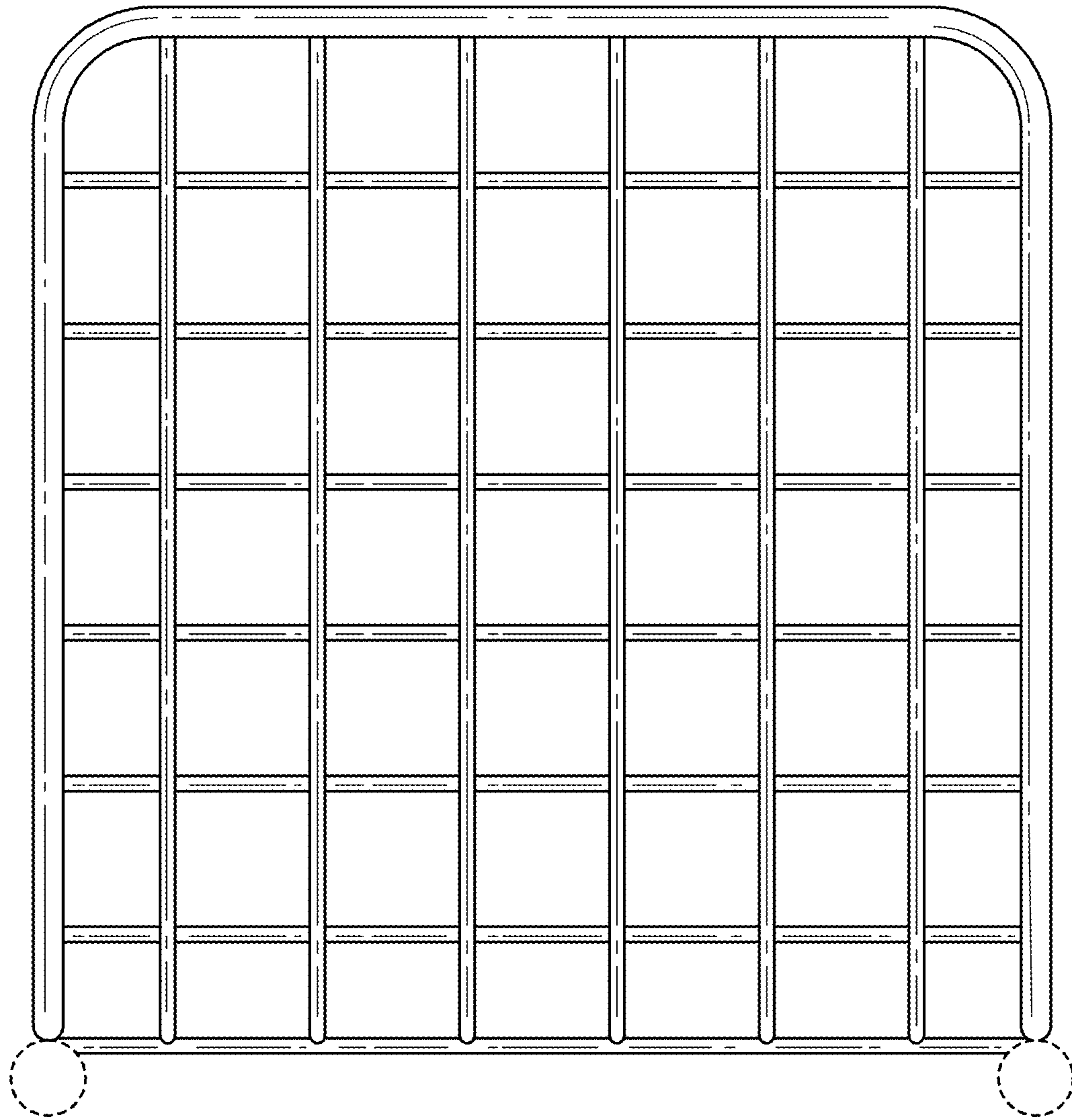


FIG. 2




FIG. 3




FIG. 4

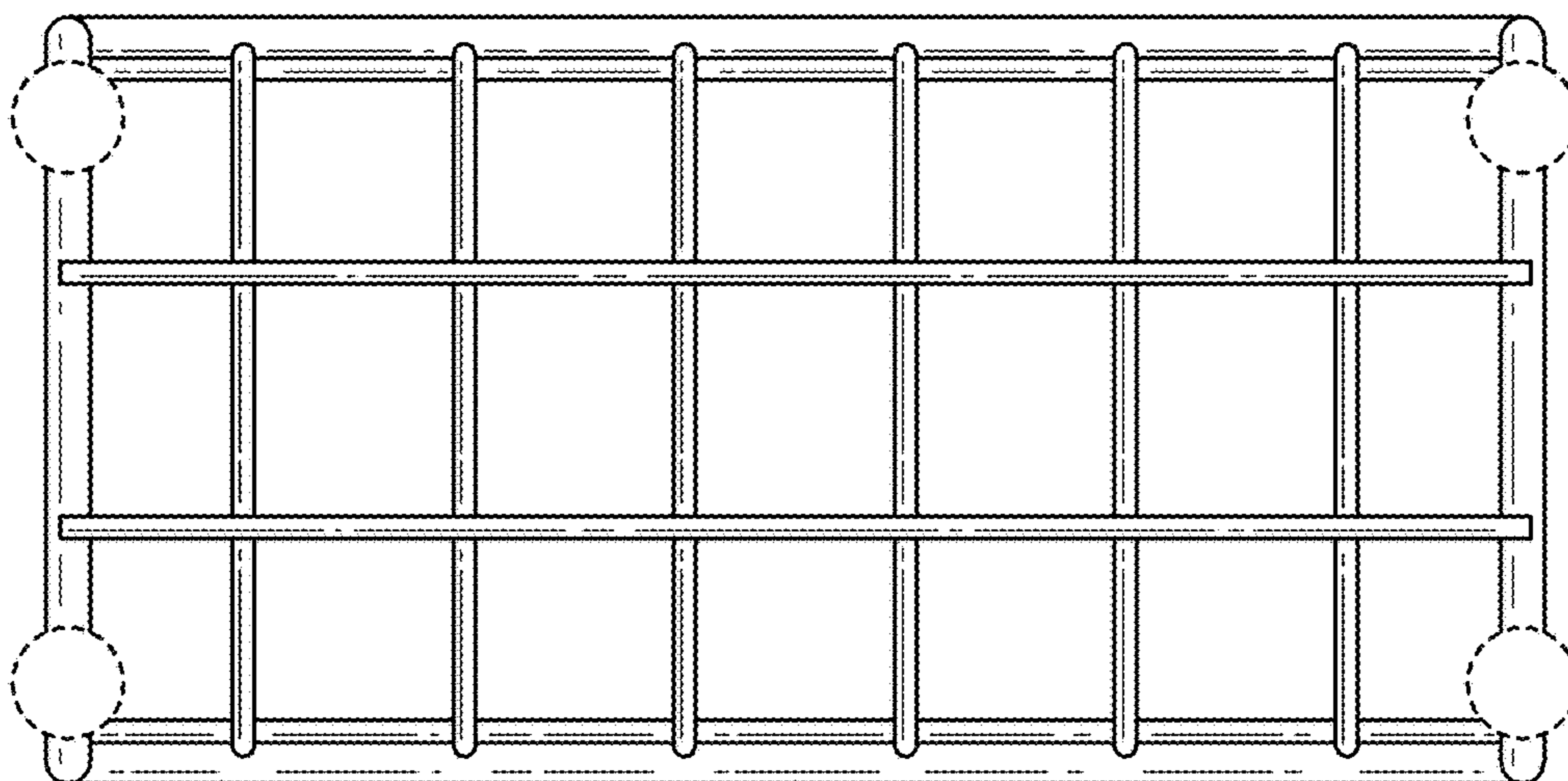


FIG. 5