



US00D808710S

(12) **United States Design Patent**
Goodman et al.

(10) **Patent No.:** **US D808,710 S**
(45) **Date of Patent:** **** Jan. 30, 2018**

- (54) **TRIVET**
- (71) Applicant: **Spectrum Diversified Designs, LLC**,
Streetsboro, OH (US)
- (72) Inventors: **Aaron D. Goodman**, Beachwood, OH
(US); **Phaysouk Xayoiphonh**, Akron,
OH (US)
- (73) Assignee: **Spectrum Diversified Designs, LLC**,
Streetsboro, OH (US)
- (**) Term: **15 Years**
- (21) Appl. No.: **29/554,742**
- (22) Filed: **Feb. 15, 2016**
- (51) **LOC (11) Cl.** **07-99**
- (52) **U.S. Cl.**
USPC **D7/388**
- (58) **Field of Classification Search**
USPC D7/388, 409; D34/38
CPC A47J 37/00; F24C 15/16
See application file for complete search history.

D263,919 S *	4/1982	Anderson, Jr.	D7/388
D267,386 S *	12/1982	Kneale, III	D34/38
D322,182 S *	12/1991	Corsile	D6/701
D416,442 S *	11/1999	Gilchrist	D7/388
D459,050 S *	6/2002	Meyer	D34/38
D508,300 S *	8/2005	O'Dell	D34/38
D538,100 S *	3/2007	Dodge	D7/388
D546,119 S *	7/2007	Dodge	D7/388
D708,895 S *	7/2014	Hoyord	D7/388
D789,147 S *	6/2017	Nilssen	D7/409

* cited by examiner

Primary Examiner — Marianne Pandozzi
(74) *Attorney, Agent, or Firm* — Benesch, Friedlander,
Coplan & Aronoff LLP

(57) **CLAIM**

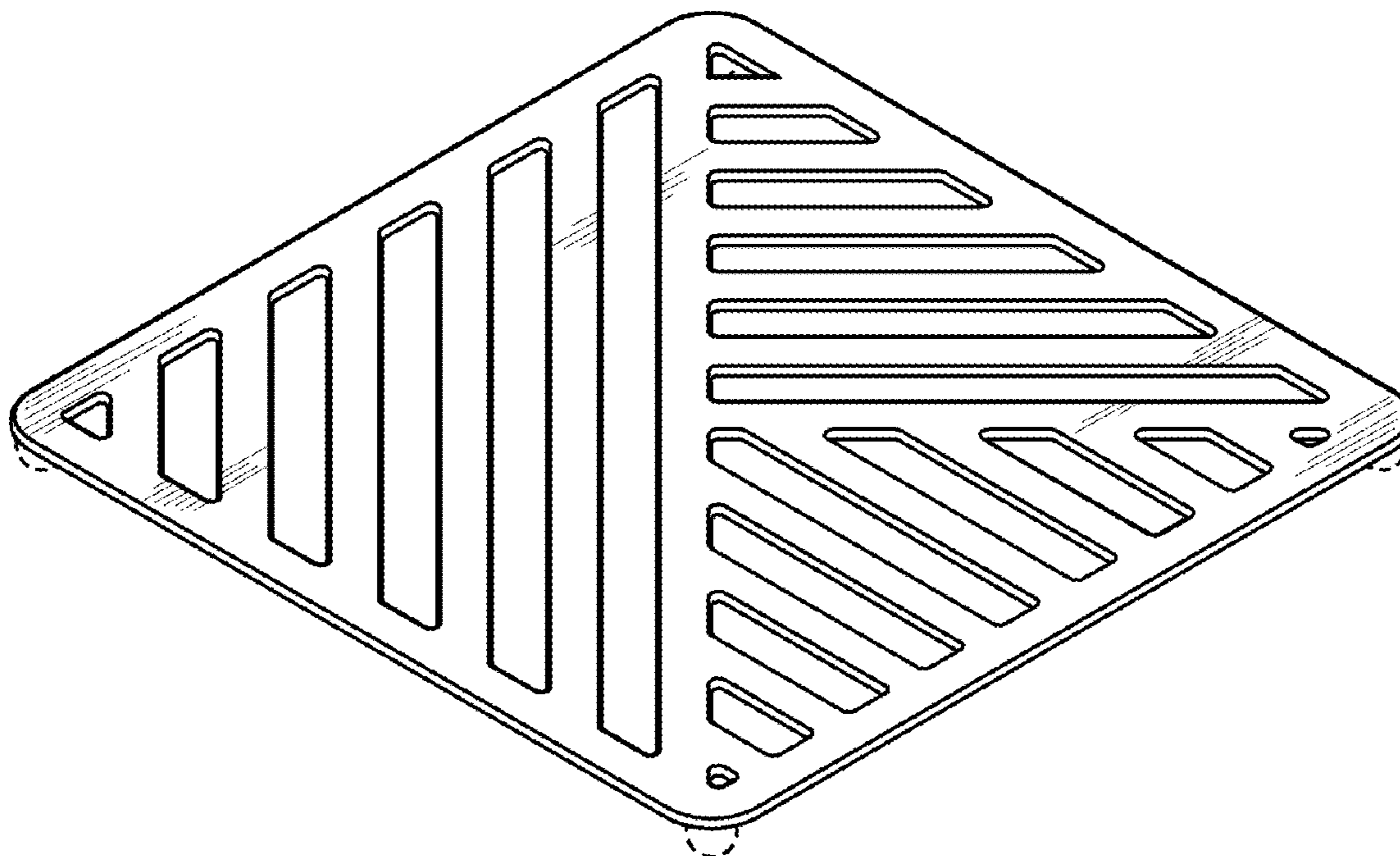
What is claimed is the ornamental design for a trivet, as shown and described.

DESCRIPTION

FIG. 1 is a perspective view of a trivet showing a new design;
FIG. 2 is a top view of the trivet of FIG. 1;
FIG. 3 is a side view of the trivet of FIG. 1;
FIG. 4 is a front view of the trivet of FIG. 1; and,
FIG. 5 is a bottom view of the trivet of FIG. 1.
The broken lines in the drawing depict portions of the trivet that form no part of the claimed design.

1 Claim, 2 Drawing Sheets

- (56) **References Cited**
U.S. PATENT DOCUMENTS
D157,480 S * 2/1950 Foss D7/388
D246,883 S * 1/1978 Di Ruscio D7/388



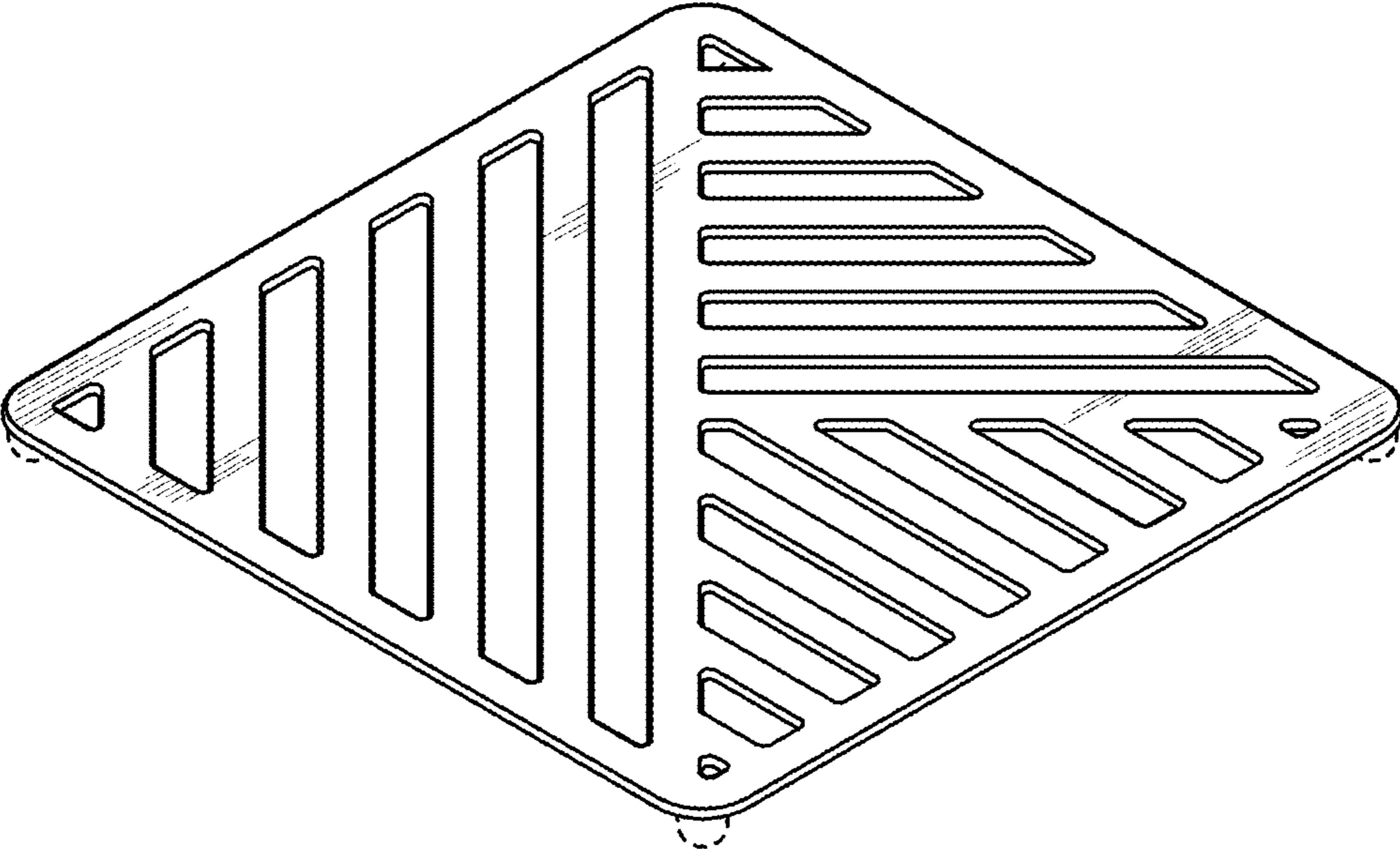


FIG. 1

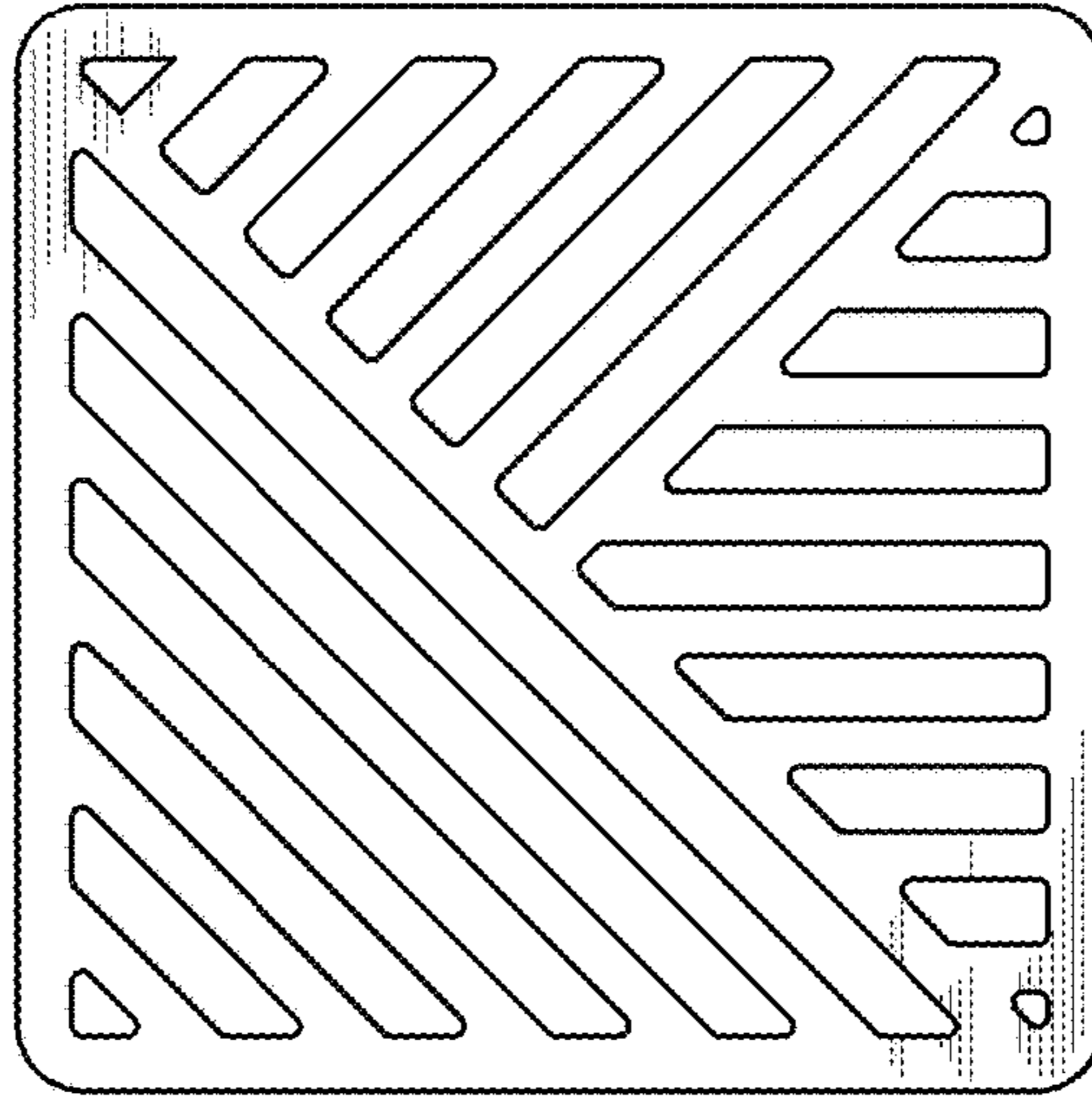


FIG. 2




FIG. 3

FIG. 4

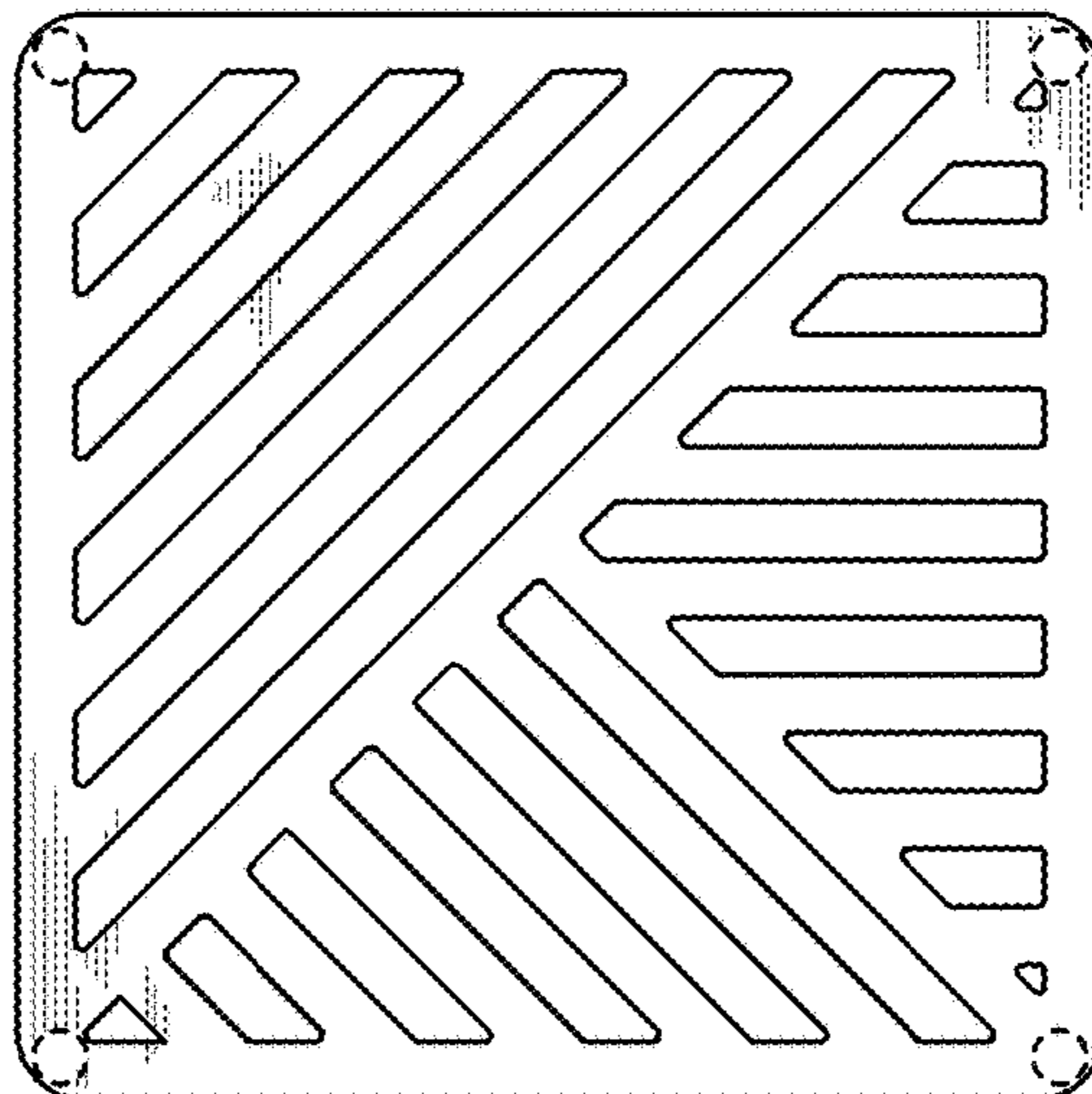


FIG. 5