



US00D808697S

(12) **United States Design Patent**
Heckler

(10) **Patent No.:** **US D808,697 S**

(45) **Date of Patent:** **** Jan. 30, 2018**

(54) **ACCESSORY SHELF FOR AUDIO VISUAL
CART**

(71) Applicant: **Hecktech, Inc.**, Phoenix, AZ (US)

(72) Inventor: **Dean Heckler**, Phoenix, AZ (US)

(73) Assignee: **Hecktech, Inc.**, Phoenix, AZ (US)

(**) Term: **15 Years**

(21) Appl. No.: **29/592,888**

(22) Filed: **Feb. 3, 2017**

(51) **LOC (11) Cl.** **06-06**

(52) **U.S. Cl.**
USPC **D6/705**

(58) **Field of Classification Search**
USPC D6/553, 572-574, 672, 704, 705, 706,
D6/707
CPC A47B 43/00; A47B 57/00; A47B 57/30;
A47B 81/062; A47B 63/06
See application file for complete search history.

(56) **References Cited**

U.S. PATENT DOCUMENTS

D274,363 S *	6/1984	Brownlee, Jr.	D25/68
D288,504 S *	3/1987	Wright	D6/704
D293,530 S *	1/1988	Wright	D6/704
D316,710 S *	5/1991	Drake	D14/447
D330,090 S *	10/1992	Walter	D26/51
D330,892 S *	11/1992	Hassel	D14/457
D344,423 S *	2/1994	Pate	D25/119
D344,652 S *	3/1994	Hatcher	D6/704
D362,985 S *	10/1995	Hatcher	D6/704

D404,232 S *	1/1999	Kump	D6/705
D602,290 S *	10/2009	Erickson	D6/704
D634,570 S *	3/2011	Lin	D6/703.4
D660,059 S *	5/2012	Nilsson	D6/705
D789,717 S *	6/2017	Renjilian	D6/705
D797,264 S *	9/2017	Gallob	D23/291
D802,344 S *	11/2017	Bailey	D6/705

* cited by examiner

Primary Examiner — Kelley Donnelly

(74) *Attorney, Agent, or Firm* — Hartman Titus PLC;
John D. Titus

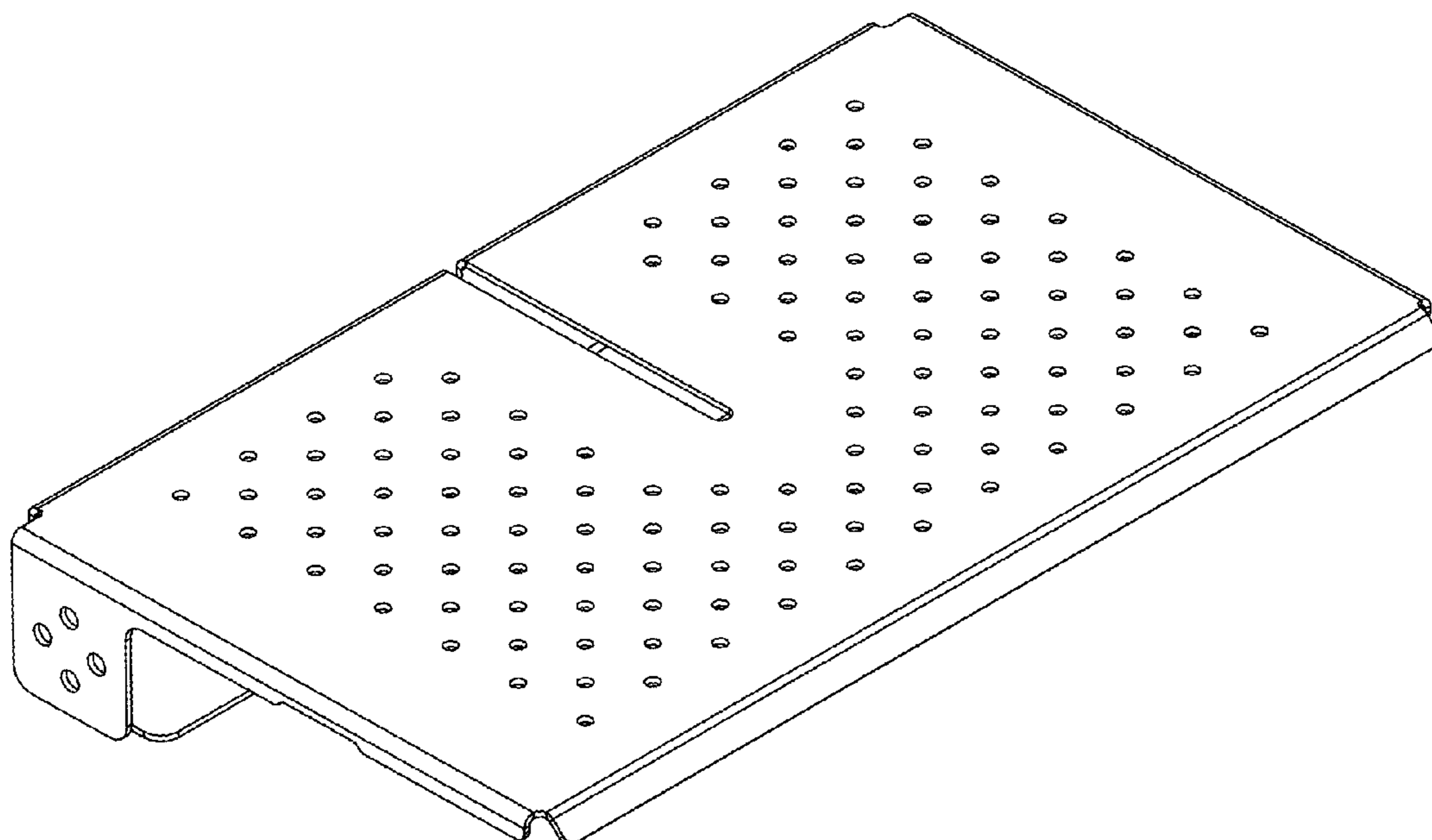
(57) **CLAIM**

The ornamental design for a accessory shelf for audio visual cart, as shown.

DESCRIPTION

FIG. 1 is a top perspective view of an accessory shelf for audio visual cart showing an embodiment of my new design; FIG. 2 is a bottom perspective view of the accessory shelf for audio visual cart shown in FIG. 1; FIG. 3 is a top view of the accessory shelf for audio visual cart shown in FIG. 1; FIG. 4 is bottom view of the accessory shelf for audio visual cart shown in FIG. 1; FIG. 5 is a right-side view of the accessory shelf for audio visual cart shown in FIG. 1; FIG. 6 is a front view of the accessory shelf for audio visual cart shown in FIG. 1; and, FIG. 7 is a rear view of the accessory shelf for audio visual cart shown in FIG. 1.

1 Claim, 3 Drawing Sheets



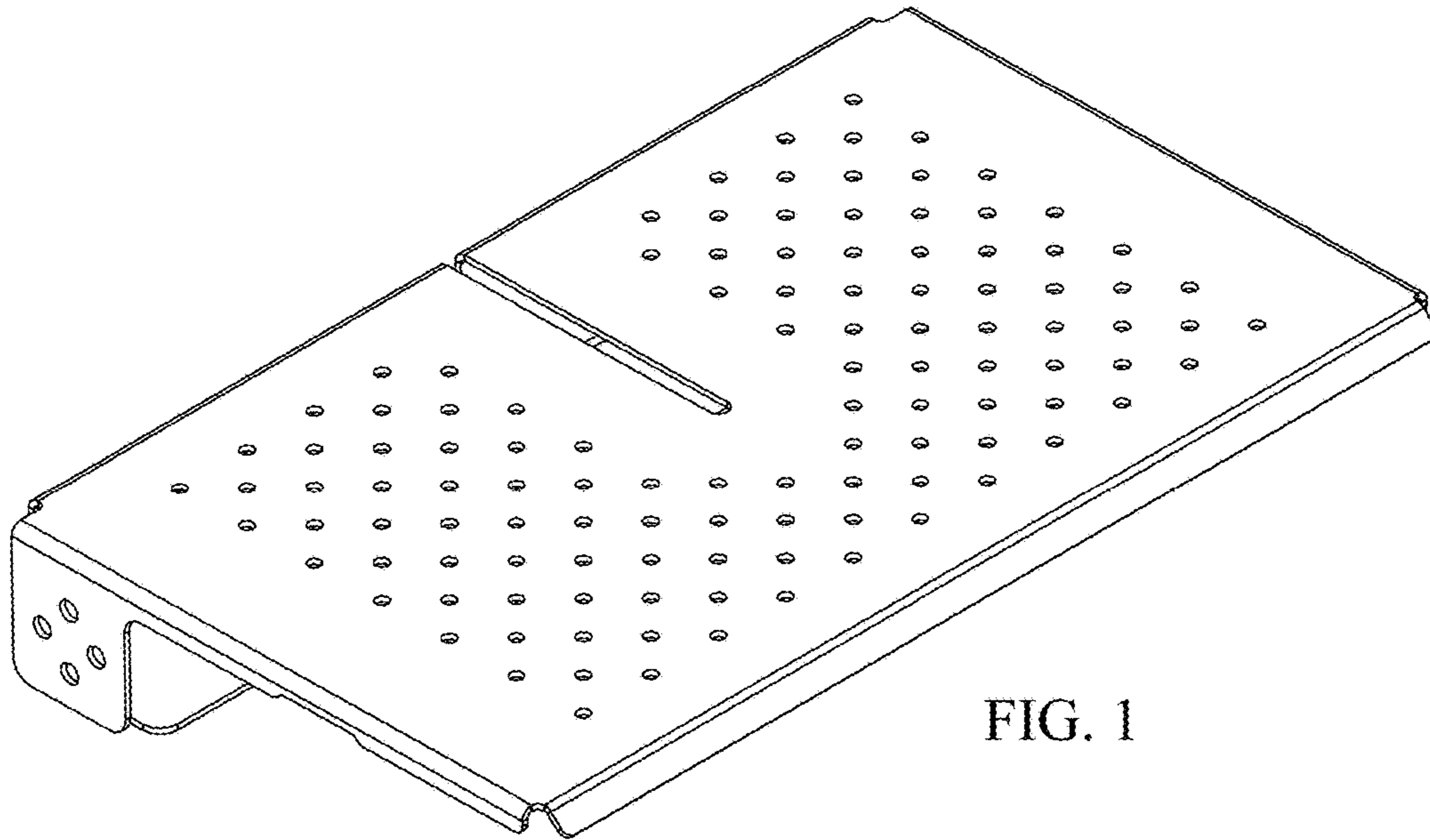


FIG. 1

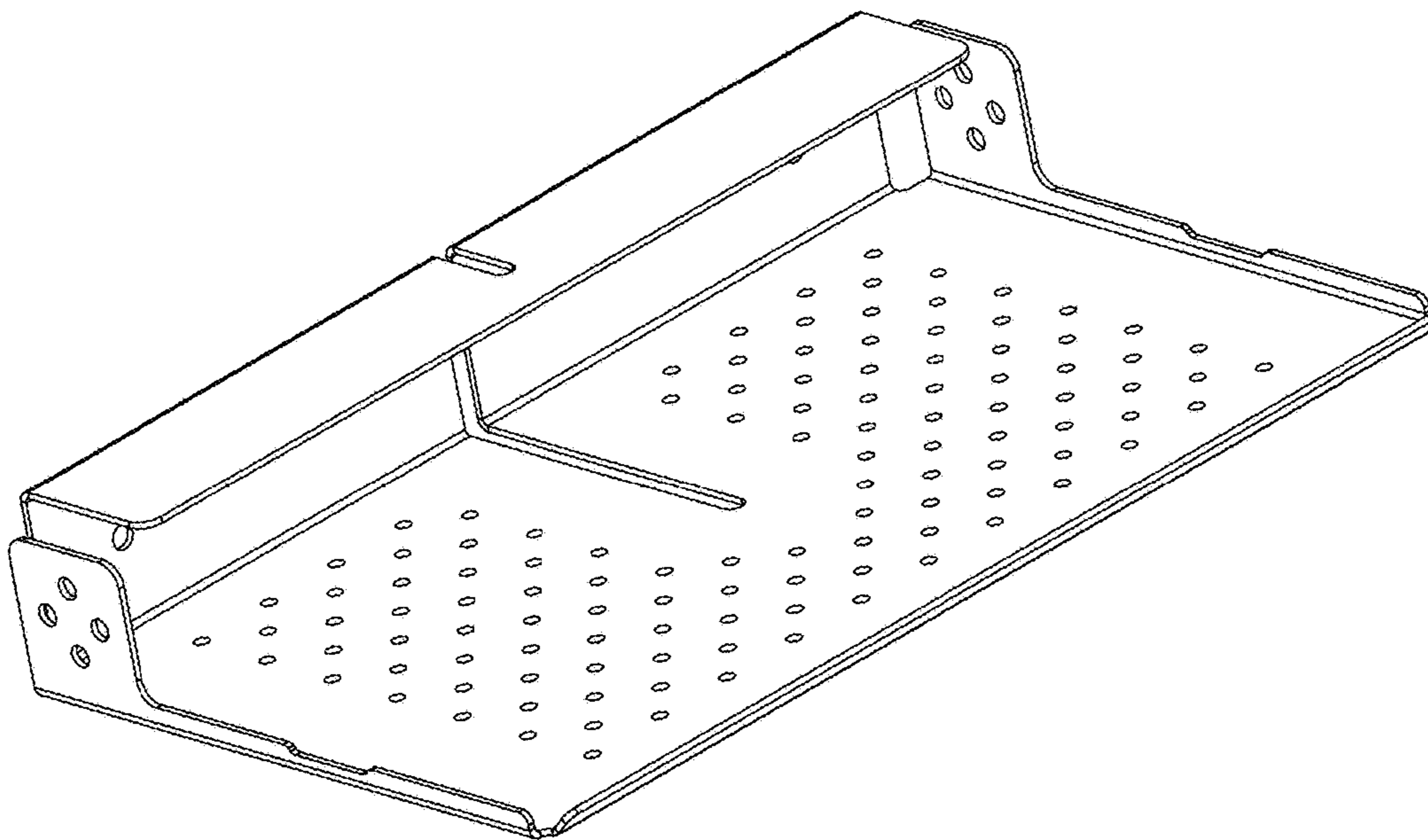


FIG. 2

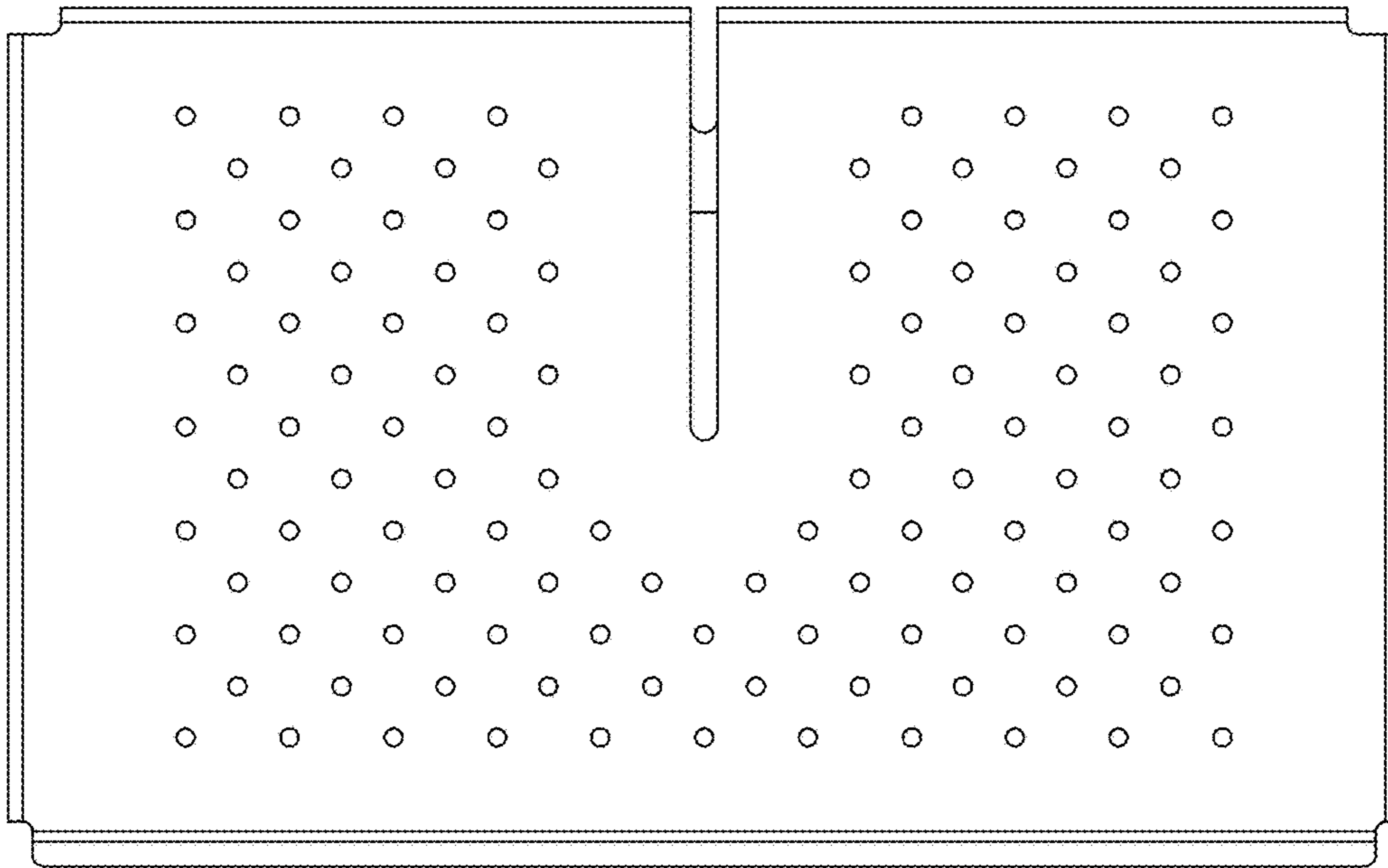


FIG. 3

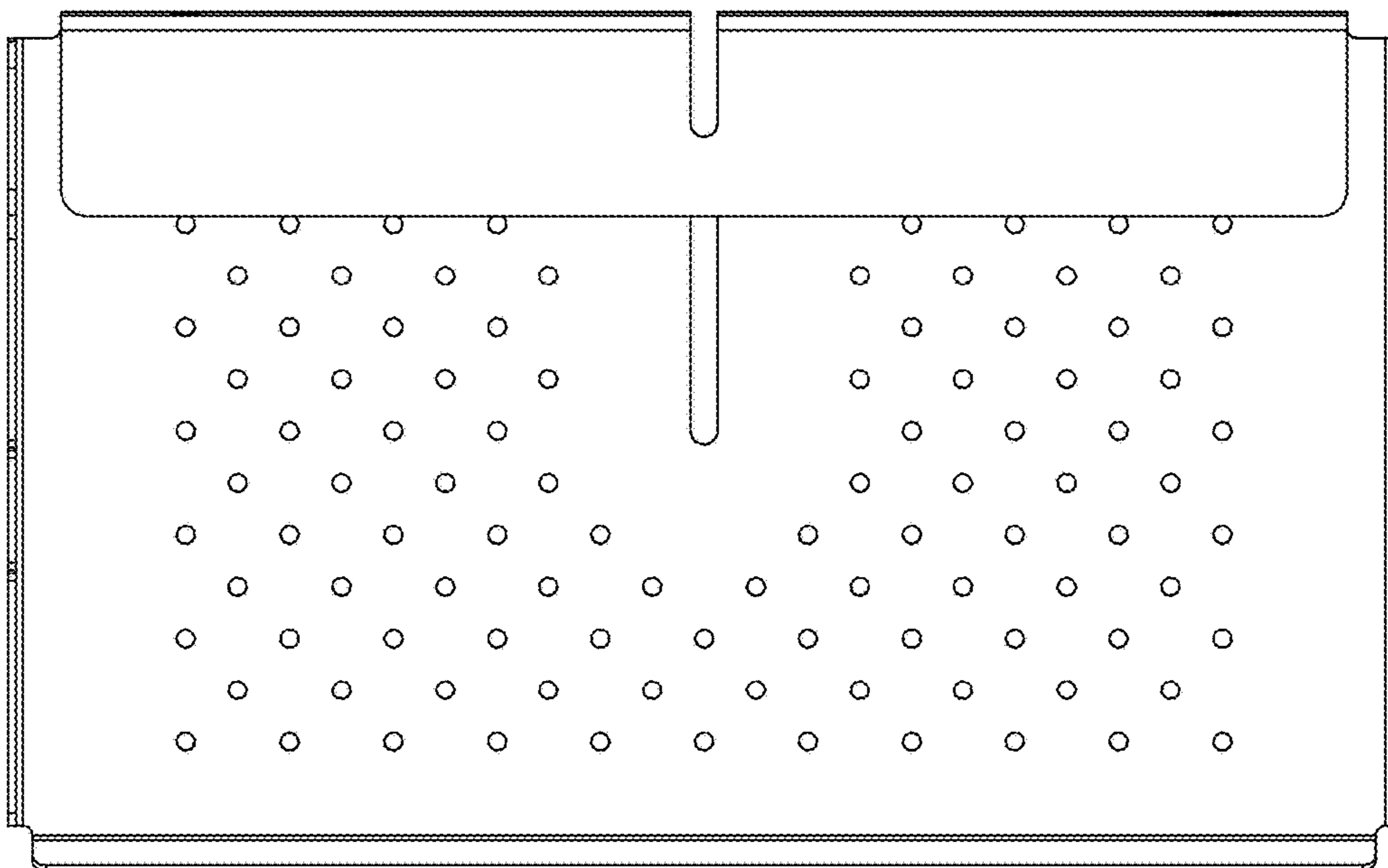


FIG. 4

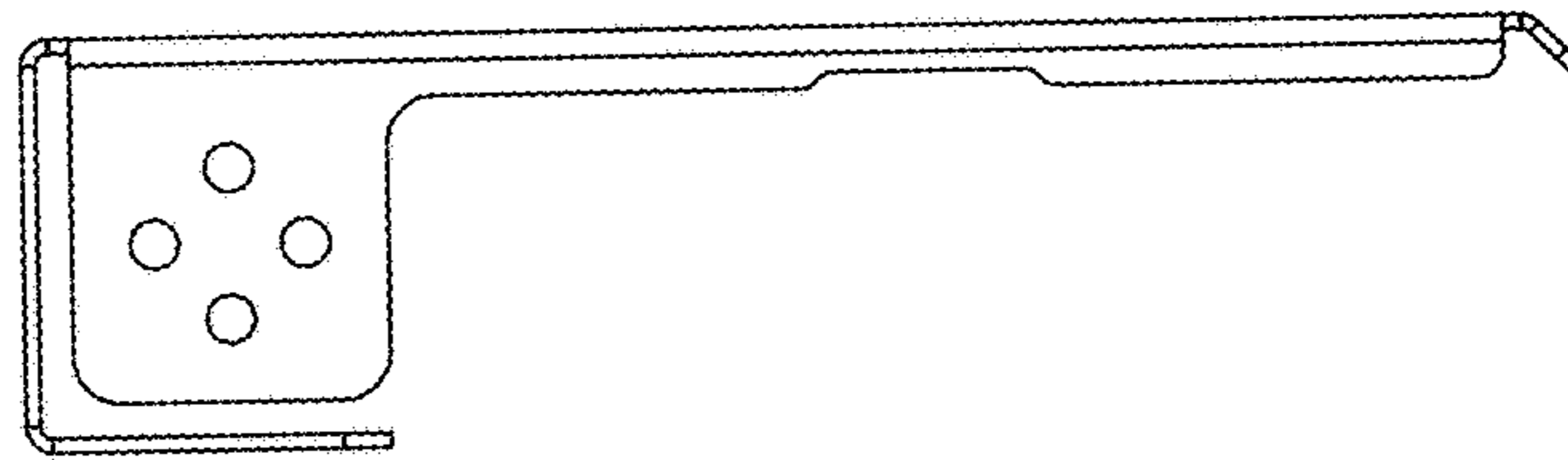


FIG. 5

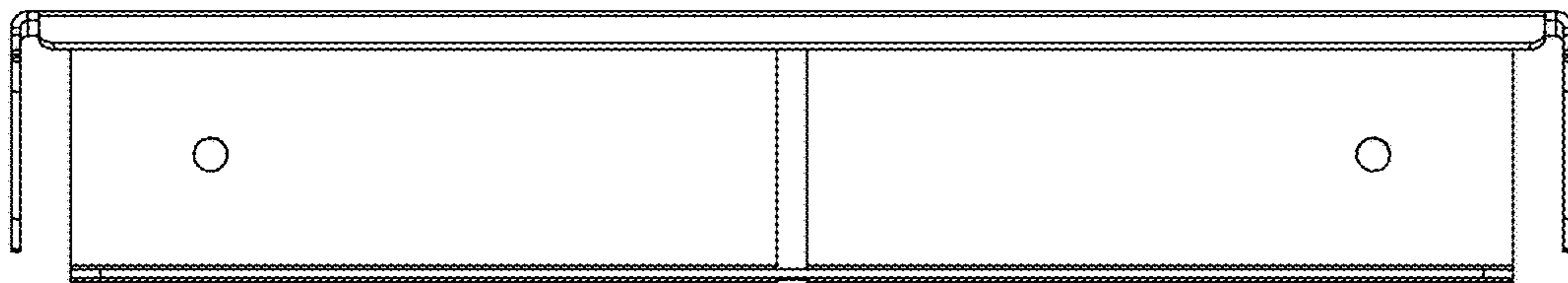


FIG. 6

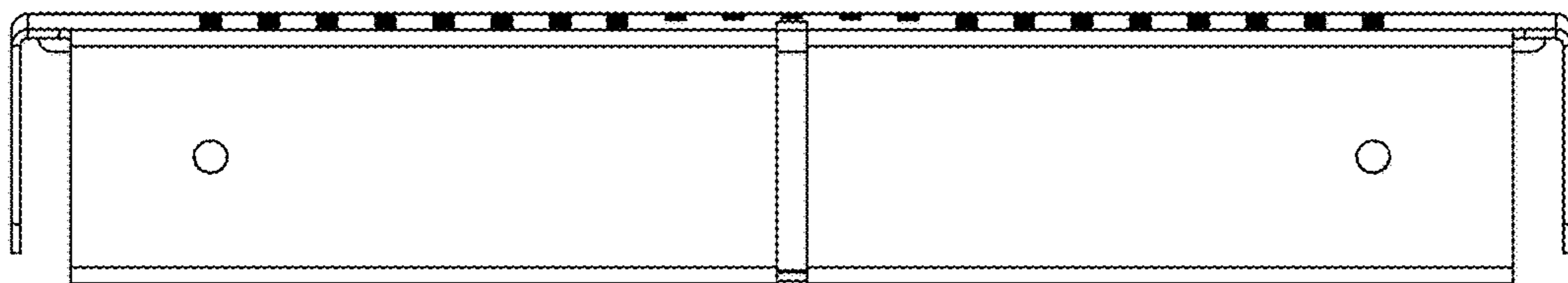


FIG. 7