



US00D808679S

(12) **United States Design Patent**
Yeung

(10) **Patent No.:** **US D808,679 S**

(45) **Date of Patent:** **** Jan. 30, 2018**

(54) **CHAIR**

(71) Applicant: **Halo Trademarks Limited**, Wong
Chuk Hang (HK)

(72) Inventor: **Michael Ka Fei Yeung**, New Territories
(HK)

(73) Assignee: **HALO TRADEMARKS LIMITED**,
Wong Chuk Hang (HK)

(**) Term: **15 Years**

(21) Appl. No.: **29/620,266**

(22) Filed: **Sep. 8, 2016**

(51) **LOC (11) Cl.** **06-01**

(52) **U.S. Cl.**
USPC **D6/376**

(58) **Field of Classification Search**
USPC D6/334, 349–350, 364–368, 370–379,
D6/380, 381, 403, 405, 406.6, 654–654.1,
D6/678–678.2, 682.1–682.6, 684–686,
D6/691, 691.8–691.9, 698, 699, 705,
D6/705.5, 707.19, 708, 708.21, 716;
297/284.4, 452.18, 452.24, 452.26,
297/452.28, 452.32–452.33, 452.37
CPC A47C 7/02; A47C 7/44; A47C 7/46; A47C
7/48; A47C 7/54; A47C 7/386; A47C
7/462; A47C 1/10; A47C 1/031; B60N
2/02; B60N 2/22; B60N 2/44
See application file for complete search history.

(56) **References Cited**

U.S. PATENT DOCUMENTS

4,131,314 A * 12/1978 Knapp A47C 15/00
108/64
D274,871 S * 7/1984 Matthias D6/372
D286,587 S * 11/1986 Culler D6/334
D286,588 S * 11/1986 Culler D6/334

D327,583 S * 7/1992 Dettinger D6/334
D336,165 S * 6/1993 Tihany D6/334
D352,615 S * 11/1994 Hutton D6/334
D431,117 S * 9/2000 Hutton D6/334
D434,233 S * 11/2000 Frankel D6/334
D628,824 S * 12/2010 Vignelli D6/364
D637,418 S * 5/2011 Harper D6/379
D643,224 S * 8/2011 Sofield D6/334
D655,526 S * 3/2012 Yeung Ka Fei D6/371
D657,584 S * 4/2012 Nigro D6/370
D668,462 S * 10/2012 Sofield D6/334
D677,486 S * 3/2013 Cramer D6/381
D689,290 S * 9/2013 Chen D6/334
D698,174 S * 1/2014 Caldwell D6/378
D724,854 S * 3/2015 Lee D6/334
D764,202 S * 8/2016 Kirar D6/364

* cited by examiner

Primary Examiner — Ian Simmons

Assistant Examiner — Keith J Wilson

(74) *Attorney, Agent, or Firm* — Hogan Lovells US LLP

(57) **CLAIM**



The ornamental design for the chair, as shown and described.

DESCRIPTION

The file of this patent contains at least one drawing executed in color. Copies of this patent with color drawings will be provided by the United States Patent and Trademark Office upon request and payment of the necessary fee.

FIG. 1 is a front view thereof;
FIG. 2 is a front-side view thereof;
FIG. 3 is a back-side view thereof;
FIG. 4 is a side view thereof. The opposite side is a mirror image thereof;
FIG. 5 is a front-side angled view thereof;
FIG. 6 is a top view thereof; and,
FIG. 7 is a bottom view thereof.

1 Claim, 7 Drawing Sheets
(7 of 7 Drawing Sheet(s) Filed in Color)






Fig. 1




Fig. 2




Fig. 3




Fig. 4



Fig. 5




Fig. 6




Fig. 7