



US00D808671S

(12) **United States Design Patent**
Degara

(10) **Patent No.:** **US D808,671 S**
(45) **Date of Patent:** **** Jan. 30, 2018**

- (54) **BENCH**
- (71) Applicant: **SANTONI VETRI DI SANTONI SANDRO & C. S.N.C.**, Arco (Trento) (IT)
- (72) Inventor: **Luca Degara**, Ledro (IT)
- (73) Assignees: **SANTONI VETRI DI SANTONI SANDRO & C. S.N.C.**, Arco (IT); **Luca Degara**, Ledro (IT)

- D270,411 S * 9/1983 DeGregori D6/691.5
- D270,691 S * 9/1983 Tonucci D6/691.5
- D302,771 S * 8/1989 Kubryk D6/691
- D313,907 S * 1/1991 Kubryk D6/691.5
- D503,570 S * 4/2005 Anderson D6/349
- D512,229 S * 12/2005 Reza-Hadden D6/349
- D561,494 S * 2/2008 Kreiss D6/691.8
- D591,090 S * 4/2009 Judkins D6/691.8
- D612,173 S * 3/2010 Kane D6/691.5
- D706,544 S * 6/2014 Morrison D6/349
- D765,450 S * 9/2016 Biddle D6/691
- D776,471 S * 1/2017 Mandon D6/691.1
- D784,741 S * 4/2017 Mann D6/656.16

(Continued)

- (**) Term: **15 Years**
- (21) Appl. No.: **29/550,817**

- (22) Filed: **Jan. 7, 2016**

(30) **Foreign Application Priority Data**

- Jul. 8, 2015 (EM) 002733238-0001
- Jul. 8, 2015 (EM) 002733238-0002

- (51) **LOC (11) Cl.** **06-01**

- (52) **U.S. Cl.**
USPC **D6/349**; D6/381

- (58) **Field of Classification Search**
USPC D6/334, 349–355, 358, 360–368, D6/371–374, 403, 405, 601, 657, 675.4, D6/685, 688.17, 690, 691–691.9, D6/692–692.6, 693–693.3, 695, 708, D6/708.15–708.25, 709.11; D25/62–65
CPC A47C 9/00–9/105; A47C 7/00–7/02; A47C 16/00–16/04; A47C 11/00; A47C 3/18; A47C 3/20; A47C 12/00; A47C 13/00
See application file for complete search history.

(56) **References Cited**

U.S. PATENT DOCUMENTS

- D233,293 S * 10/1974 Rosen D6/691.3
- D246,142 S * 10/1977 Heumann D6/349

OTHER PUBLICATIONS

TGM Glass and Anigre Wood Base Bench. [online] Retrieved Aug. 10, 2017 from URL:https://www.thegoodmod.com/products/tgm-glass-and-anigre-wood-base-bench.*

(Continued)

Primary Examiner — Vy N Koenig
(74) *Attorney, Agent, or Firm* — Pearne & Gordon LLP

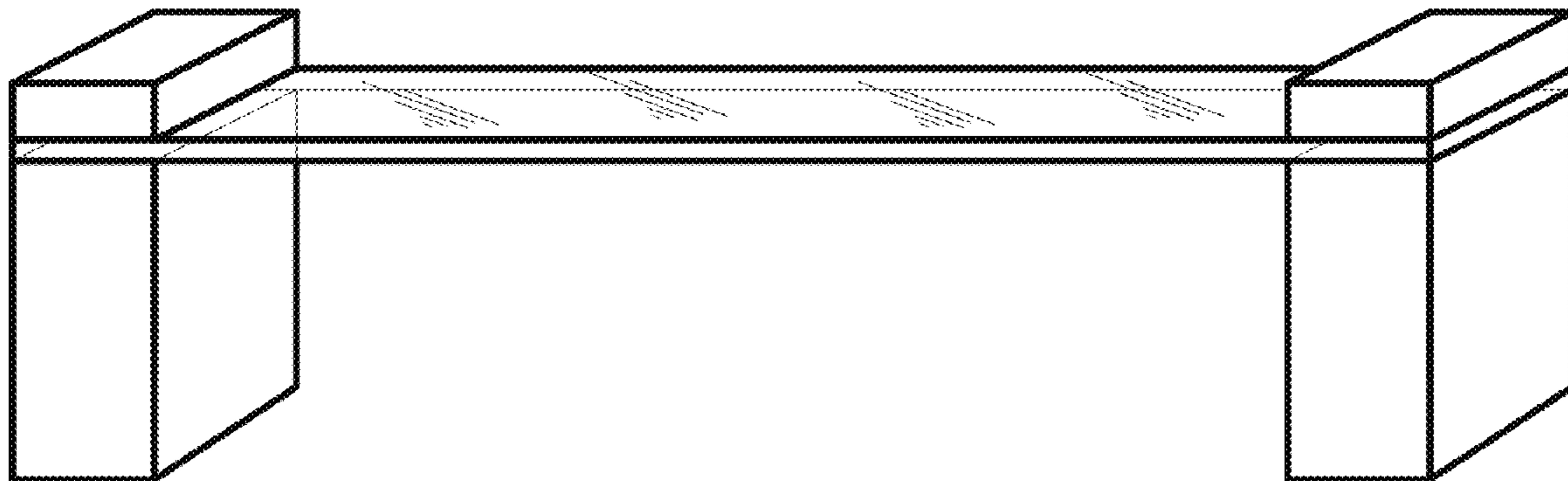
(57) **CLAIM**

The ornamental design for a bench, as shown and described.

DESCRIPTION

FIG. 1 is a left side elevational view of a bench, showing my new design, the right side elevational view being identical thereto;
FIG. 2 is a top plan view thereof;
FIG. 3 is a front elevational view thereof, the back elevational view being identical thereto;
FIG. 4 is a front-right-top perspective view thereof;
FIG. 5 is a front-left-top perspective view thereof;
FIG. 6 is a back elevational view thereof, the front elevational view being identical thereto; and,
FIG. 7 is a bottom plan view thereof.

1 Claim, 7 Drawing Sheets



(56)

References Cited

U.S. PATENT DOCUMENTS

D784,742 S * 4/2017 Grossinger D6/691
D793,101 S * 8/2017 Degara D6/349

OTHER PUBLICATIONS

Textured Glass Bench. [online] Retrieved Aug. 10, 2017 from
URL:<http://markjupiter.com/collection/seating/textured-glass-bench/>.*

CH108 Coffee table. [online] Retrieved Aug. 10, 2017 from
URL:<http://www.retromobili.mx/es/ch108-coffee-table.html>.*

* cited by examiner




FIG. 1

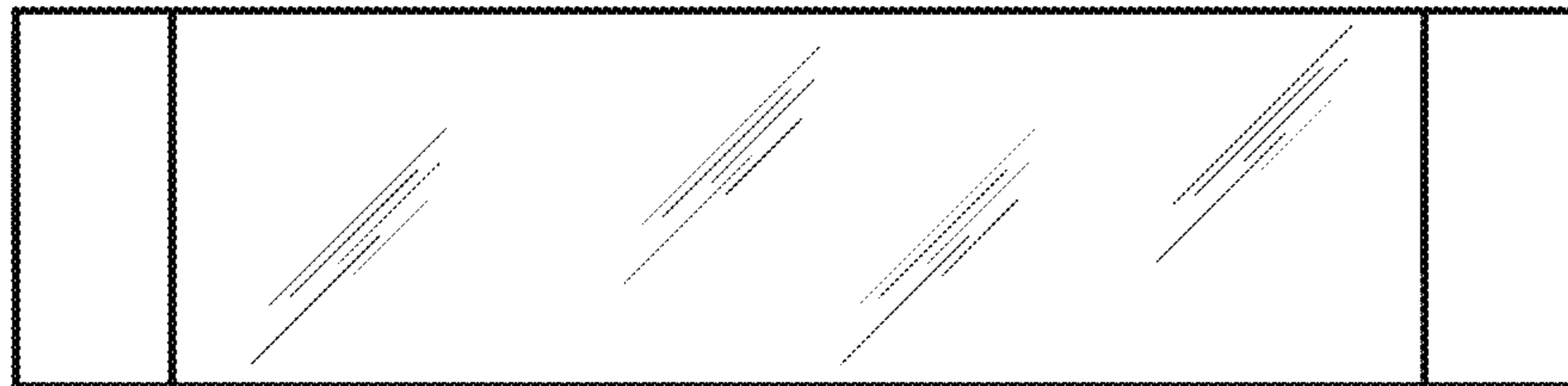


FIG. 2

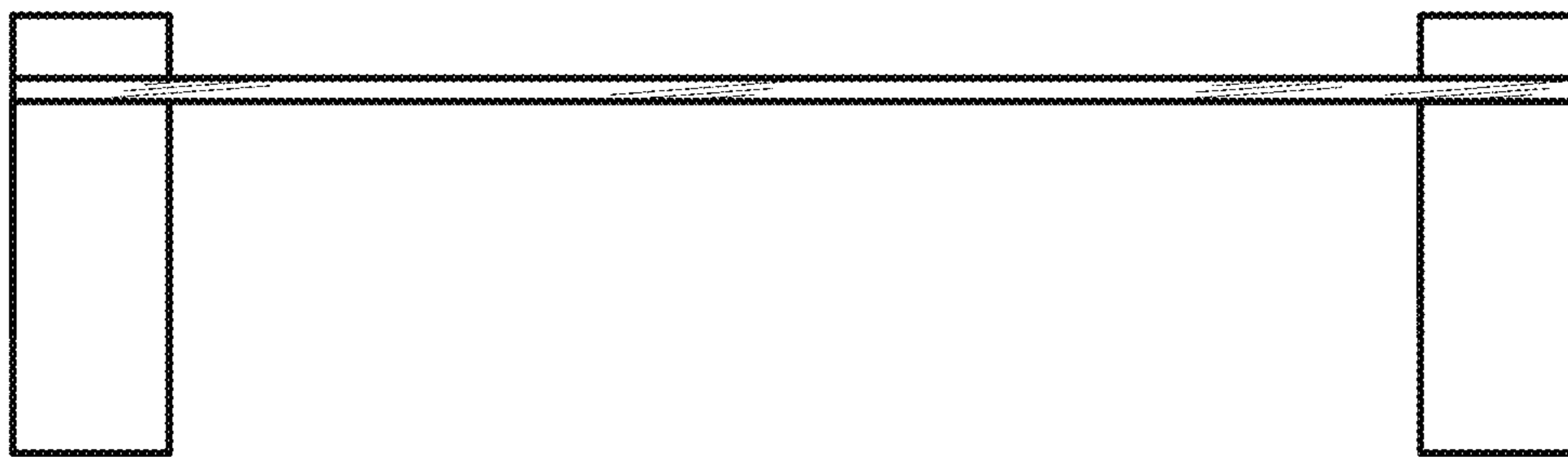


FIG. 3

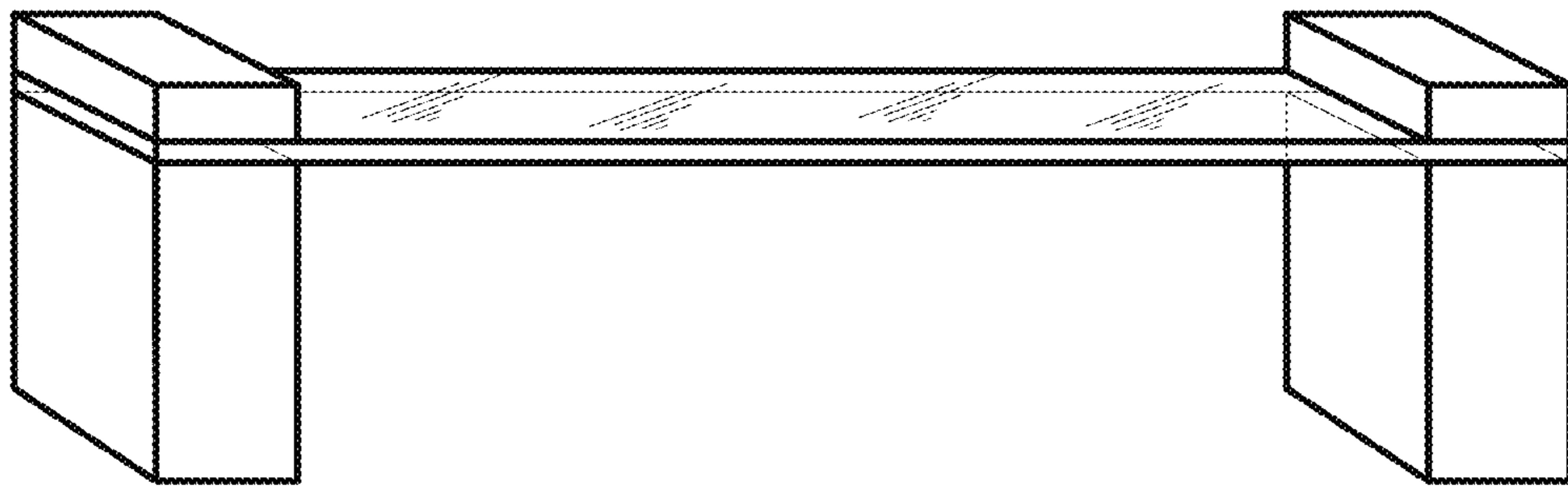


FIG. 4

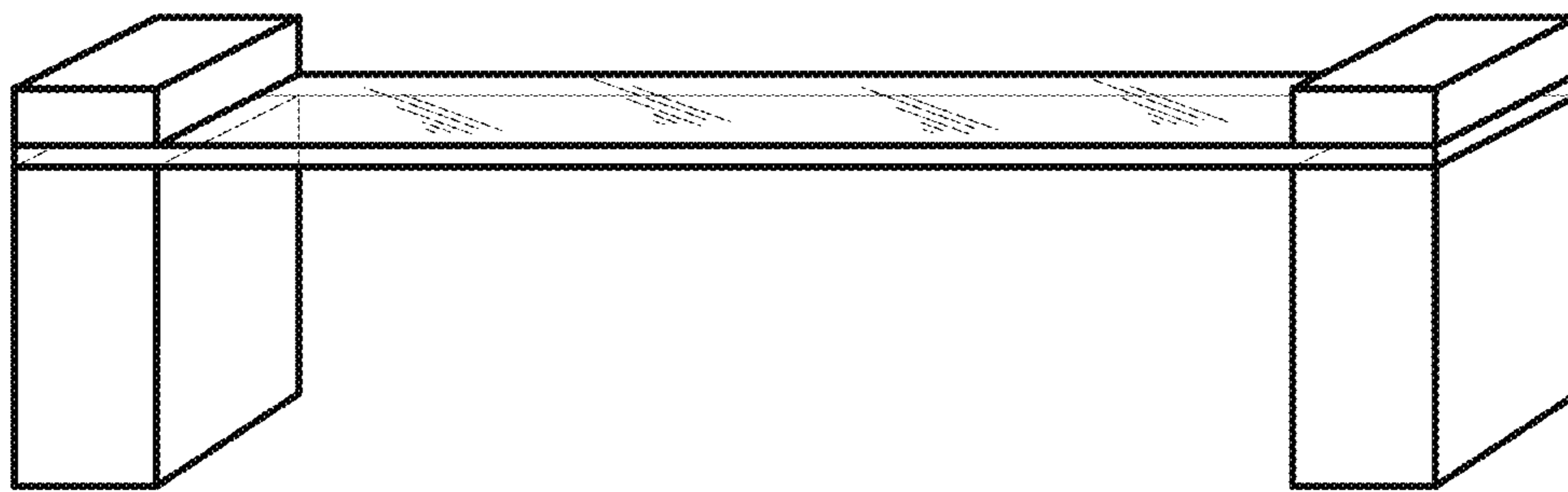


FIG. 5




FIG. 6

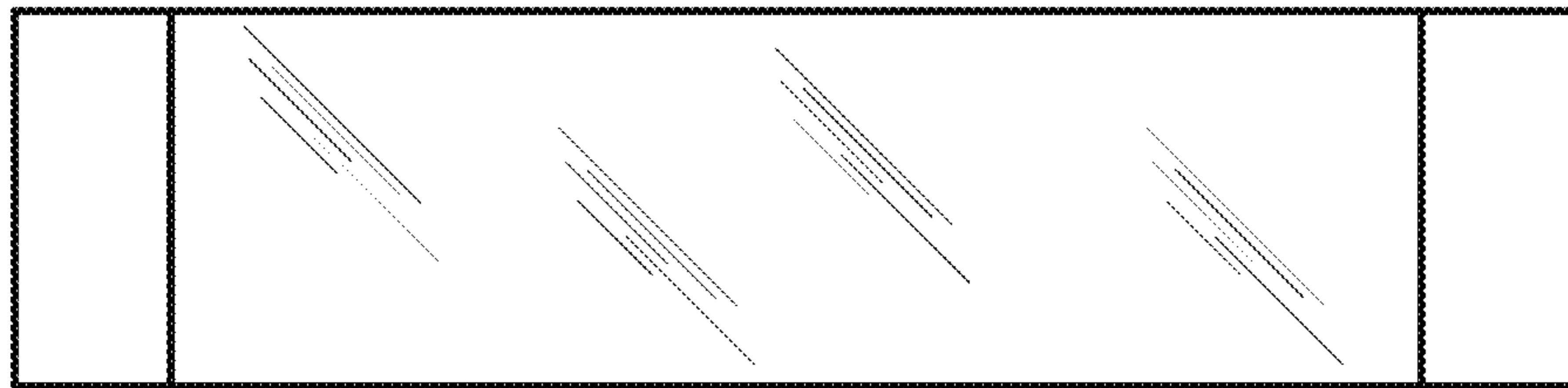


FIG. 7