

US00D808649S

(12) **United States Design Patent** (10) **Patent No.:** **US D808,649 S**
DeChant (45) **Date of Patent:** **** *Jan. 30, 2018**

(54) **HORIZONTAL TRIFOLD CELL PHONE WALLET**

(71) Applicant: **Daniel A. DeChant**, Madison, WI (US)

(72) Inventor: **Daniel A. DeChant**, Madison, WI (US)

(*) Notice: This patent is subject to a terminal disclaimer.

(**) Term: **15 Years**

(21) Appl. No.: **29/559,230**

(22) Filed: **Mar. 25, 2016**

Related U.S. Application Data

(63) Continuation of application No. 29/524,368, filed on Apr. 20, 2015, now Pat. No. Des. 756,643, which is (Continued)

(51) **LOC (11) Cl.** **03-01**

(52) **U.S. Cl.**
USPC **D3/247**

(58) **Field of Classification Search**
USPC D3/247, 249–253
(Continued)

(56) **References Cited**

U.S. PATENT DOCUMENTS

D13,040 S 7/1882 Brueck
658,394 A 9/1900 Peters
(Continued)

FOREIGN PATENT DOCUMENTS

CA 134785 10/2010
DE 197428065 11/1974
(Continued)

OTHER PUBLICATIONS

DeChant, Co-pending U.S. Appl. No. 29/570,710, filed Mar. 17, 2015.

(Continued)

Primary Examiner — Holly H Baynham

(74) *Attorney, Agent, or Firm* — Michael Best & Friedrich LLP

(57) **CLAIM**

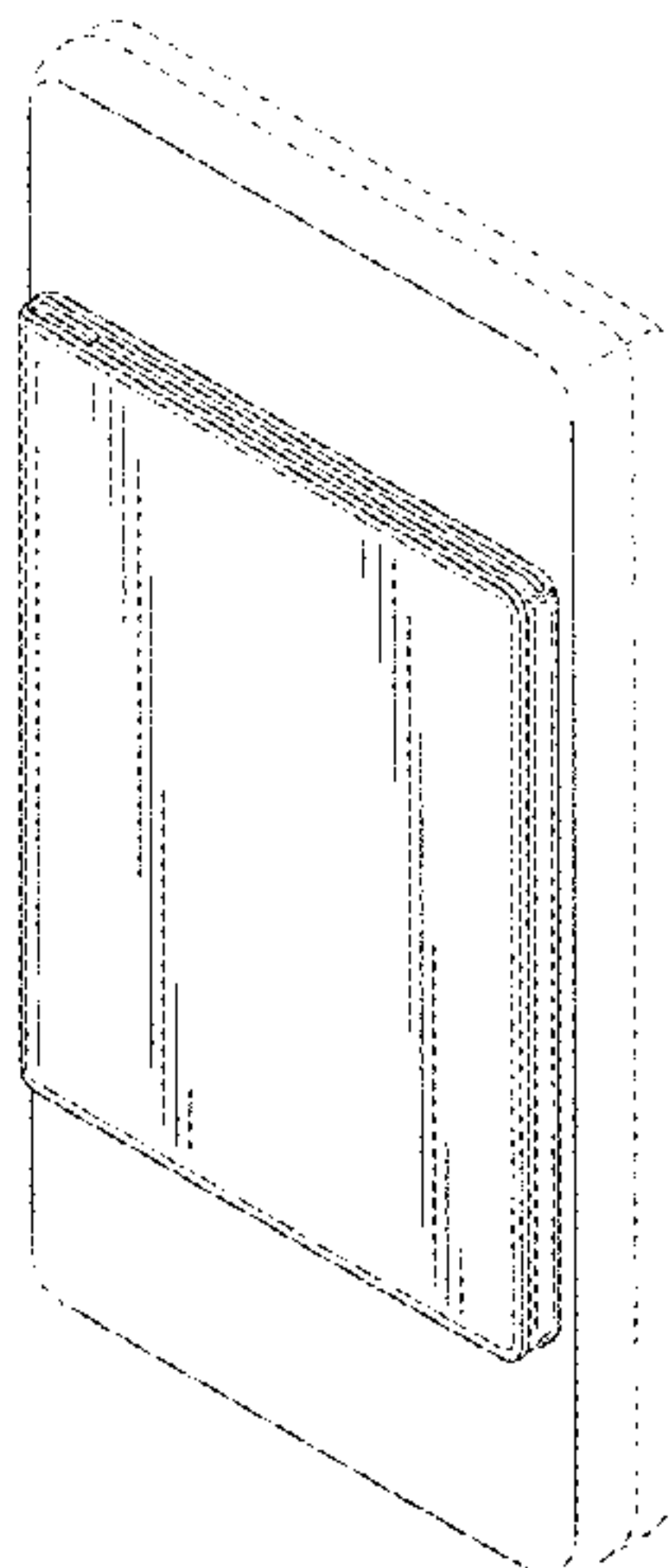
The ornamental design for a horizontal trifold cell phone wallet, as shown and described.

DESCRIPTION

FIG. 1 is a perspective view of a horizontal trifold cell phone wallet with interior framed pockets according to an embodiment showing my new design; FIG. 2 is a front view thereof; FIG. 3 is a rear view thereof; FIG. 4 is a left side view thereof; FIG. 5 is a right side view thereof; FIG. 6 is a top view thereof; FIG. 7 is a bottom view thereof; FIG. 8 is a perspective view of the horizontal trifold cell phone wallet with interior framed pockets in an open condition; FIG. 9 is a front view thereof; FIG. 10 is a rear view thereof; FIG. 11 is a left side view thereof; FIG. 12 is a right side view thereof; FIG. 13 is a top view thereof; FIG. 14 is a bottom view thereof; FIG. 15 is a perspective view of the horizontal trifold cell phone wallet with interior framed pockets in a stand configuration; FIG. 16 is a front view thereof; FIG. 17 is a rear view thereof; FIG. 18 is a left side view thereof; FIG. 19 is a right side view thereof; FIG. 20 is a top view thereof; and, FIG. 21 is a bottom view thereof.

The present application is directed to the design illustrated in the drawings. The broken lines showing portions of the cell phone wallet are for purposes of illustrating environment and forms no part of the claimed design.

1 Claim, 16 Drawing Sheets



Related U.S. Application Data

a continuation of application No. 29/449,461, filed on Mar. 15, 2013, now Pat. No. Des. 730,646.

(58) **Field of Classification Search**

CPC A45C 1/06; A45C 3/08
See application file for complete search history.

(56) **References Cited**

U.S. PATENT DOCUMENTS

833,834	A	10/1906	Hille
940,853	A	11/1909	Cardwell
1,035,945	A	8/1912	Cardwell
1,035,946	A	8/1912	Cardwell
1,073,768	A	9/1913	Loveland
D45,677	S	4/1914	Shick
1,269,247	A	6/1918	Aslin
1,582,492	A	4/1926	Tantlinger
1,671,297	A	5/1928	L'Enfant
D101,819	S	11/1936	Miller
D112,415	S	11/1938	Zumft
D134,884	S	1/1943	Engelstein
D178,800	S	9/1956	McKinnon
D185,056	S	5/1959	Arkin
3,162,227	A	12/1964	Bakken
3,370,777	A	2/1968	Levi
D255,509	S	6/1980	Nathan et al.
4,388,734	A	6/1983	Cowden
D279,423	S	7/1985	Zucker
4,705,086	A	11/1987	O'Neill
D308,887	S	6/1990	Wyant
4,942,913	A	7/1990	Musso
D311,815	S	11/1990	Balsley
D314,213	S	1/1991	Bishop
D334,588	S	4/1993	Okola
D340,355	S	10/1993	Little
D342,829	S	1/1994	Mitchell
D410,774	S	6/1999	Inbert
D434,340	S	12/2000	Kojoori
D434,899	S	12/2000	Kojoori
D435,339	S	12/2000	Cleveland
6,427,836	B1	8/2002	Bolanos
D471,704	S	3/2003	Moore
D510,596	S	10/2005	Ong
D527,899	S	9/2006	Morehead
7,204,398	B1	4/2007	Smith, Sr.
D551,446	S	9/2007	Elnekaveh
7,496,971	B2	3/2009	Soto
D594,656	S	6/2009	Wills
D608,092	S	1/2010	Holzner et al.
D619,806	S	7/2010	Franks
3,047,364	A1	1/2011	Longinotti-Buitoni

D633,714	S	3/2011	Marshall	
8,833,379	B1	9/2014	Kaplan	
D718,525	S	12/2014	Kim	
D723,798	S	3/2015	Sha	
D727,019	S	4/2015	DeChant	
D727,619	S	4/2015	DeChant	
D728,228	S	5/2015	DeChant	
D728,229	S	5/2015	DeChant	
D728,928	S	5/2015	DeChant	
D730,646	S	6/2015	DeChant	
D754,433	S *	4/2016	DeChant	D3/247
D754,434	S *	4/2016	DeChant	D3/247
D755,513	S *	5/2016	DeChant	D3/247
D756,641	S *	5/2016	DeChant	D3/247
D756,643	S *	5/2016	DeChant	D3/247
D764,167	S *	8/2016	DeChant	D3/247
2005/0126667	A1	6/2005	Bell	
2007/0057004	A1	3/2007	Butler et al.	
2007/0232372	A1	10/2007	Plaster	
2007/0262112	A1	11/2007	Butler et al.	
2008/0006355	A1	1/2008	Gomez Micone	
2008/0121322	A1	5/2008	Thomson	
2009/0050686	A1	2/2009	Kon et al.	
2009/0194571	A1	8/2009	Evans	
2011/0030860	A1	2/2011	Allen et al.	
2011/0057034	A1	3/2011	Maxwell	
2011/0277892	A1	11/2011	Black	
2012/0043234	A1	2/2012	Westrup	
2012/0050968	A1	3/2012	Child et al.	
2012/0168483	A1	7/2012	Jambunathan et al.	
2013/0140203	A1	6/2013	Chiang	
2014/0262853	A1	9/2014	DeChant	

FOREIGN PATENT DOCUMENTS

DE	199107205	7/1991
GB	2145622	4/1985
GB	2070518	11/1997
GB	4019846	5/2011
KR	300268261	12/2000
WO	D073447	3/2010
WO	2012/087152	6/2012

OTHER PUBLICATIONS

DeChant, Co-pending U.S. Appl. No. 29/518,870, filed Feb. 27, 2015.
DeChant, Co-pending U.S. Appl. No. 29/513,713, filed Jan. 5, 2015.
DeChant, Co-pending U.S. Appl. No. 29/519,837, filed Mar. 9, 2015.
DeChant, Co-pending U.S. Appl. No. 29/513,712, filed Jan. 5, 2015.

* cited by examiner

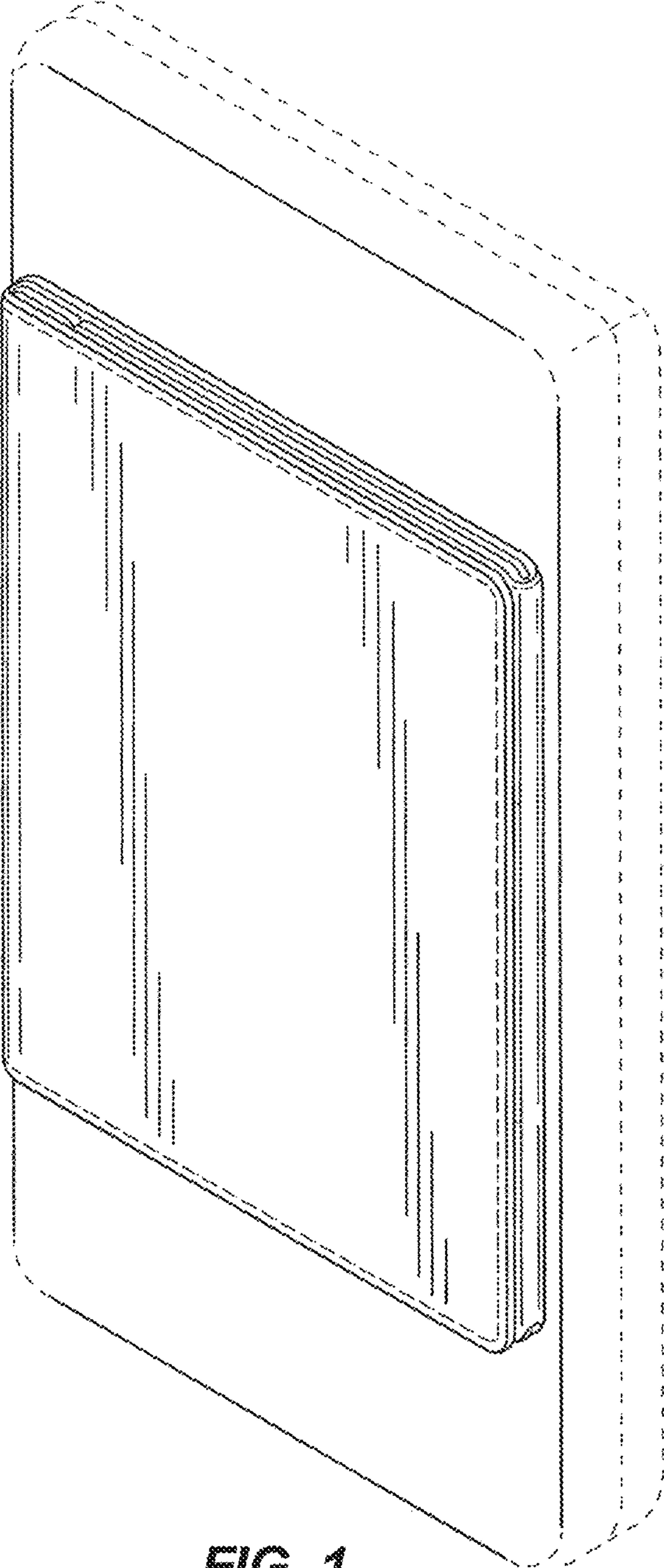


FIG. 1




FIG. 2




FIG. 3




FIG. 4




FIG. 5




FIG. 6




FIG. 7

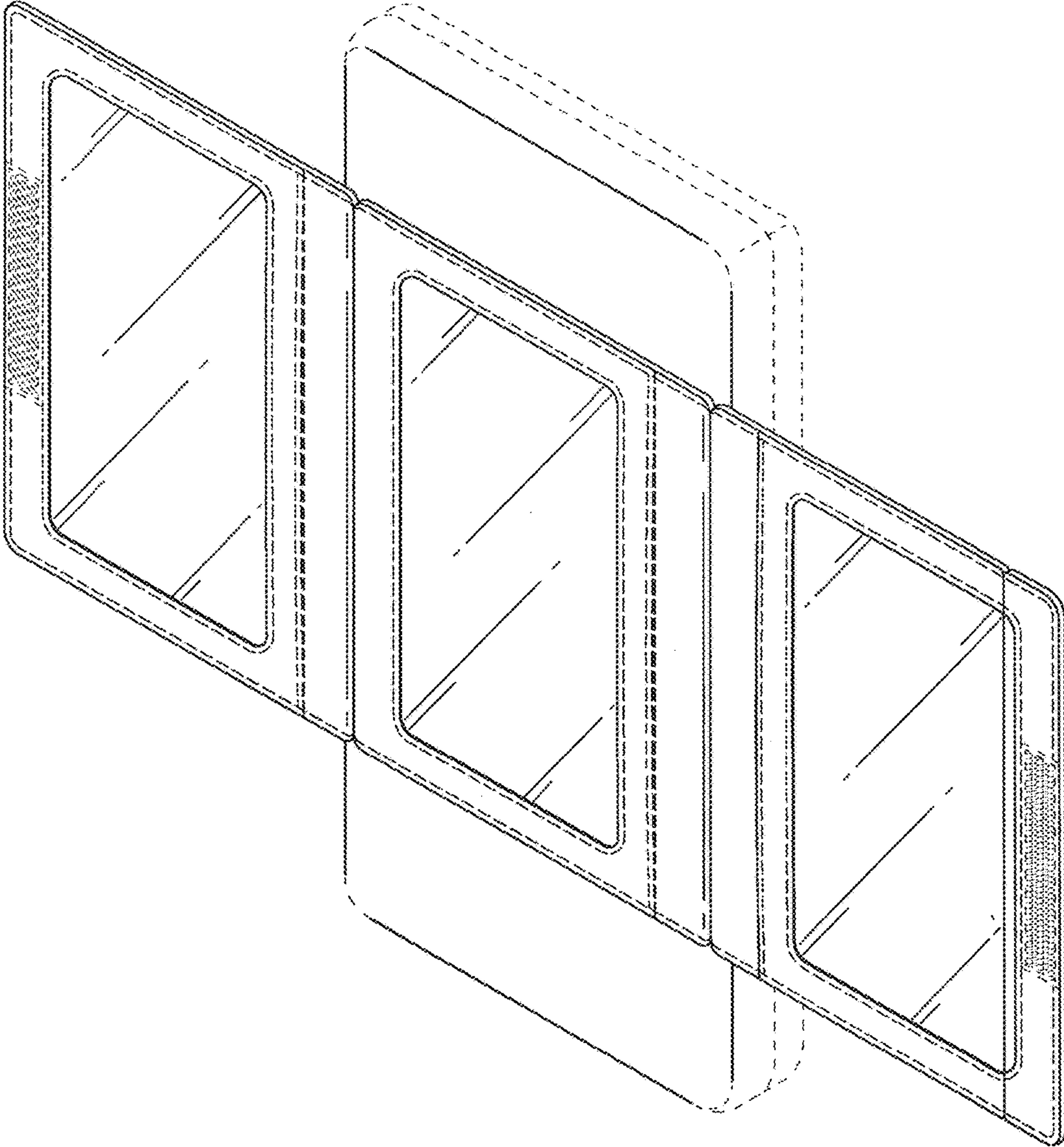


FIG. 8

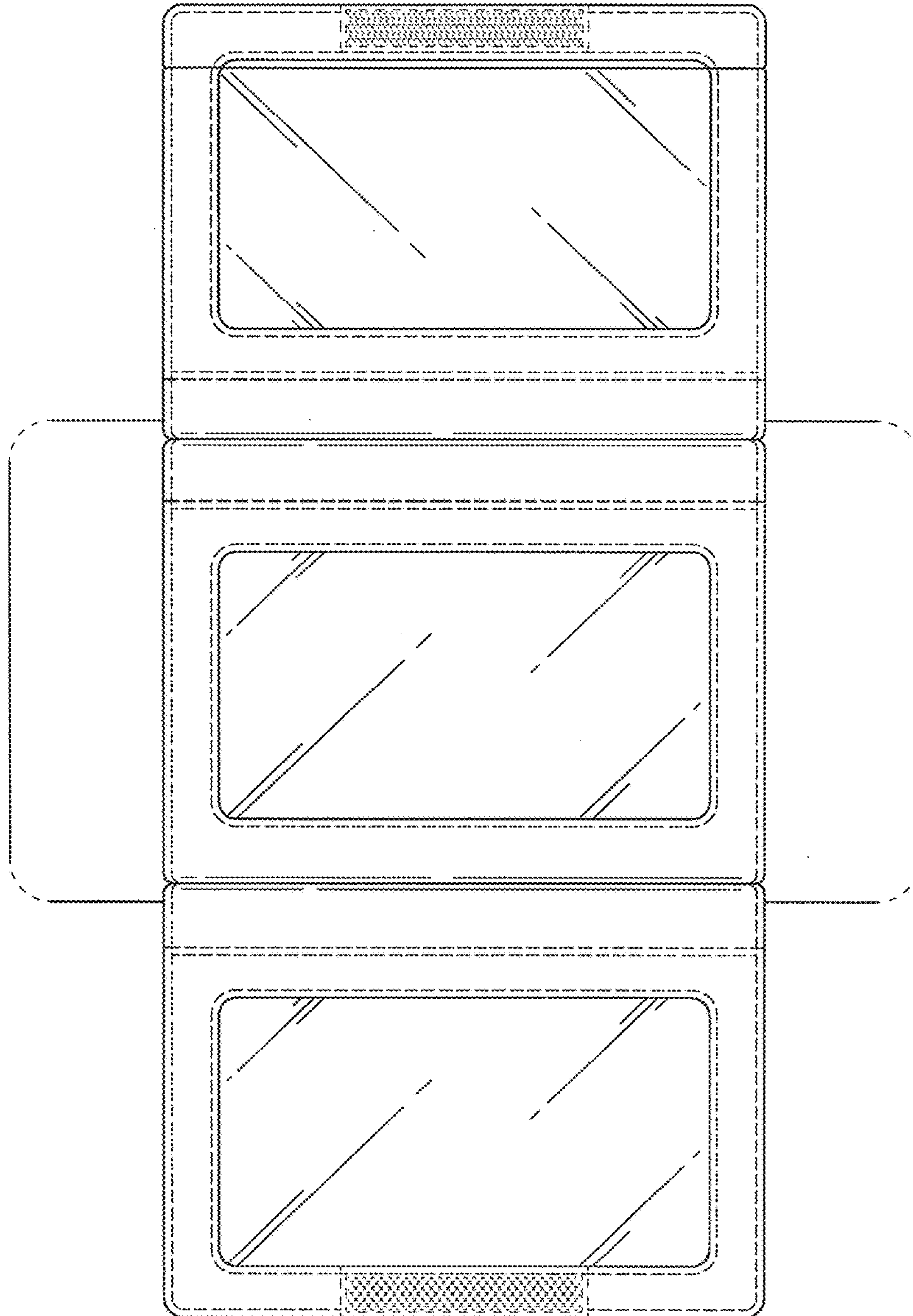


FIG. 9

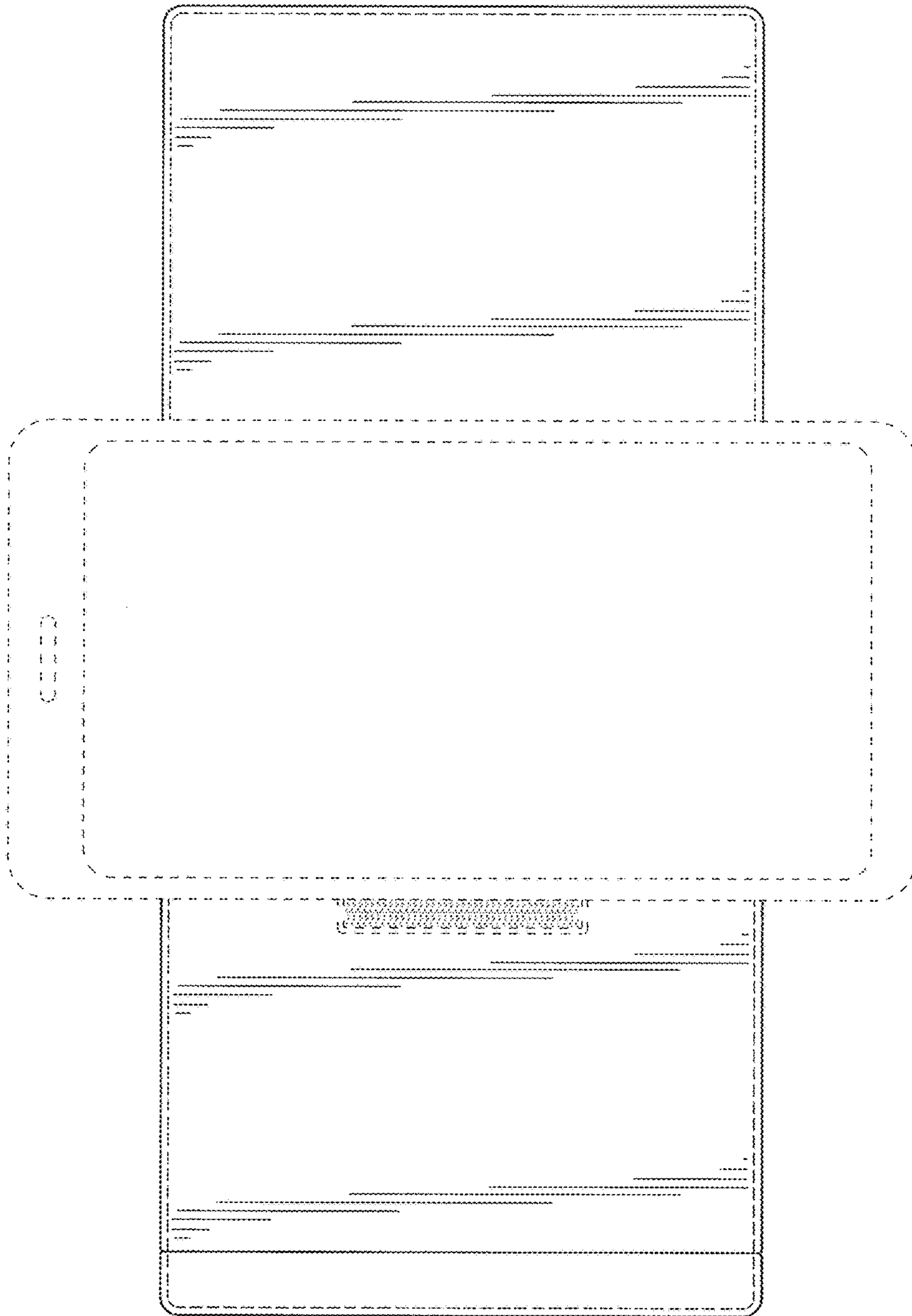


FIG. 10

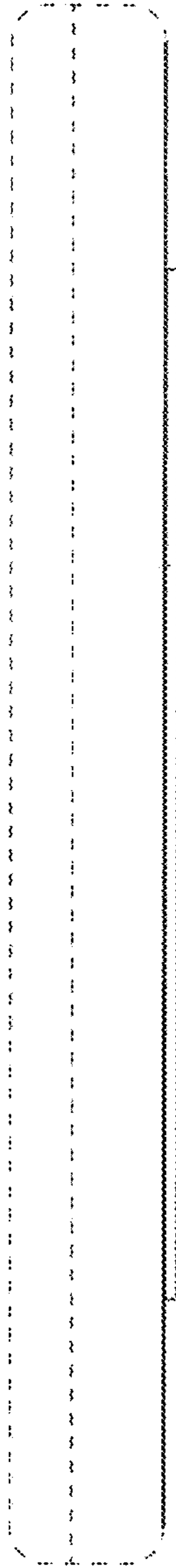


FIG. 11

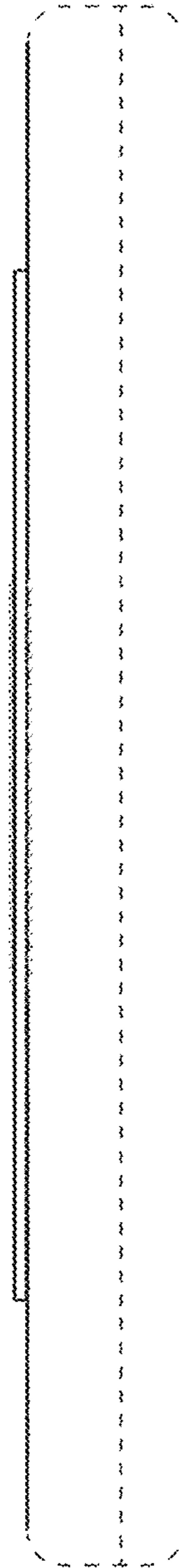


FIG. 12

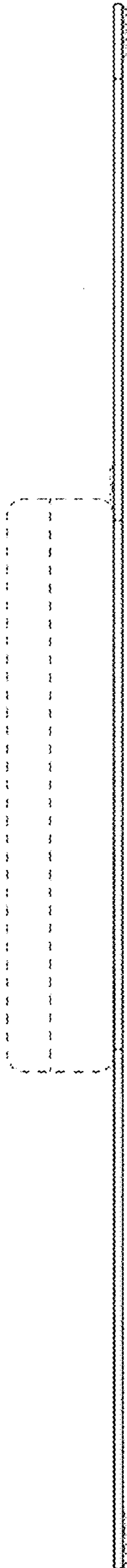


FIG. 13

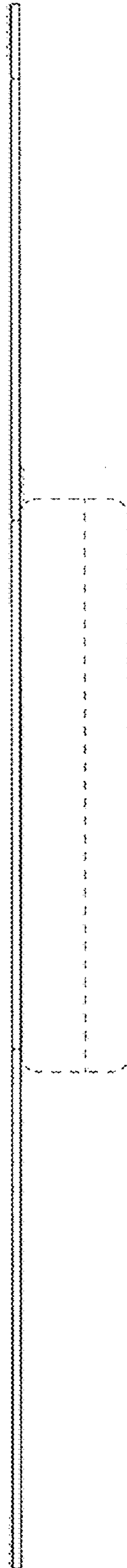


FIG. 14

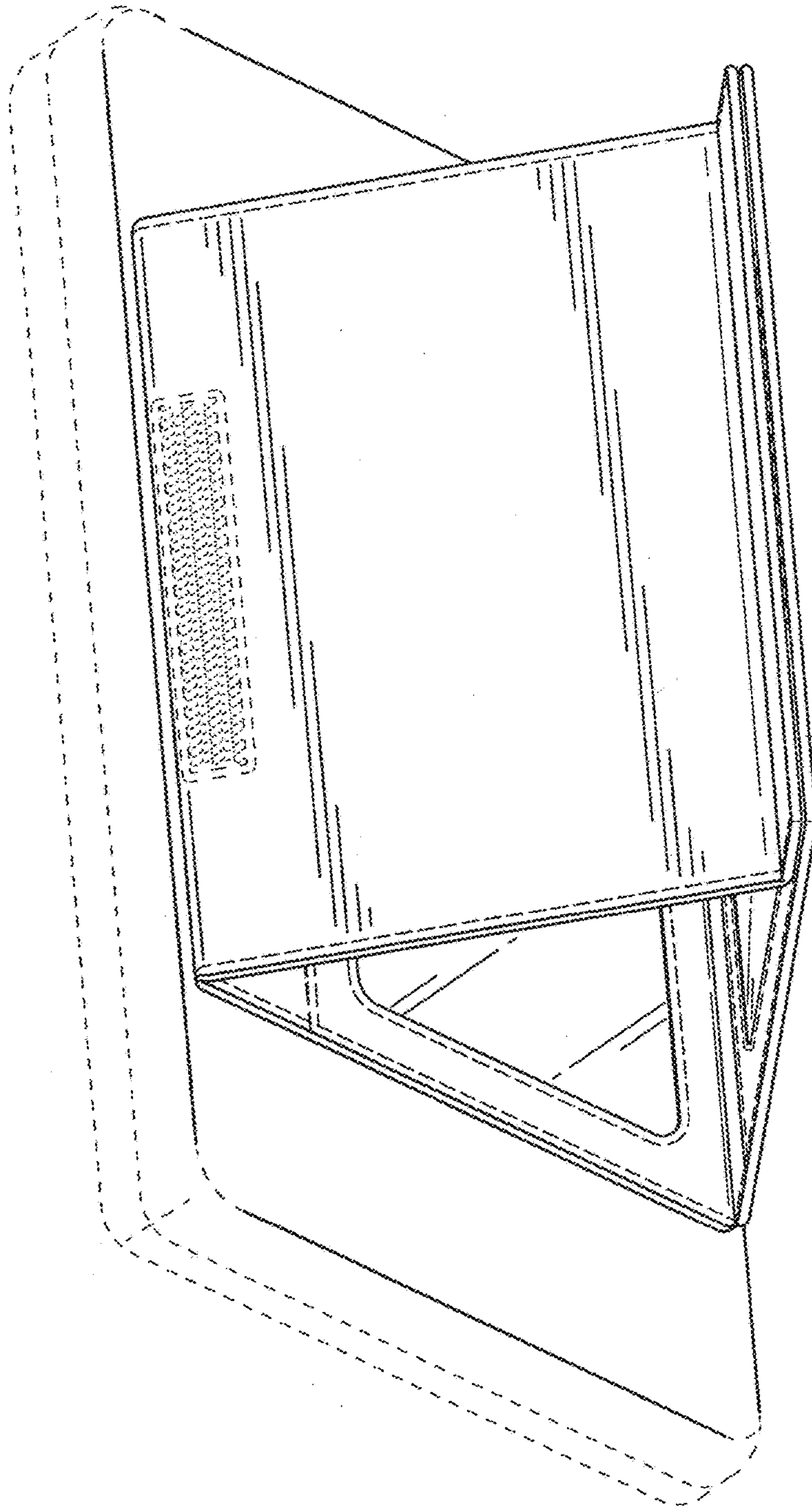


FIG. 15




FIG. 16




FIG. 17




FIG. 18

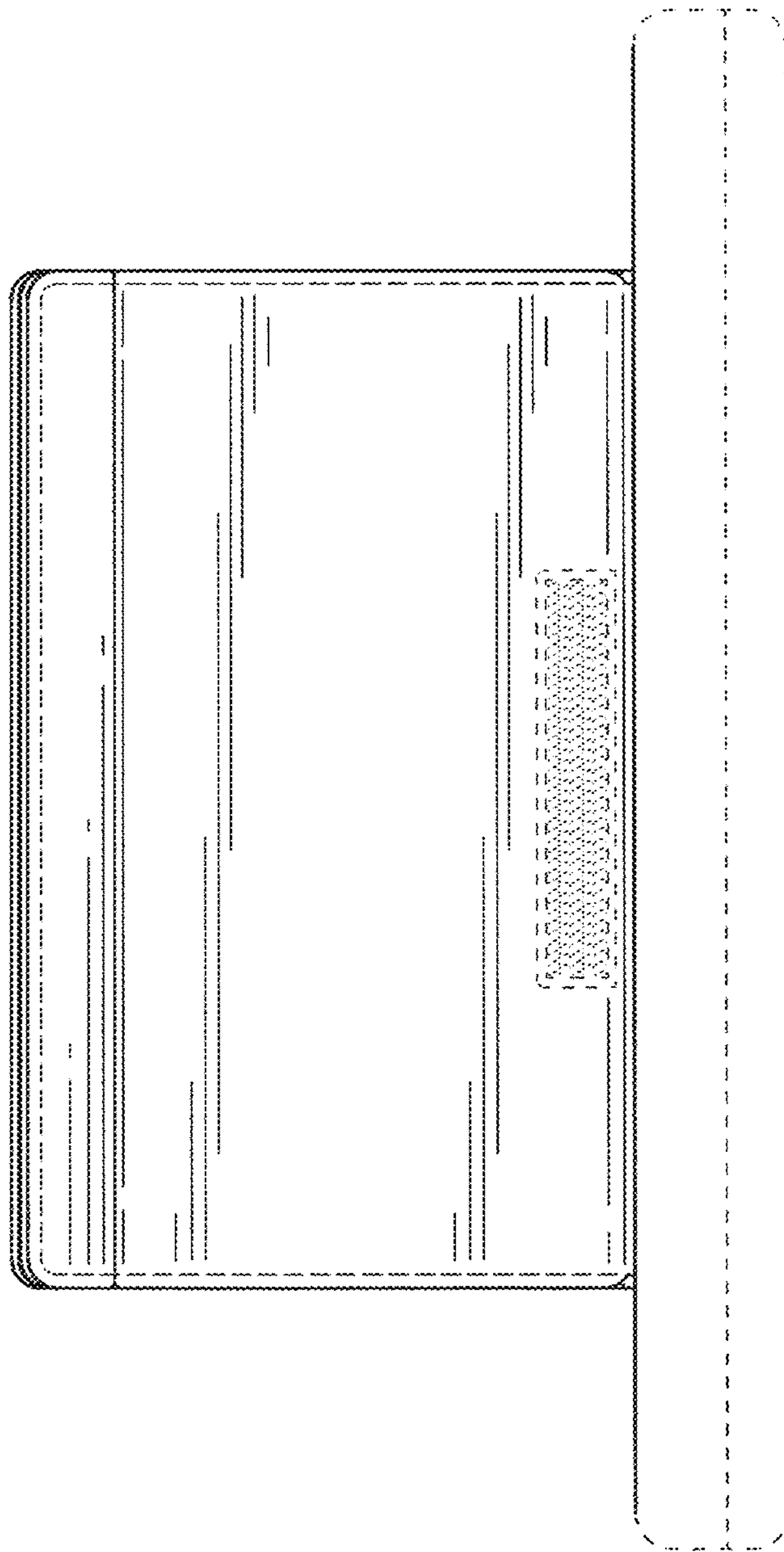


FIG. 19

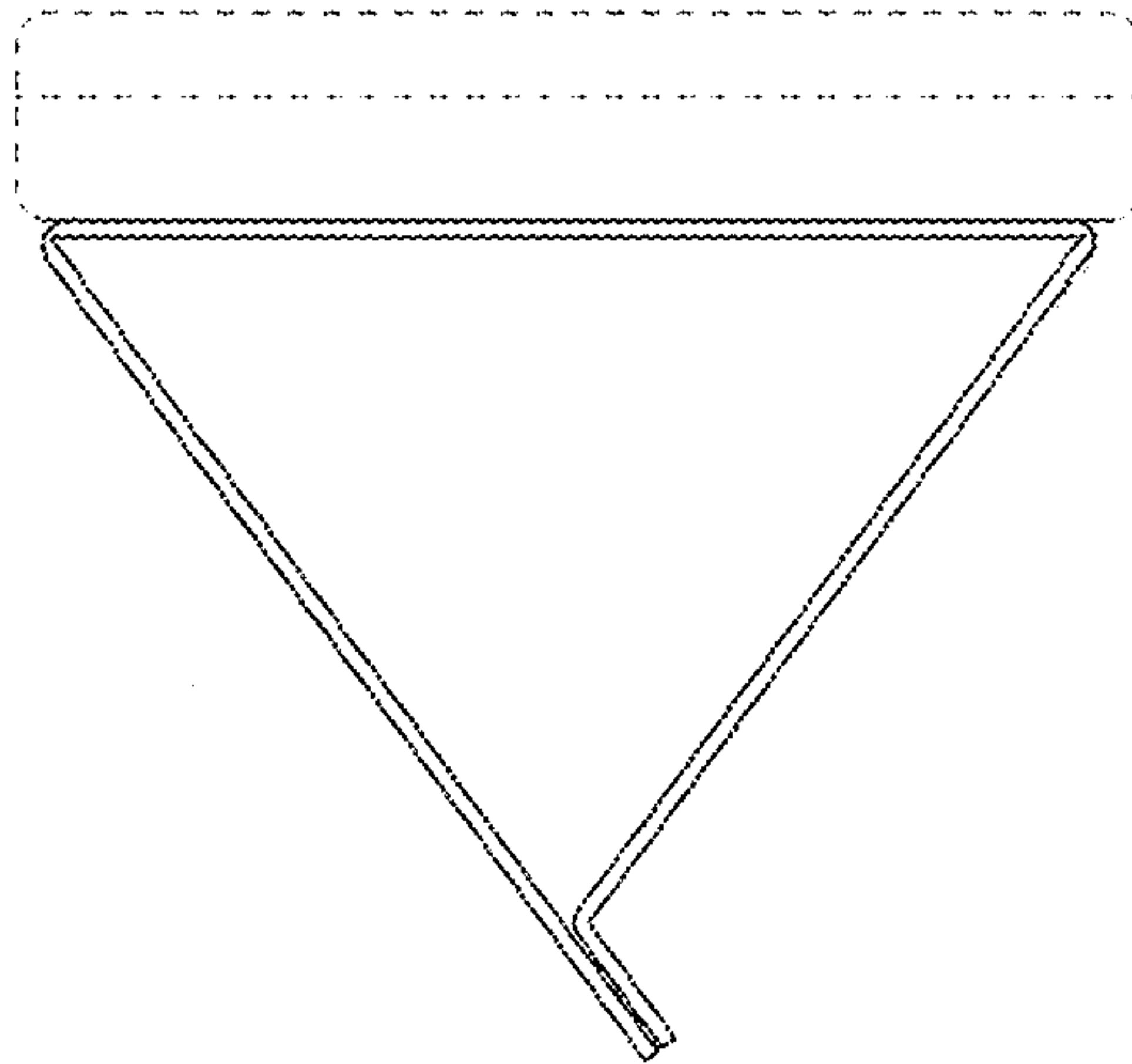


FIG. 20

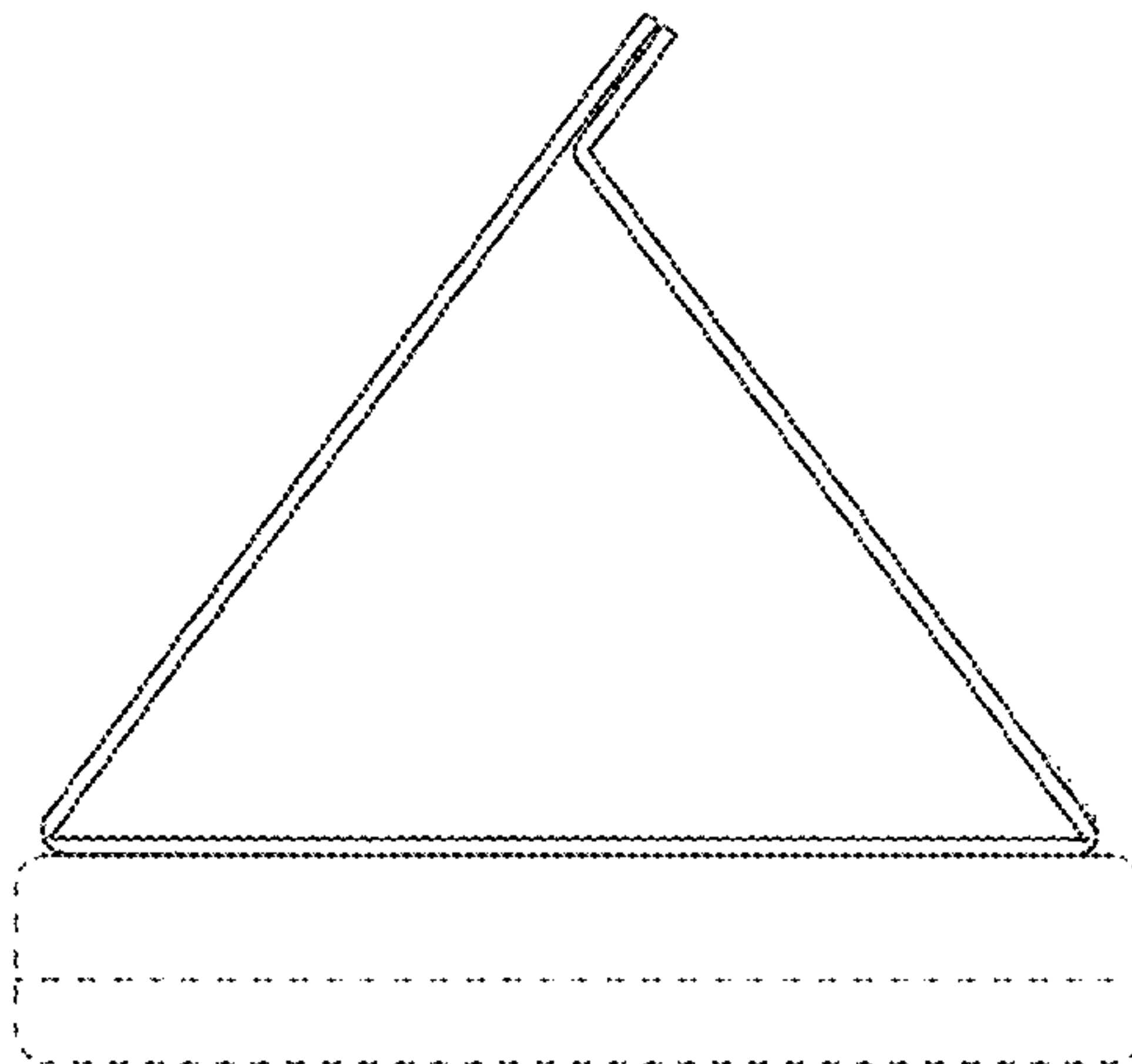


FIG. 21