



US00D808633S

(12) **United States Design Patent**
Ratzlaff

(10) **Patent No.:** **US D808,633 S**
(45) **Date of Patent:** **** Jan. 30, 2018**

- (54) **LACES ON A SHOE**
- (71) Applicant: **Skechers U.S.A., Inc. II**, Manhattan Beach, CA (US)
- (72) Inventor: **Mark A Ratzlaff**, Hermosa Beach, CA (US)
- (73) Assignee: **SKECHERS U.S.A., INC. II**, Manhattan Beach, CA (US)
- (**) Term: **15 Years**
- (21) Appl. No.: **29/600,647**
- (22) Filed: **Apr. 13, 2017**

D102,159 S	12/1936	Wright	
D108,333 S	2/1938	Levine	
D111,279 S	9/1938	Elkin	
D116,814 S	9/1939	Calderazzo	
D118,617 S	1/1940	Delman	
D118,635 S	1/1940	Sholtz	
D134,624 S	12/1942	Cohen	
D167,737 S	9/1952	Braun	
D172,546 S	7/1954	Lakow	
4,461,288 A *	7/1984	Curtis	A43B 3/0073 602/23
D302,838 S	8/1989	Wendt	
D314,414 S	2/1991	Wendt	
D326,949 S	6/1992	Beckley	
D337,425 S	7/1993	Hatfield	
D342,824 S *	1/1994	Bevier	D2/973
D345,045 S	3/1994	Atkins et al.	
D345,245 S	3/1994	McDonald	
D353,483 S	12/1994	Bailey	
D354,843 S	1/1995	Atkins et al.	

Related U.S. Application Data

- (62) Division of application No. 29/584,740, filed on Nov. 16, 2016, now Pat. No. Des. 791,465.
- (51) **LOC (11) Cl.** **02-04**
- (52) **U.S. Cl.**
USPC **D2/978**
- (58) **Field of Classification Search**
USPC D2/896, 943, 944, 946, 969, 976, 978
CPC .. A43B 1/00; A43B 3/00; A43B 23/00; A43B 23/0205; A43B 23/24; A43B 23/25; A43C 1/00; A43C 1/003; A43C 1/006; A43C 1/02; A43C 1/06; A43C 7/00; A43C 7/005; A43C 9/00; A43C 9/02; A43C 11/00; A43C 11/02; A43C 11/04; A43C 11/06; A43C 11/20; A43C 11/24
See application file for complete search history.

- (56) **References Cited**
U.S. PATENT DOCUMENTS

D75,276 S	5/1928	Miller
D94,639 S	2/1935	Stritter
D100,767 S	8/1936	Gerton

Primary Examiner — Elizabeth J Oswecki
(74) *Attorney, Agent, or Firm* — Marshall A. Lerner; Marvin H. Kleinberg; Kleinberg & Lerner, LLP

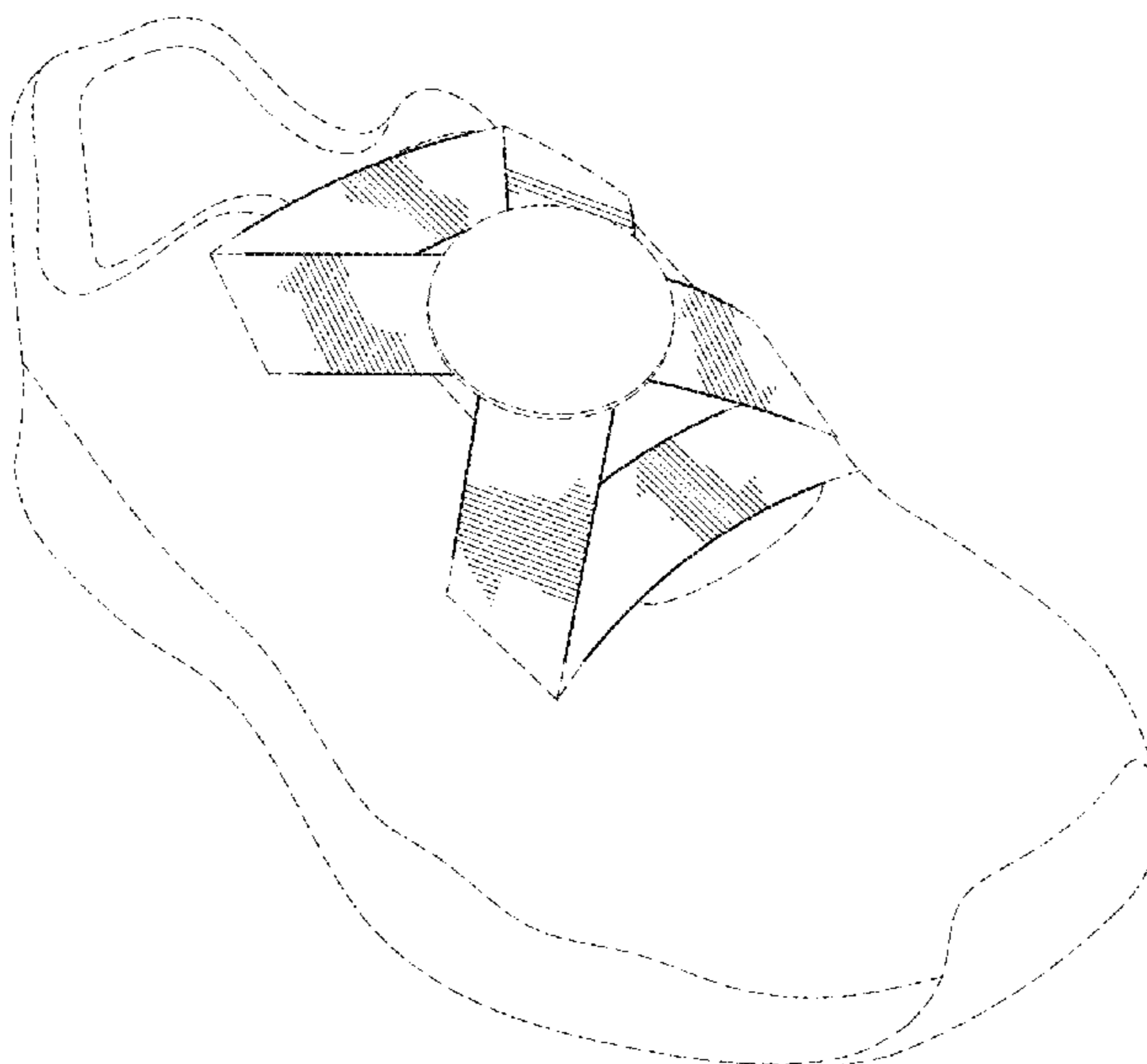
(57) **CLAIM**

The ornamental design for laces on a shoe, as shown and described.

DESCRIPTION

FIG. 1 is a perspective view of laces on a shoe showing my new design.
FIG. 2 is a left side view thereof;
FIG. 3 is a right side view thereof;
FIG. 4 is a top plan view thereof;
FIG. 5 is a bottom plan view thereof;
FIG. 6 is a rear elevation view thereof; and,
FIG. 7 is a front elevation view thereof.
The broken lines shown in the drawings represent portions of the shoe that form no part of the claimed design.

1 Claim, 6 Drawing Sheets



(56)

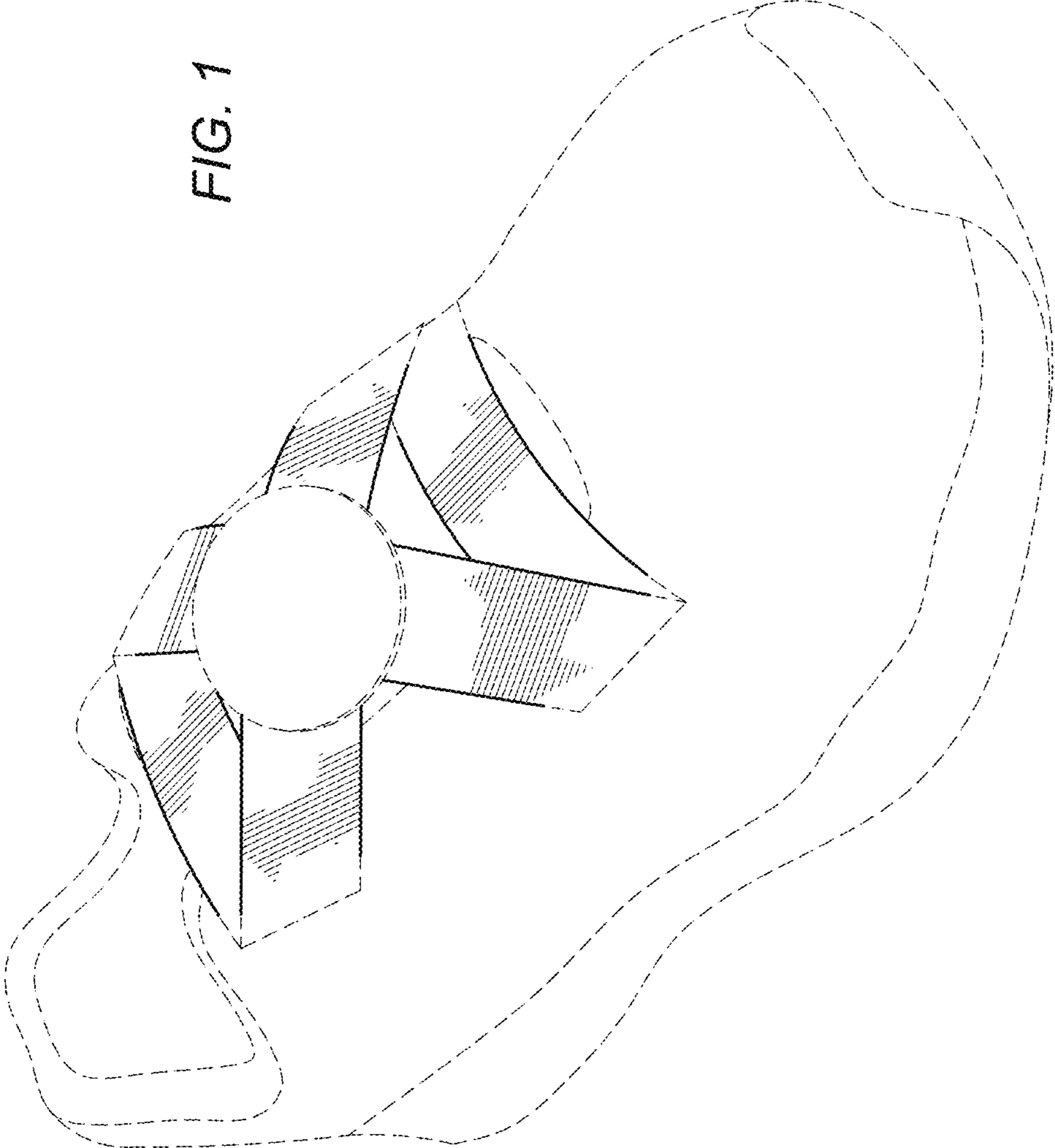
References Cited

U.S. PATENT DOCUMENTS

D359,238 S	6/1995	Sifling	
D360,520 S	7/1995	Bailey	
D360,973 S	8/1995	Bailey	
D365,438 S	12/1995	Orzeck	
D367,163 S	2/1996	Johnson	
D387,893 S	12/1997	Bathum	
5,966,842 A *	10/1999	Hart, Jr.	A43C 11/14 36/50.1
D435,335 S	12/2000	Dean	
D444,936 S	7/2001	Matic et al.	
D461,949 S	8/2002	Urie et al.	
D473,702 S	4/2003	Burg et al.	
D486,298 S	2/2004	Adams	
D492,472 S	7/2004	Santa	
D504,212 S	4/2005	Schoenborn et al.	
D505,000 S	5/2005	Schoenborn et al.	
D511,609 S	11/2005	Magro et al.	
D513,361 S	1/2006	Teriatnikov	
D520,223 S	5/2006	Burg	
D526,117 S	8/2006	Choi	
D530,063 S	10/2006	Issler	
D536,866 S	2/2007	Cass	
D541,515 S	5/2007	Lane, III	
D550,935 S	9/2007	Issler	
D560,344 S	1/2008	Belley et al.	
D560,900 S	2/2008	Belley et al.	
D563,089 S	3/2008	Andersen et al.	
D563,639 S	3/2008	Matis et al.	
D564,199 S	3/2008	Belley et al.	
D566,930 S	4/2008	Liow	
D570,590 S *	6/2008	Teteriatnikov	D2/969
D581,647 S	12/2008	St-Louis	
D584,038 S	1/2009	St-Louis et al.	
D586,100 S	2/2009	Schoenborn et al.	
D587,884 S	3/2009	Taesiensen	
D594,642 S	6/2009	Hansen	
D599,535 S	9/2009	Del Biondi et al.	
D599,983 S *	9/2009	Kim	D2/901
D604,494 S	11/2009	Issler	
D628,787 S	12/2010	Guers-Neyraud	
D653,841 S	2/2012	Menezes	
8,146,271 B2 *	4/2012	Friton	A43C 1/00 24/712.1
D663,510 S	7/2012	Benaim	
D670,894 S	11/2012	Hardy	
D674,178 S *	1/2013	Petrie	D2/972
D682,525 S	5/2013	James	
D683,123 S	5/2013	James	
D694,995 S *	12/2013	Nguyen	D2/916
D718,920 S	12/2014	Jones et al.	
D736,502 S	8/2015	Helwig	
D739,126 S	9/2015	Fongher et al.	
D744,740 S	12/2015	Kenison	
D771,932 S *	11/2016	Little	D2/973
D788,445 S *	6/2017	Fox	A45D 8/34 D2/976
D791,465 S *	7/2017	Ratzlaff	D2/976

* cited by examiner

FIG. 1



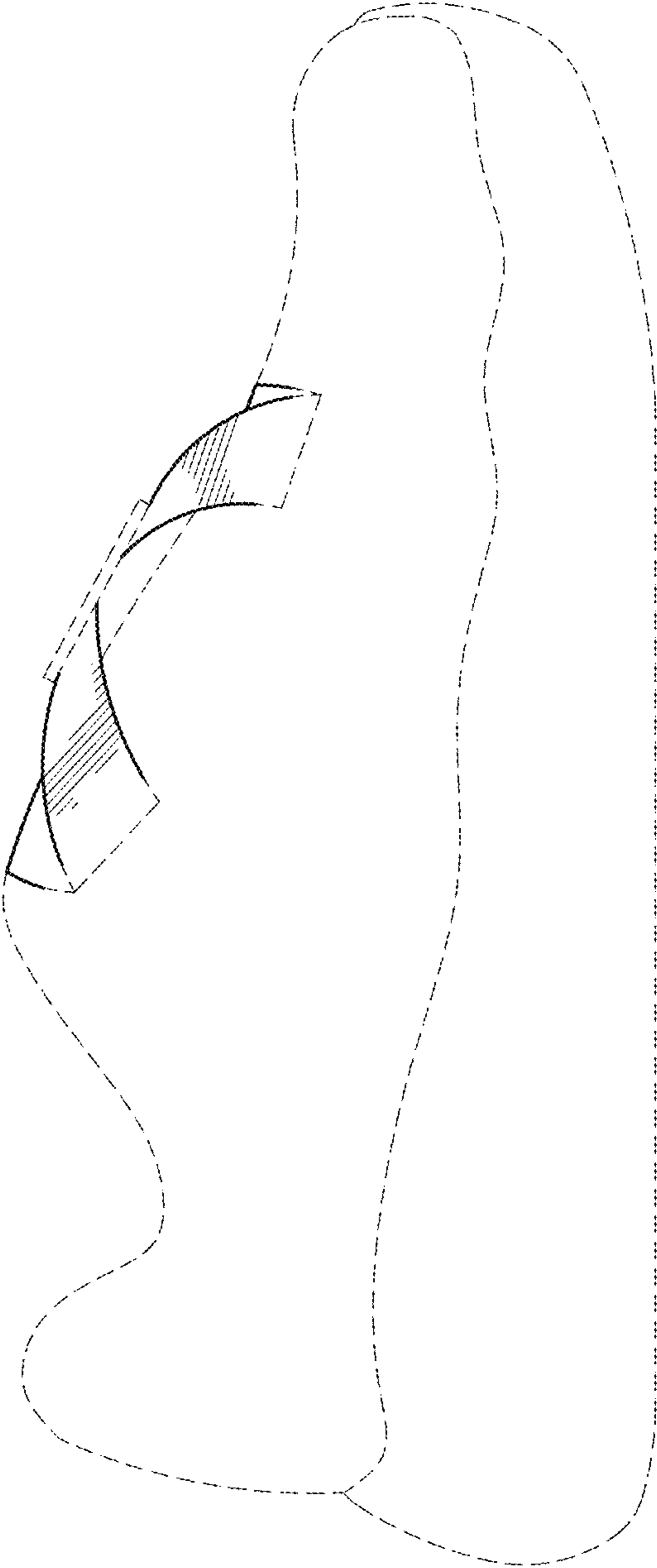


FIG. 2

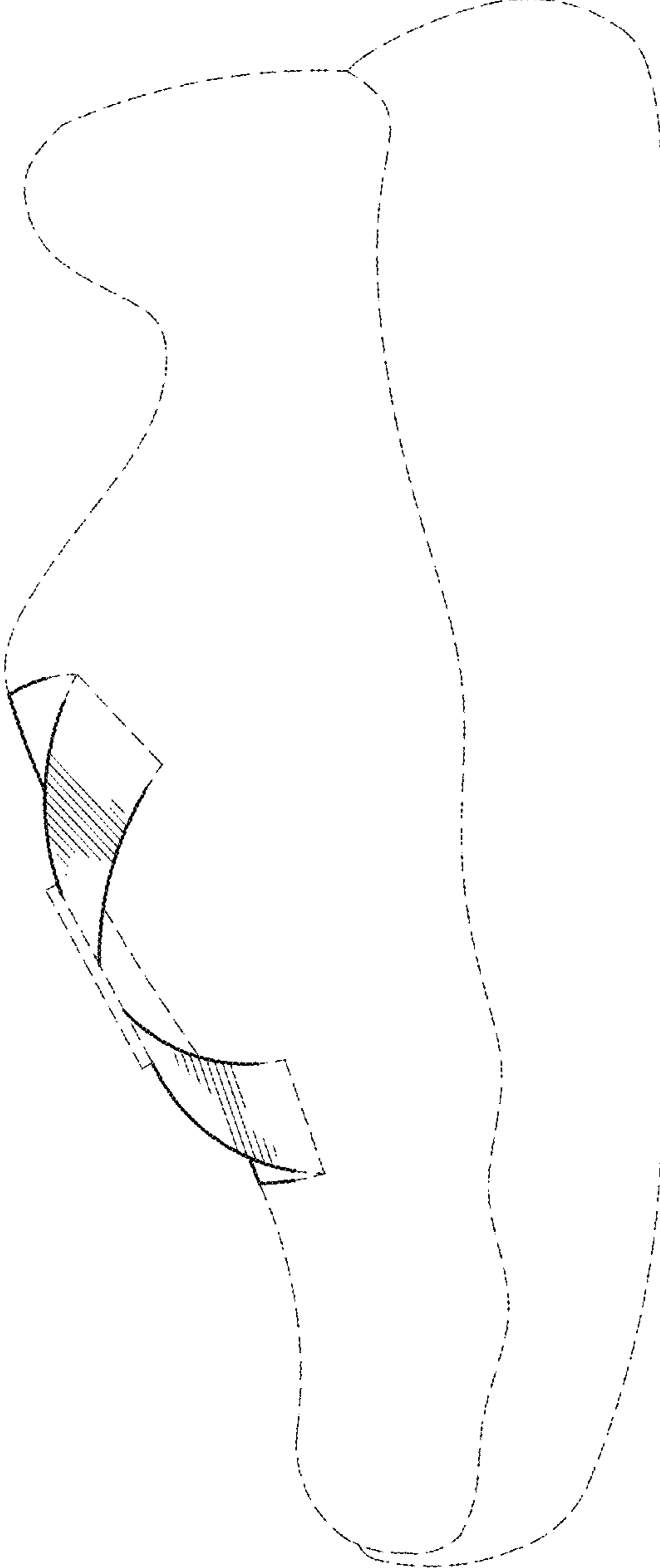


FIG. 3

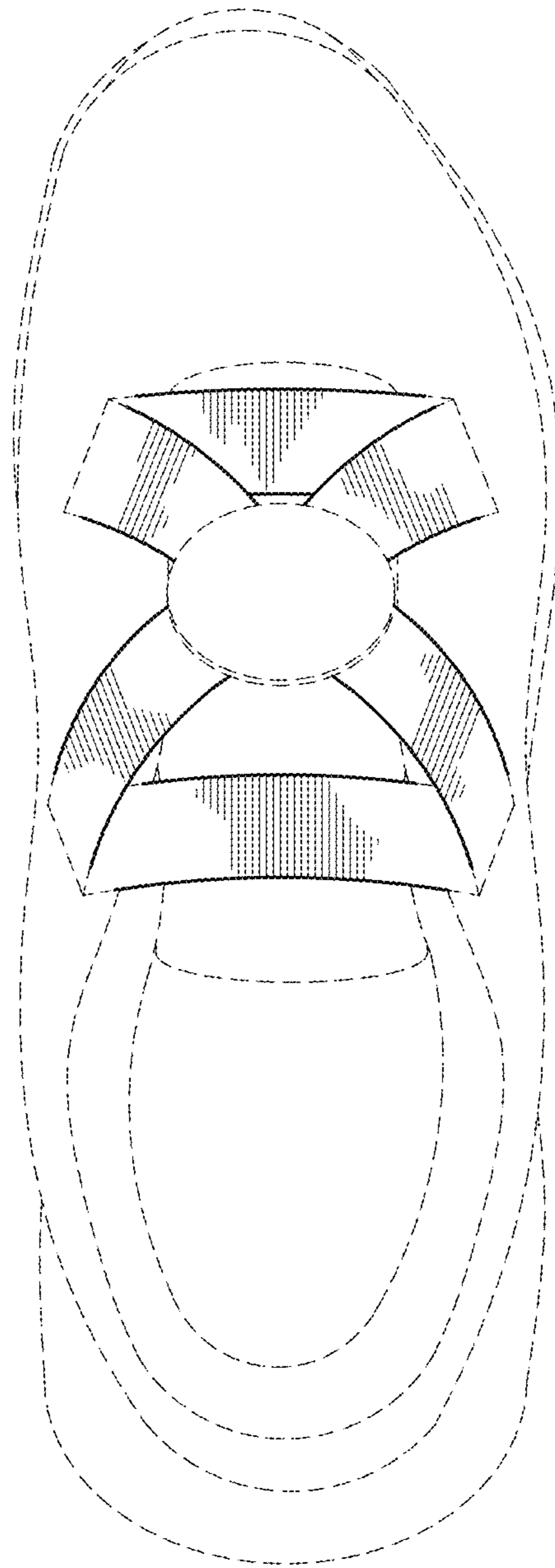


FIG. 4

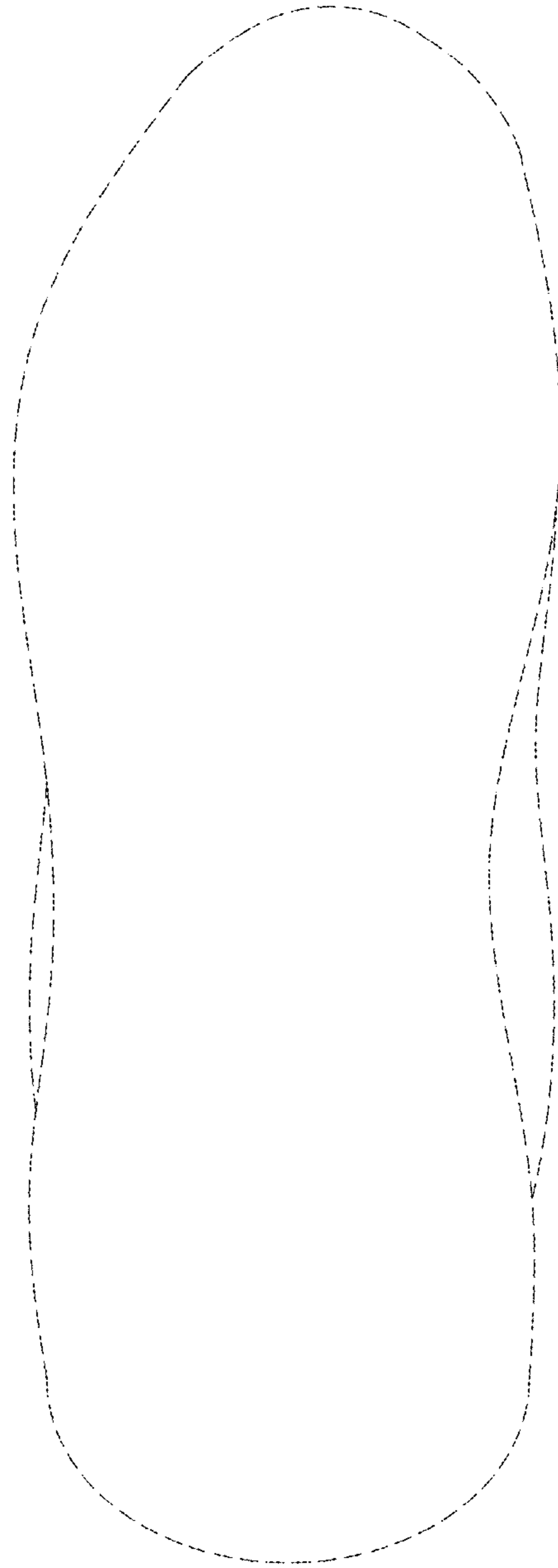


FIG. 5

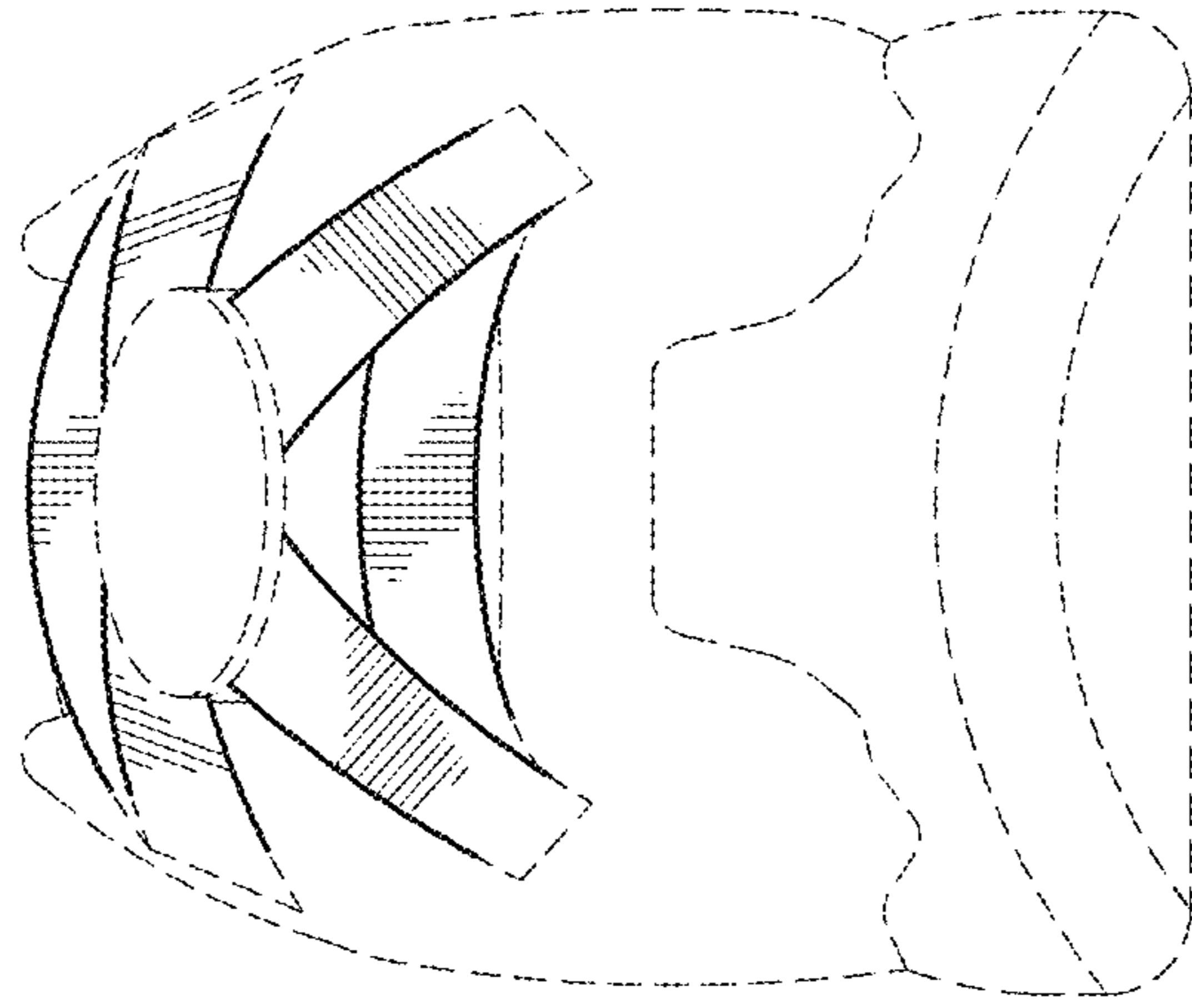


FIG. 7

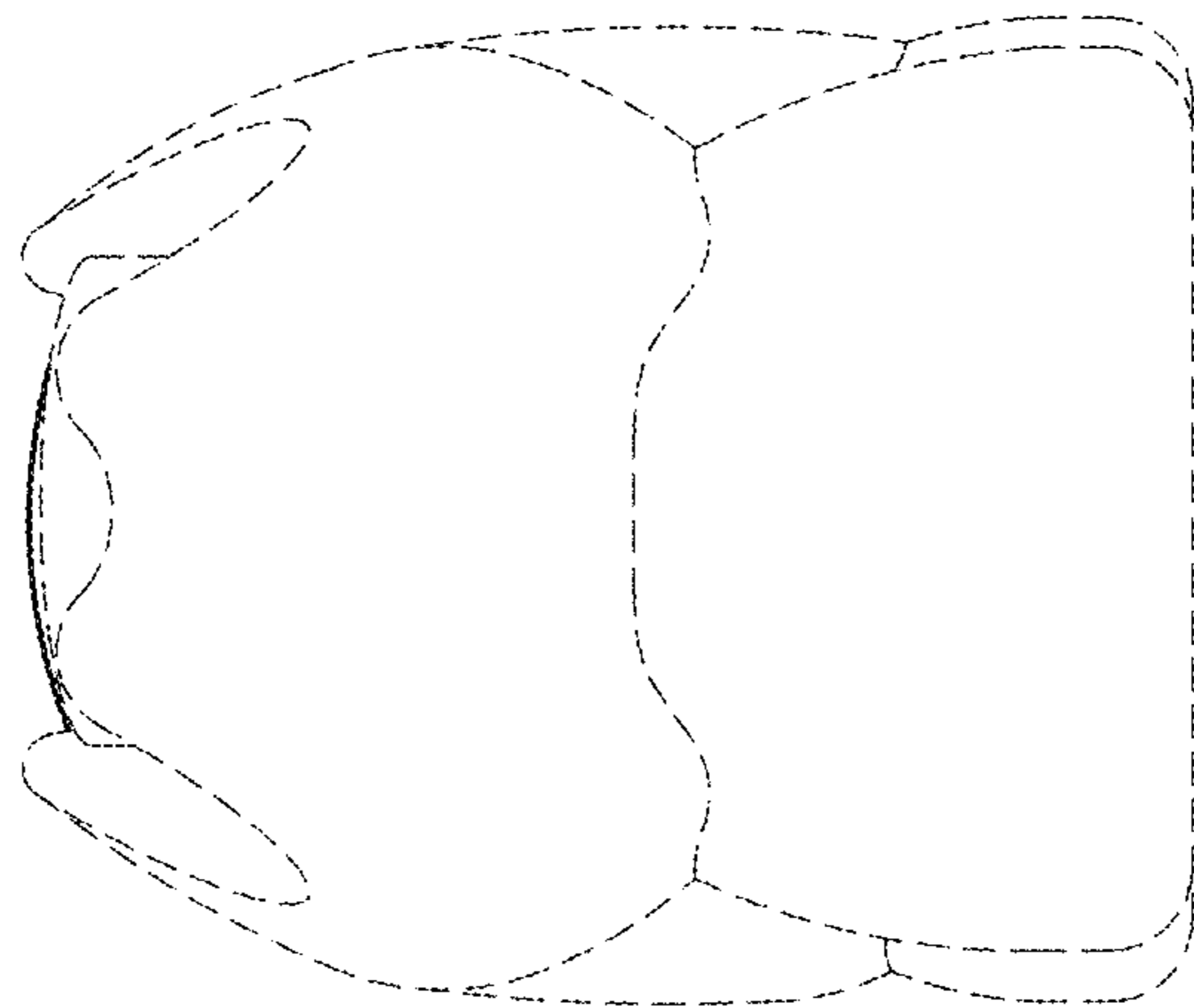


FIG. 6