



US00D808629S

(12) **United States Design Patent**  
**Parrett et al.**

(10) **Patent No.:** **US D808,629 S**  
(45) **Date of Patent:** **\*\* Jan. 30, 2018**

- (54) **SHOE UPPER**
- (71) Applicant: **NIKE, Inc.**, Beaverton, OR (US)
- (72) Inventors: **Laura C. Parrett**, Portland, OR (US);  
**Nathan M. VanHook**, Portland, OR (US)
- (73) Assignee: **NIKE, Inc.**, Beaverton, OR (US)
- (\*\*) Term: **15 Years**
- (21) Appl. No.: **29/549,855**
- (22) Filed: **Dec. 28, 2015**
- (51) **LOC (11) Cl.** ..... **02-04**
- (52) **U.S. Cl.**  
USPC ..... **D2/972**; D2/947
- (58) **Field of Classification Search**  
USPC ..... D2/972-974, 902, 906-912, 943-946,  
D2/969-972, 947, 959; D5/47, 54, 63  
CPC ... A43B 3/0047; A43B 3/0052; A43B 3/0057;  
A43B 3/0063; A43B 3/0068; A43B  
3/0073; A43B 1/04; A43B 1/06; A43B  
5/00; A43B 5/02; A43B 5/06; A43B 5/10;  
A43B 5/14; A43B 23/0245; A43B  
13/125; A43B 13/186; A43C 3/00; A43C  
7/06  
See application file for complete search history.

- D433,222 S \* 11/2000 Hardy ..... D2/973
  - D466,276 S \* 12/2002 Tomczak ..... A43B 5/025  
D2/964
  - D496,528 S 9/2004 Mueller
  - D500,195 S \* 12/2004 Matis ..... D2/969
  - D530,073 S \* 10/2006 Roulo ..... D2/972
  - D544,698 S 6/2007 Chang
  - D546,548 S \* 7/2007 Wozniak ..... D2/972
  - D547,047 S 7/2007 Roulo
  - D568,601 S 5/2008 Chang
  - D568,602 S \* 5/2008 Henderson ..... D2/972
  - D593,308 S \* 6/2009 St-Louis ..... D2/969
  - D616,192 S \* 5/2010 Petrie ..... D2/972
  - D616,193 S 5/2010 Henderson
- (Continued)

**OTHER PUBLICATIONS**

Nike Air Max Effort TR, as posted at SneakerFreaker.com [online], posted on Dec. 27, 2014 [site visited Feb. 13, 2017]. Available on the Internet, <URL: <https://www.sneakerfreaker.com/sneakers/nike-air-max-effort-tr-blackwhite/>>.\*

*Primary Examiner* — Jeffrey D Asch  
*Assistant Examiner* — Rebekah A Caruso  
(74) *Attorney, Agent, or Firm* — Banner & Witcoff, Ltd.

(57) **CLAIM**

The ornamental design for a shoe upper, as shown and described.

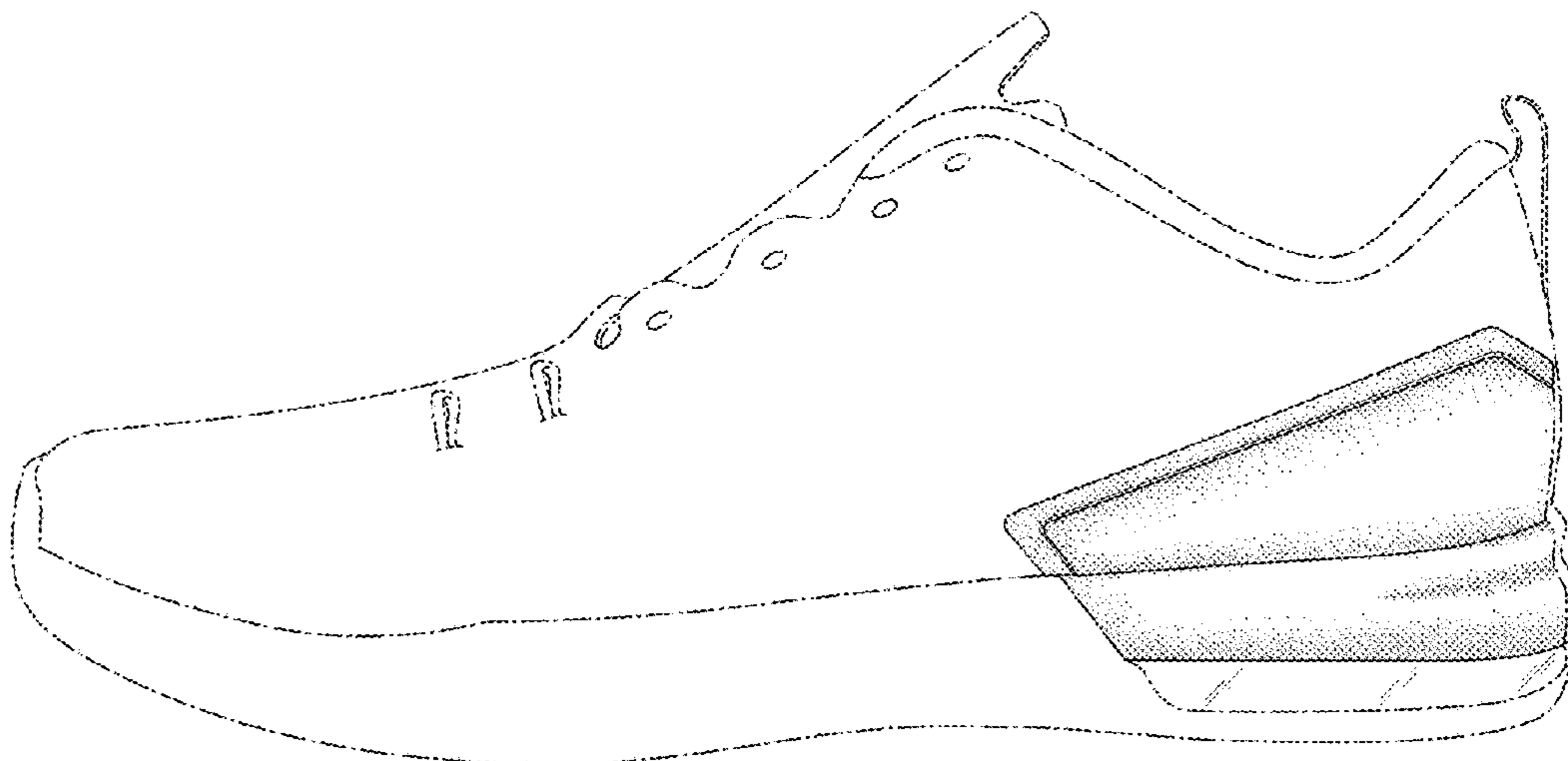
**DESCRIPTION**

FIG. 1 is a front perspective view of a shoe upper showing our new design; FIG. 2 is a side view thereof; and, FIG. 3 is a rear perspective view thereof. The broken lines immediately adjacent to the shaded area define the bound of the claimed design, and form no part thereof. The broken lines showing the remainder of the shoe are for environmental purposes only and form no part of the claimed design.

**1 Claim, 3 Drawing Sheets**

(56) **References Cited**  
U.S. PATENT DOCUMENTS

- D326,354 S 5/1992 Hatfield
- D326,953 S 6/1992 Hatfield
- D327,162 S 6/1992 Hatfield
- D334,650 S 4/1993 Teague
- D343,046 S \* 1/1994 Feller ..... D2/969
- D343,719 S 2/1994 Kayano
- D343,722 S \* 2/1994 Lucas ..... D2/969
- D348,561 S \* 7/1994 Lozano ..... D2/912
- D398,752 S 9/1998 Pelsue
- D399,044 S \* 10/1998 Hamel ..... D2/970
- D413,013 S \* 8/1999 Koh ..... D2/969



(56)

**References Cited**

U.S. PATENT DOCUMENTS

D617,543 S	6/2010	Henderson	
D638,615 S	5/2011	McMillan	
D639,042 S *	6/2011	Gibson .....	D2/969
D664,344 S *	7/2012	Bacon .....	D2/906
D681,315 S *	5/2013	Della Valle .....	D2/908
D687,221 S	8/2013	Taylor	
D701,035 S	3/2014	Hatfield	
D707,924 S	7/2014	Hardy	
D707,939 S *	7/2014	McCourt .....	D2/969
D712,133 S *	9/2014	Miner .....	D2/972
D713,635 S	9/2014	de Montgoffier	
D743,151 S *	11/2015	Toliver .....	D2/944
D773,159 S *	12/2016	Seamarks .....	D2/947
D796,813 S *	9/2017	Link .....	D2/972

\* cited by examiner

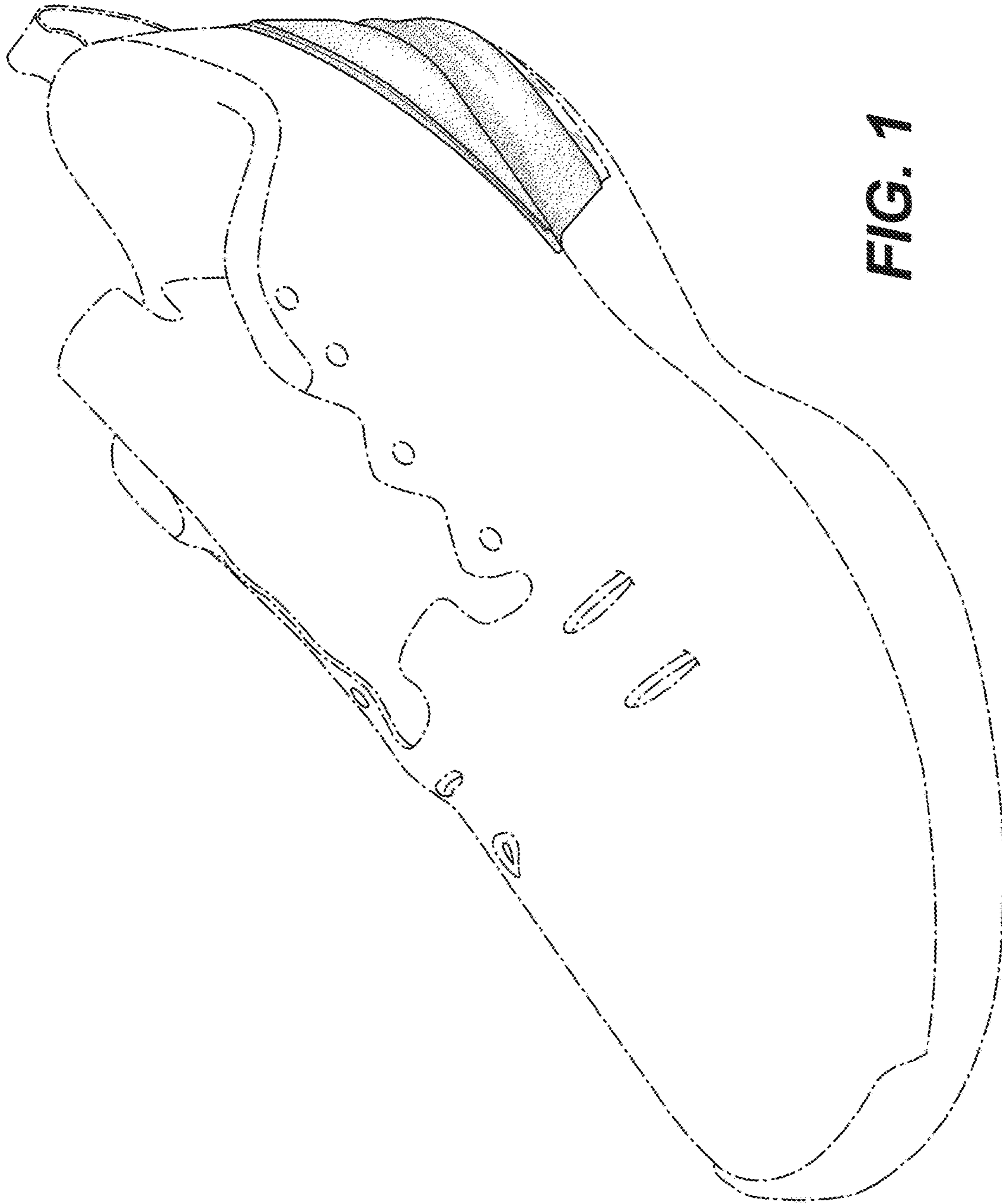


FIG. 1

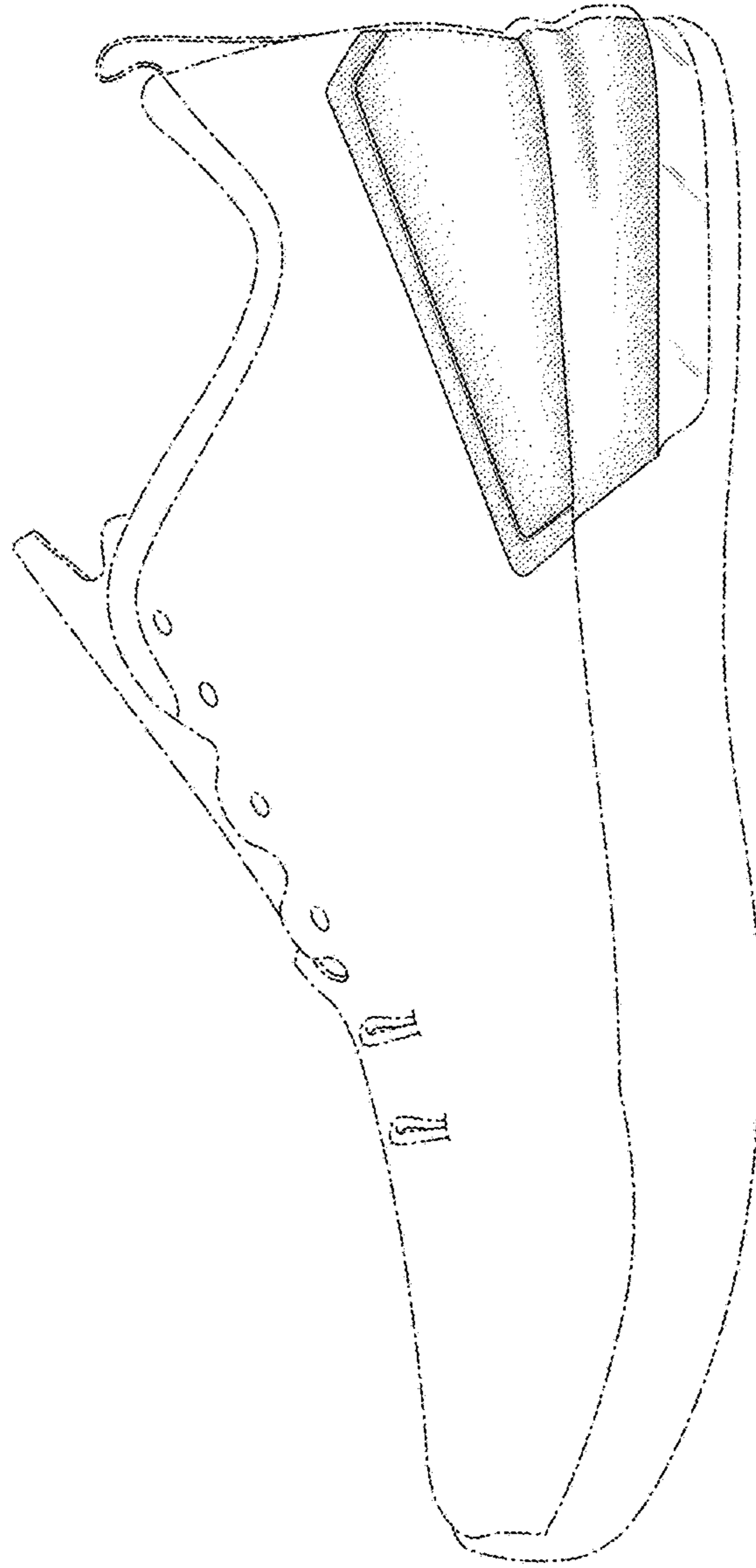


FIG. 2



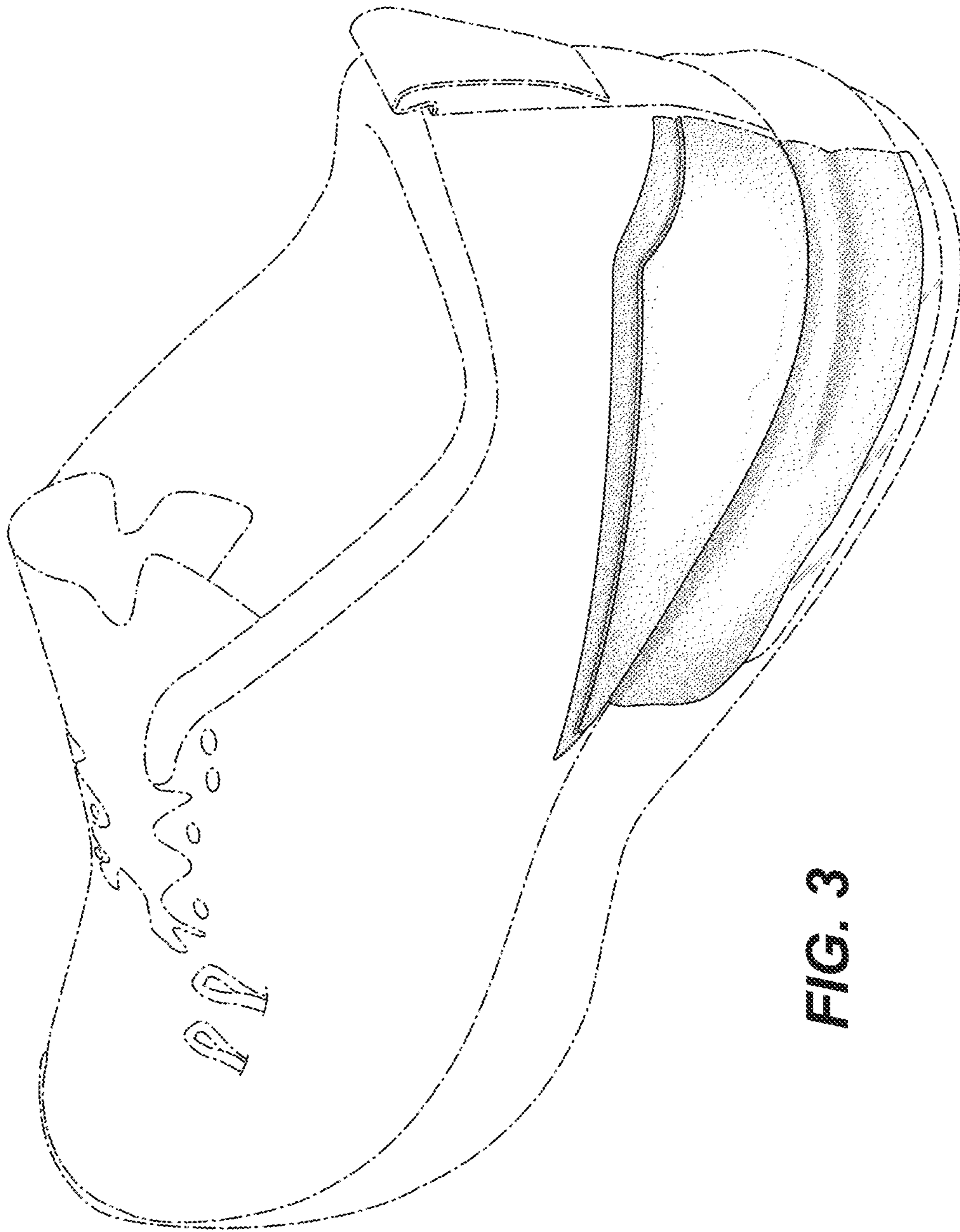


FIG. 3