

US00D808624S

(12) **United States Design Patent**
He

(10) **Patent No.:** **US D808,624 S**

(45) **Date of Patent:** **** Jan. 30, 2018**

(54) **SHOE SOLE**

(71) Applicant: **Huaijun He**, Toronto (CA)

(72) Inventor: **Huaijun He**, Toronto (CA)

(**) Term: **15 Years**

(21) Appl. No.: **29/568,084**

(22) Filed: **Jun. 15, 2016**

(51) **LOC (11) Cl.** **02-04**

(52) **U.S. Cl.**
USPC **D2/957; D2/951; D2/960**

(58) **Field of Classification Search**
USPC D2/902, 906, 908, 916, 918, 925,
D2/946-962, 977; 36/3 B, 22 R, 24.5,
36/25 R, 28, 32 R, 34 R, 59 C, 67 A, 103
CPC A43B 13/00; A43B 13/02; A43B 13/023;
A43B 13/026; A43B 13/04; A43B 13/08;
A43B 13/10; A43B 13/12; A43B 13/14;
A43B 13/141; A43B 13/143; A43B
13/16; A43B 13/18; A43B 13/181; A43B
13/187; A43B 13/189; A43B 13/20; A43B
13/22; A43B 13/223; A43B 13/24; A43B
13/28; A43B 13/30; A43B 13/32; A43B
13/34; A43B 13/36

See application file for complete search history.

(56) **References Cited**

U.S. PATENT DOCUMENTS

D370,993 S *	6/1996	Mangee	D2/951
5,915,819 A *	6/1999	Gooding	A42B 3/121 36/10
D433,792 S	11/2000	Cockrell		
6,178,662 B1 *	1/2001	Legatzke	A43B 1/0009 36/29
D468,079 S	1/2003	DeGrand et al.		
D512,821 S *	12/2005	Lee	D2/958
D540,016 S *	4/2007	McClaskie	D2/953
D564,191 S *	3/2008	Jensen	D2/953
D571,089 S *	6/2008	Centurione	D2/956

D572,885 S *	7/2008	Jensen	D2/953
D599,087 S *	9/2009	Kay	D2/909
D611,691 S *	3/2010	Lubart	D2/946
D612,141 S *	3/2010	Moon	D2/962
D622,946 S *	9/2010	Moon	D2/951
D622,947 S *	9/2010	Moon	D2/951
D625,091 S *	10/2010	Moon	D2/951
D625,092 S *	10/2010	Moon	D2/951
D638,616 S *	5/2011	Gibson	D2/951

(Continued)

Primary Examiner — T. Chase Nelson

(74) *Attorney, Agent, or Firm* — Jason H. Vick; Sheridan Ross PC

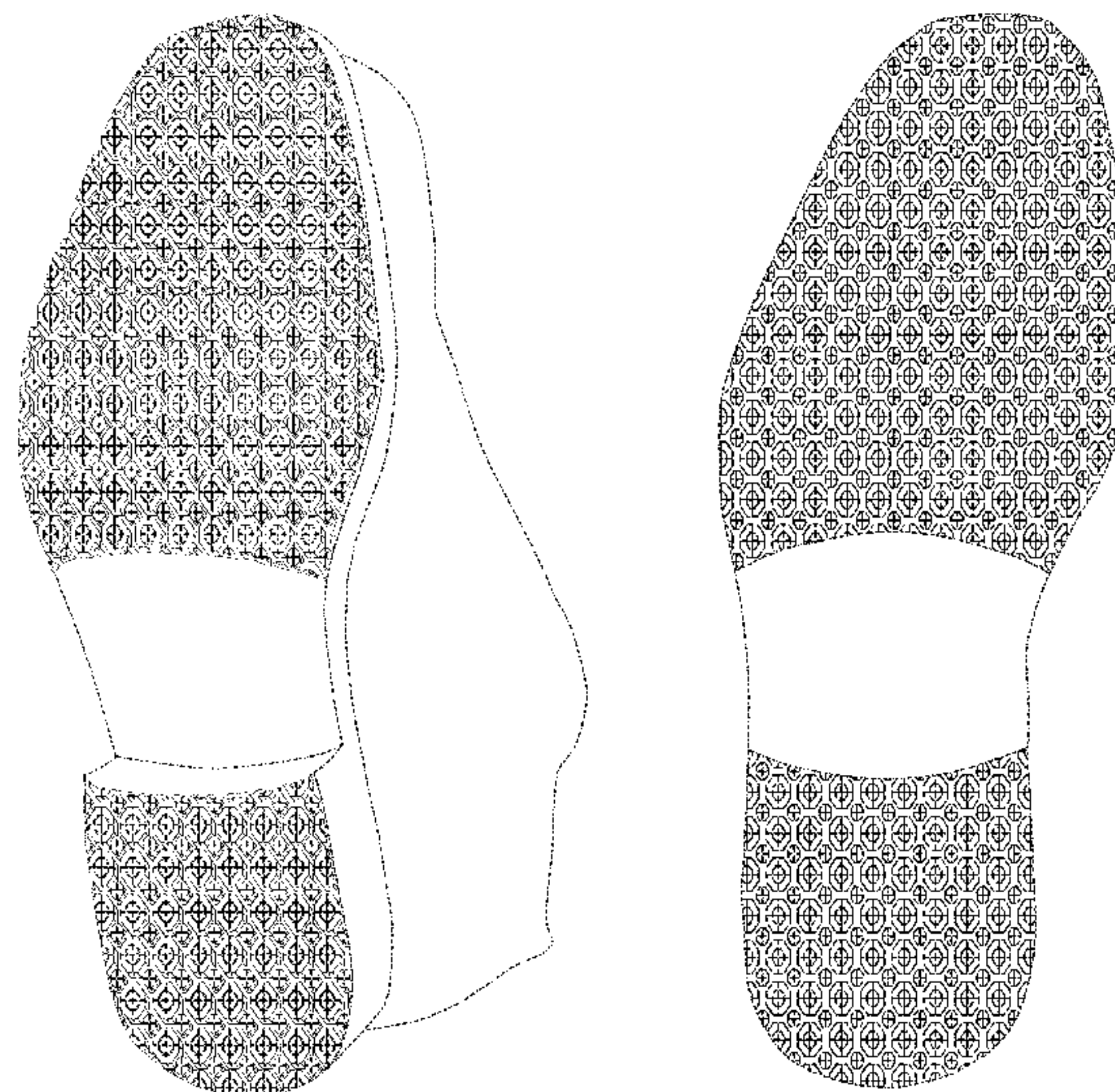
(57) **CLAIM**

The ornamental design for a shoe sole, as shown and described.

DESCRIPTION

FIG. 1 is a bottom perspective view of a shoe sole showing my new design;
 FIG. 2 is a bottom plan view thereof;
 FIG. 3 is left side elevation view thereof;
 FIG. 4 is a right side elevation view thereof;
 FIG. 5 is a front view thereof;
 FIG. 6 is rear view thereof;
 FIG. 7 is an enlarged fragmentary plan view of a portion of the shoe sole of FIG. 2 showing details of the portion of the shoe sole;
 FIG. 8 is a rear elevation view of FIG. 7, the front being a mirror image thereof;
 FIG. 9 is a right side elevation view of FIG. 7, the left side being a mirror image thereof; and,
 FIG. 10 is a bottom perspective view of the details of the portion of the shoe sole of FIG. 7.
 The broken-line disclosure in the views representing portions of a shoe or the shoe sole is provided for the purpose of illustrating environment, and forms no part of the claimed design.

1 Claim, 6 Drawing Sheets



(56)

References Cited

U.S. PATENT DOCUMENTS

D664,748	S *	8/2012	Lubart	D2/923
D713,629	S *	9/2014	Petrie	D2/951
D723,777	S *	3/2015	Cin	D2/951
D725,358	S *	3/2015	Francis	D2/951
D727,610	S *	4/2015	Francis	D2/951
D734,602	S *	7/2015	Blankinship	D2/951
D734,603	S *	7/2015	Francis	D2/951
D755,491	S *	5/2016	Nakano	D2/951
D756,095	S *	5/2016	Nakano	D2/951
D761,543	S *	7/2016	Granger	D2/961
D762,366	S *	8/2016	Granger	D2/961
D765,372	S *	9/2016	Petrie	D2/951
D765,962	S *	9/2016	Brilliant	D2/951
D767,260	S *	9/2016	Lubart	D2/909
D768,369	S *	10/2016	Padilla	D2/951
D771,921	S *	11/2016	Granger	D2/961
D771,922	S *	11/2016	Granger	D2/961
D773,165	S *	12/2016	Youn	D2/962
D778,554	S *	2/2017	VanHook	D2/947
D778,567	S *	2/2017	Granger	D2/961
D782,793	S *	4/2017	Truelsen	D2/954
D783,969	S *	4/2017	Kanata	D2/951
D787,792	S *	5/2017	Caron	D2/951
9,635,903	B2 *	5/2017	Lawless	A43B 3/0073
D790,181	S *	6/2017	Parrett	D2/951
D790,823	S *	7/2017	Pauk	D2/958
2015/0128455	A1	5/2015	Lubart		
2015/0342300	A1 *	12/2015	Cin	A43B 17/003 36/103
2017/0099907	A1 *	4/2017	Cin	A43B 13/223

* cited by examiner

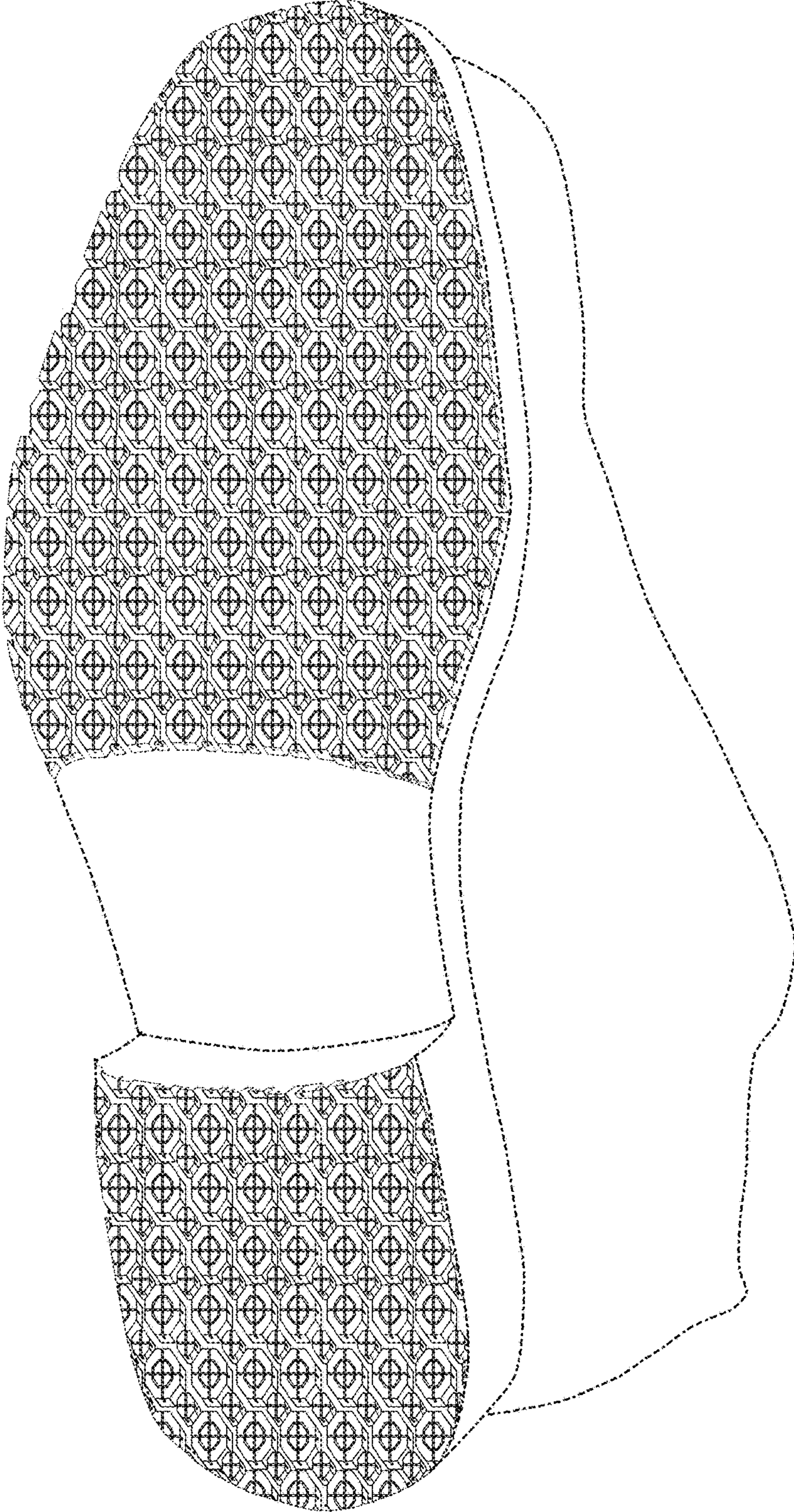


FIG. 1




FIG. 2

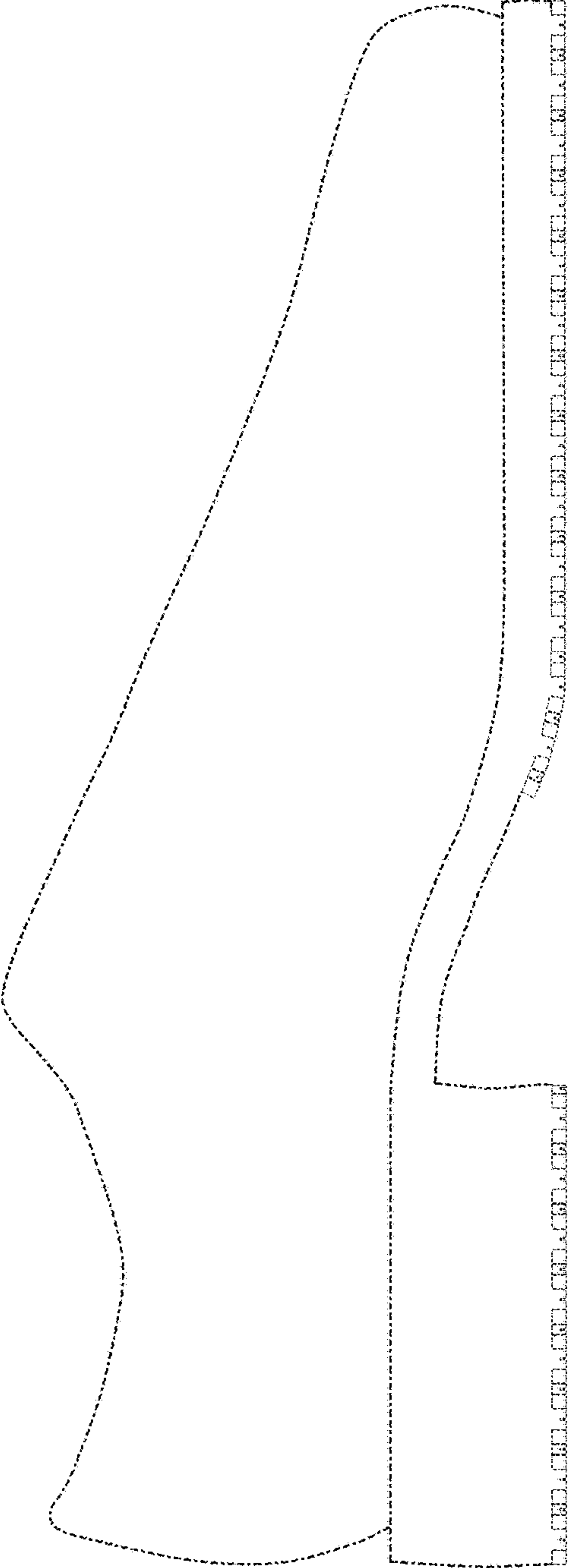


FIG.3




FIG.4

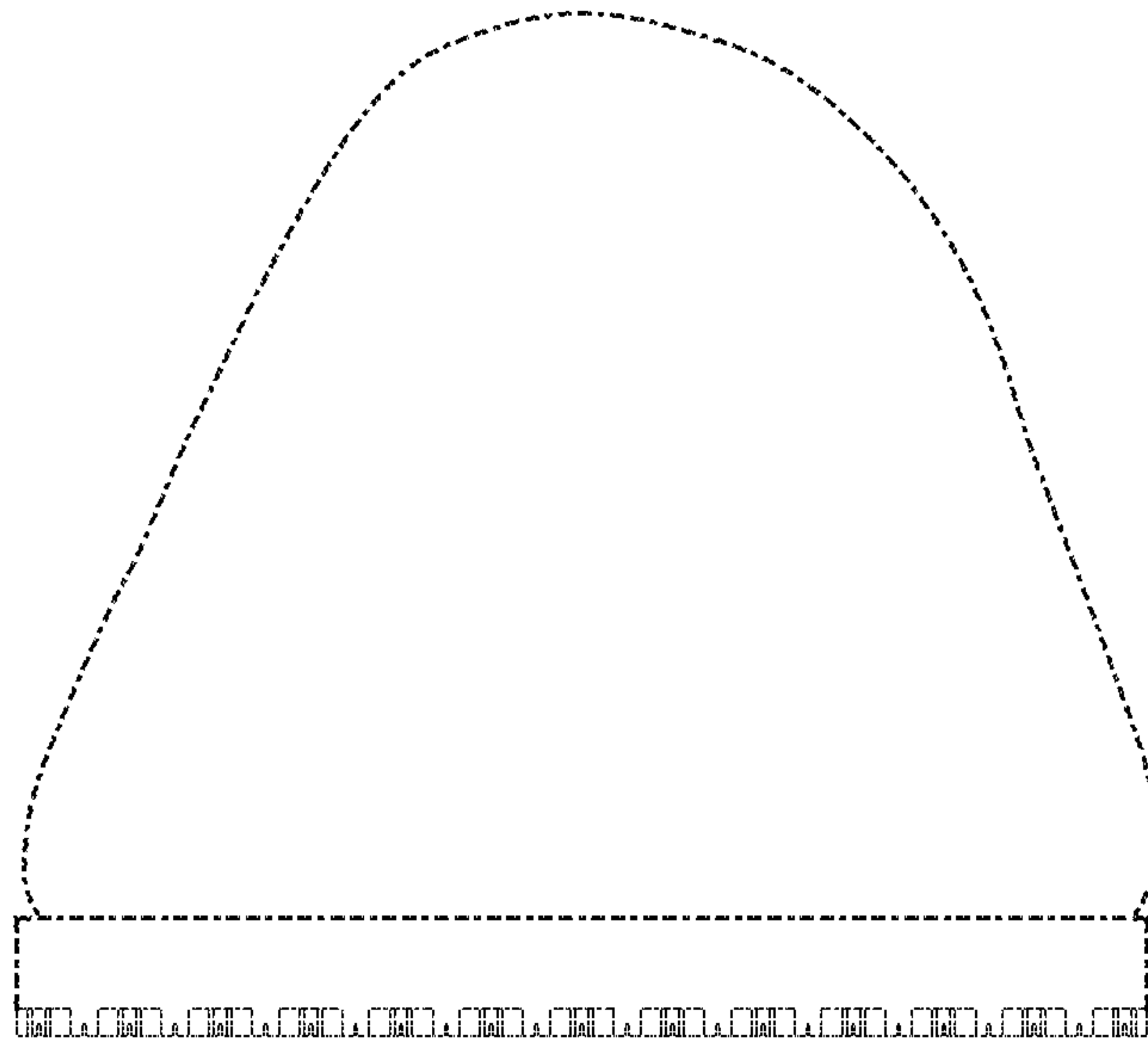


FIG. 5

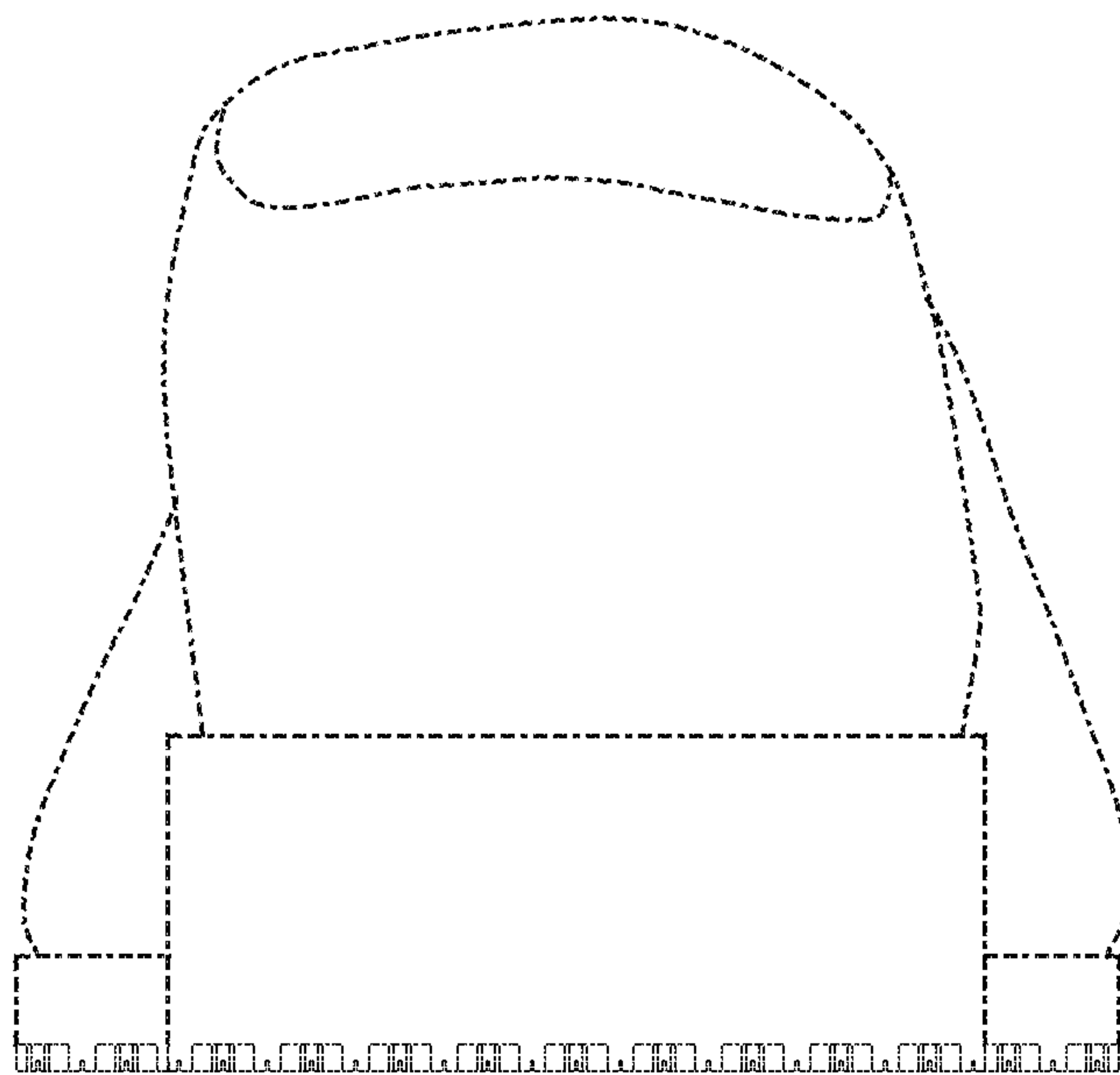


FIG. 6

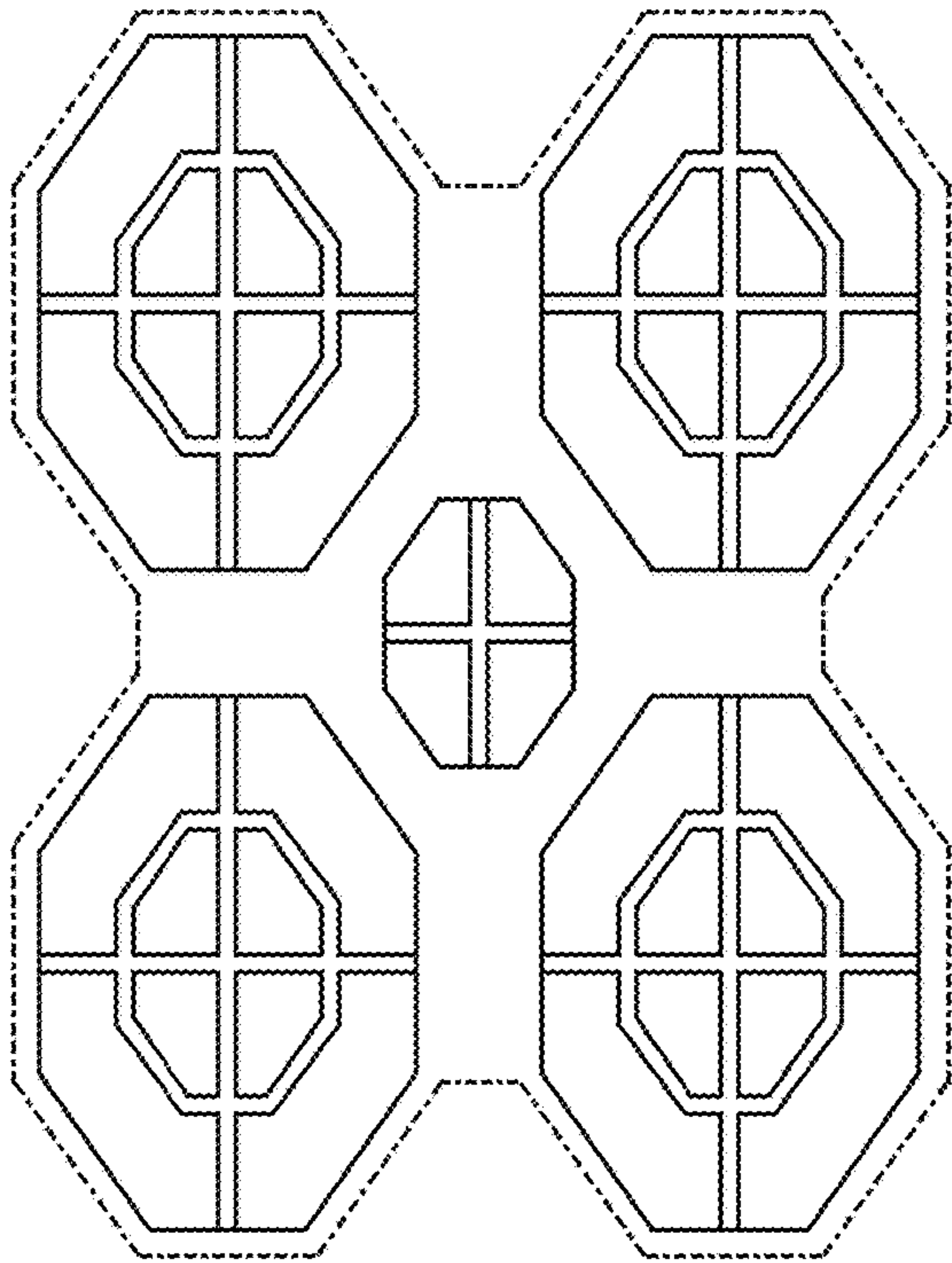


FIG. 7

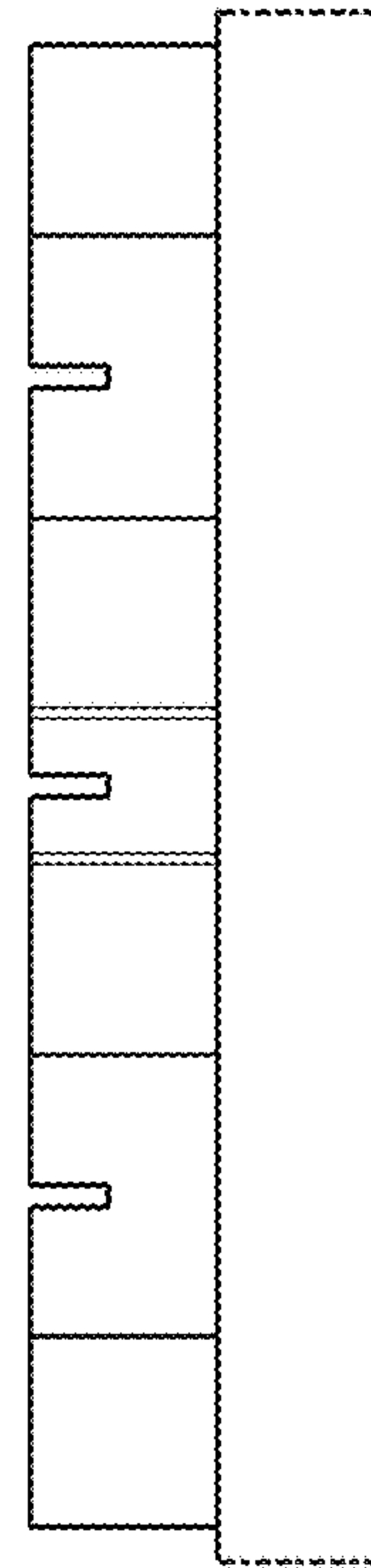


FIG. 9

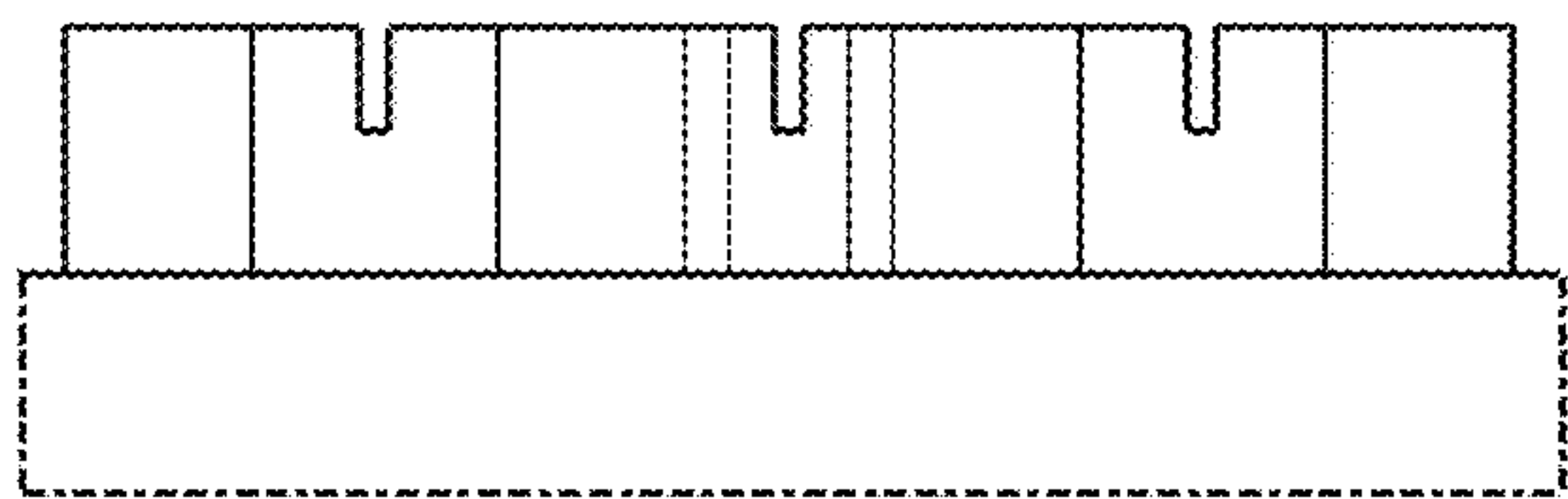


FIG. 8

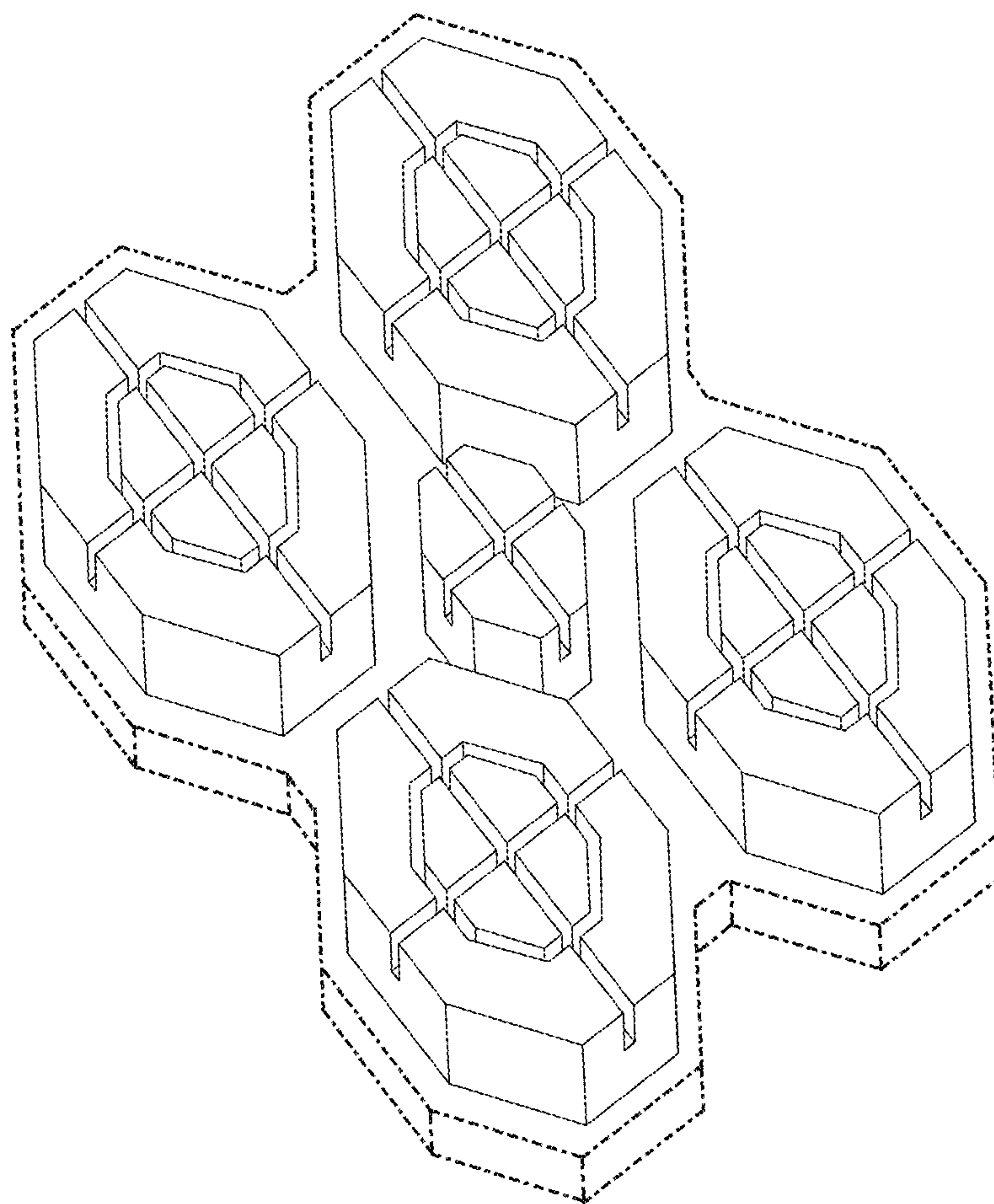


FIG. 10