



US00D808614S

(12) **United States Design Patent** (10) **Patent No.:** **US D808,614 S**
Aanderud et al. (45) **Date of Patent:** **** Jan. 30, 2018**

(54) **SHORTS**
(71) Applicant: **NIKE, Inc.**, Beaverton, OR (US)
(72) Inventors: **Ryan Aanderud**, Portland, OR (US);
Christopher Badon, Portland, OR (US)
(73) Assignee: **NIKE, Inc.**, Beaverton, OR (US)
(**) Term: **15 Years**
(21) Appl. No.: **29/605,019**
(22) Filed: **May 23, 2017**

D743,670 S 11/2015 Gust
D746,544 S 1/2016 Curran
D746,671 S 1/2016 Fohner et al.
D747,845 S 1/2016 Pasloski
D762,946 S 8/2016 McArthur et al.
D770,132 S 11/2016 Burke et al.
D772,535 S 11/2016 McArthur et al.
D789,035 S * 6/2017 Terrell D2/731
D790,159 S * 6/2017 Moore D2/731
D790,160 S * 6/2017 Lomax D2/731
2012/0023643 A1 * 2/2012 O'Connell A41D 1/08
2/228
2016/0213071 A1 7/2016 Vornle von Haagenfels
2017/0027252 A1 * 2/2017 Inzer A41D 15/00
2017/0035123 A1 2/2017 Rodd

* cited by examiner

Related U.S. Application Data

(63) Continuation of application No. 29/557,799, filed on Mar. 11, 2016, now Pat. No. Des. 793,663.
(51) **LOC (11) Cl.** **02-01**
(52) **U.S. Cl.**
USPC **D2/731**
(58) **Field of Classification Search**
USPC D2/738, 731, 712, 742
CPC A41B 9/00; A41B 9/02; A41B 9/0023;
A41D 1/08; A41D 1/084; A41D 13/05
See application file for complete search history.

Primary Examiner — Robin V Webster
Assistant Examiner — James C Thorn, Sr.
(74) *Attorney, Agent, or Firm* — Banner & Witcoff, Ltd.

(57) **CLAIM**

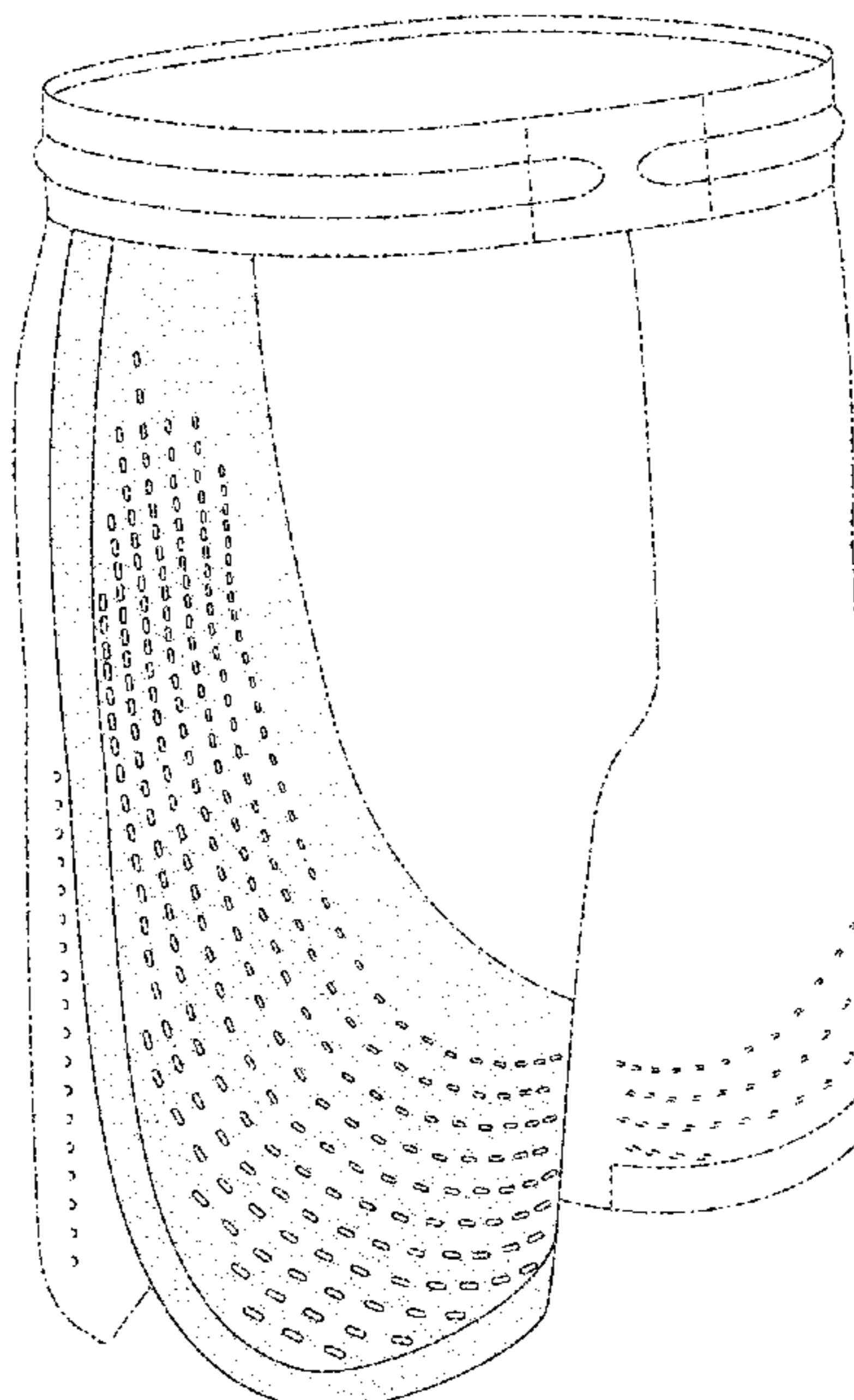
The ornamental design for shorts, as shown and described.

DESCRIPTION

FIG. 1 is a front perspective view of shorts showing our new design;
FIG. 2 is a rear perspective view thereof;
FIG. 3 is a front view thereof;
FIG. 4 is a rear view thereof;
FIG. 5 is a side view thereof; and,
FIG. 6 is a second side view thereof.
The broken lines immediately adjacent to the shaded area define the bounds of the claimed design and form no part thereof. The broken lines showing the remainder of the shorts represent unclaimed subject matter and form no part of the claimed design.

(56) **References Cited**
U.S. PATENT DOCUMENTS
D339,902 S 10/1993 Doherty
D487,609 S 3/2004 Cruz
D566,926 S 4/2008 Kang
D591,928 S 5/2009 Kirsch et al.
D672,530 S 12/2012 Williams
D673,347 S 1/2013 Sumpton
D674,166 S 1/2013 Wilson
D678,660 S 3/2013 Fryer
D714,523 S 10/2014 Stinson et al.

1 Claim, 6 Drawing Sheets



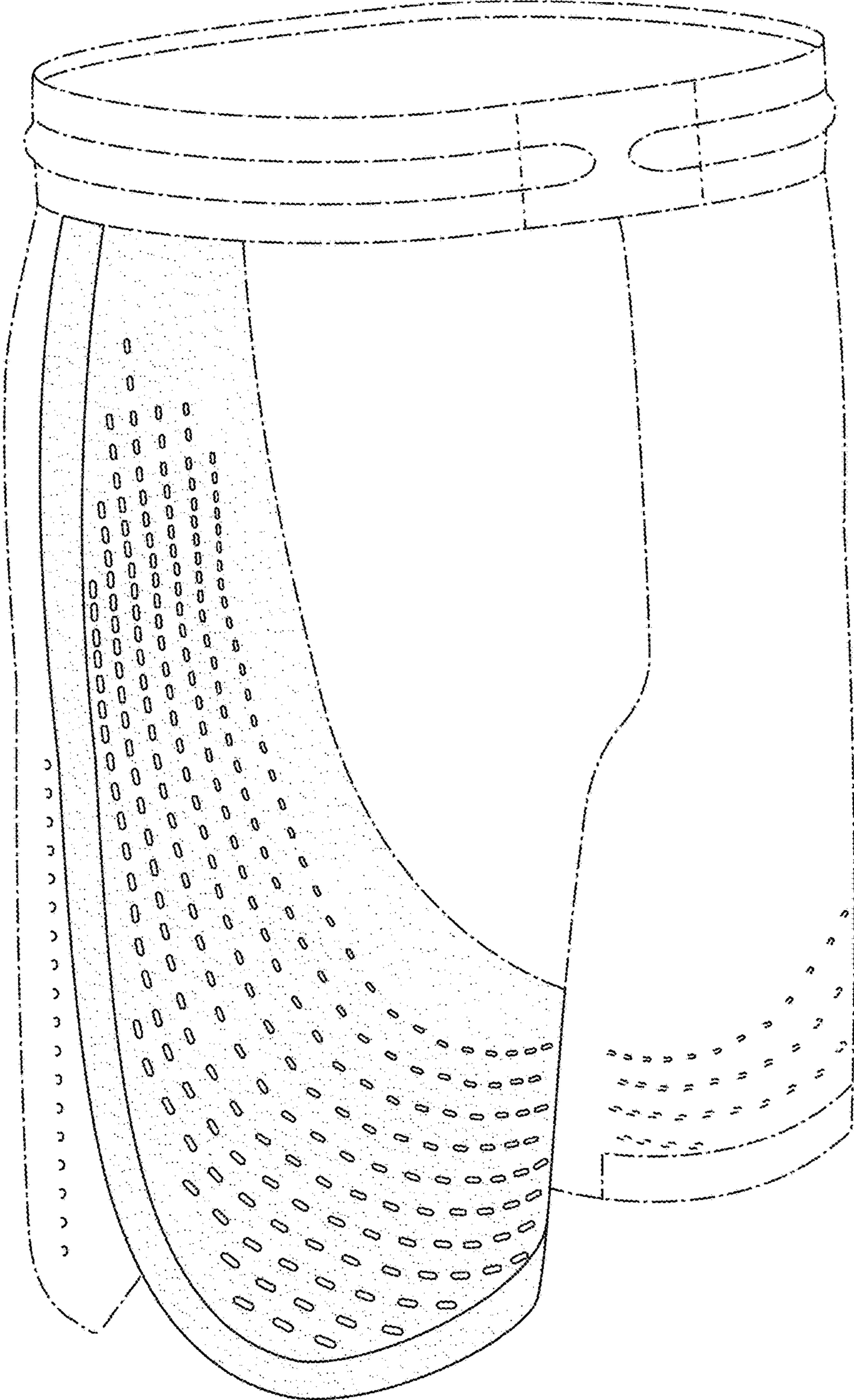


FIG. 1

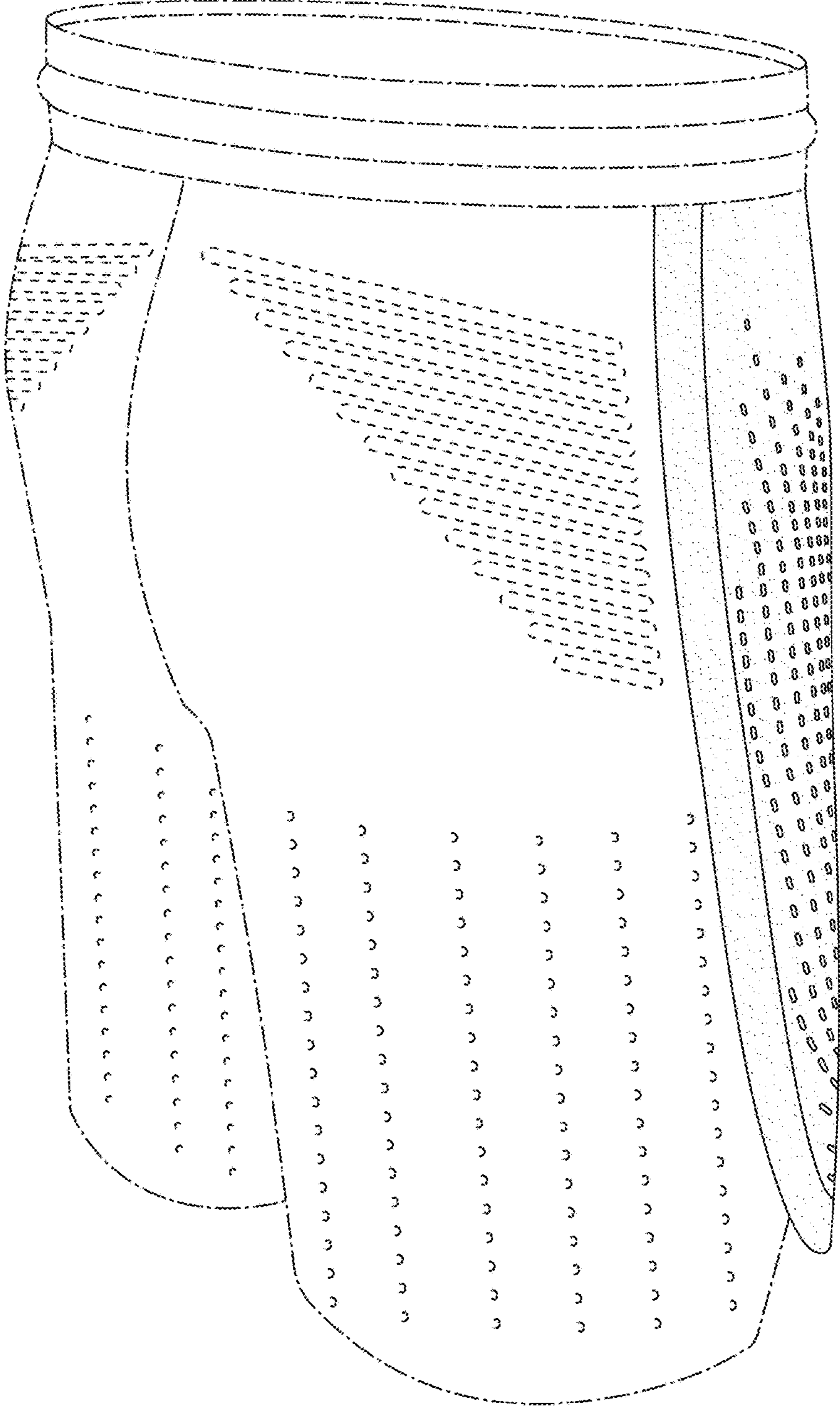


FIG. 2

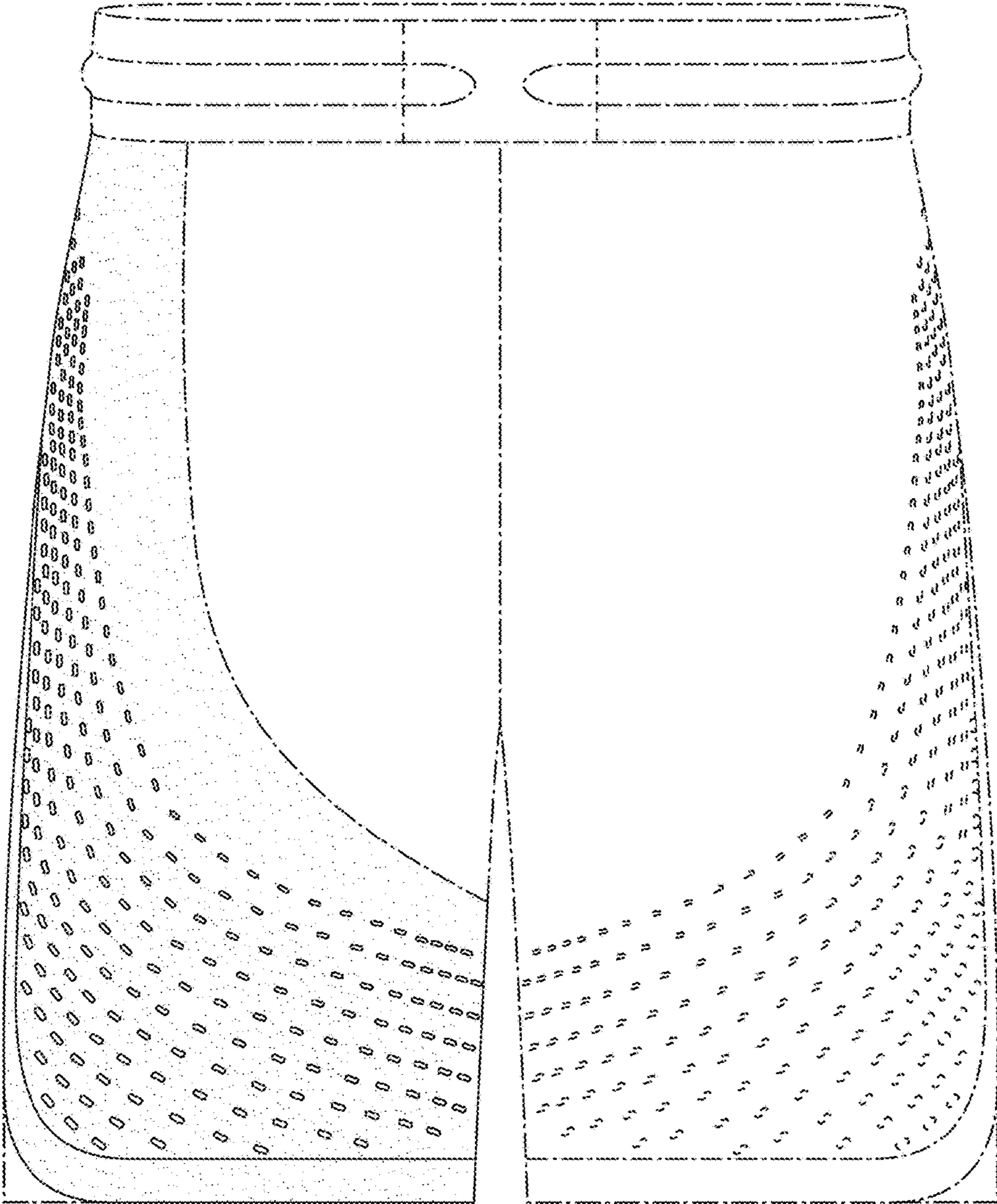


FIG. 3

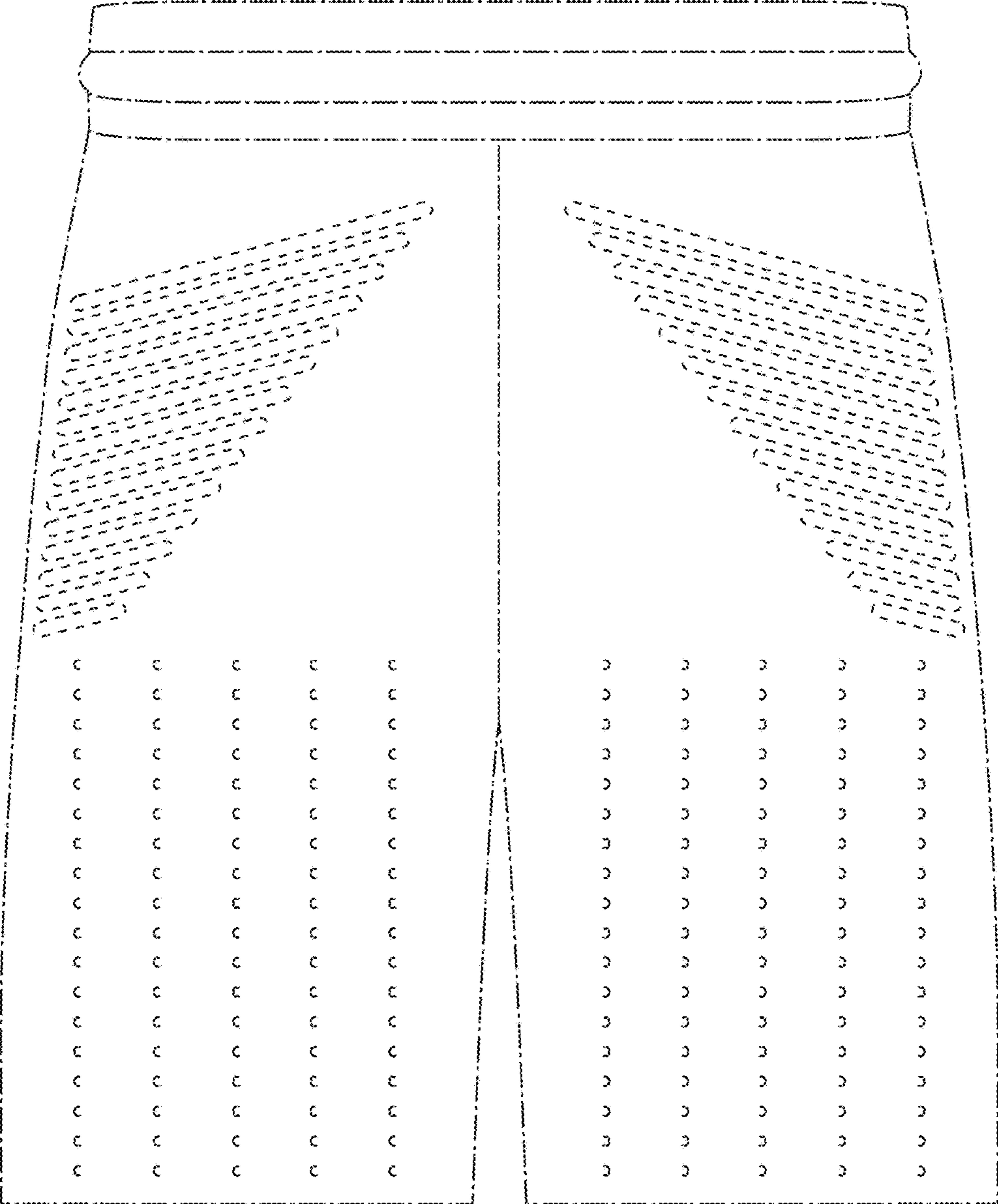


FIG. 4

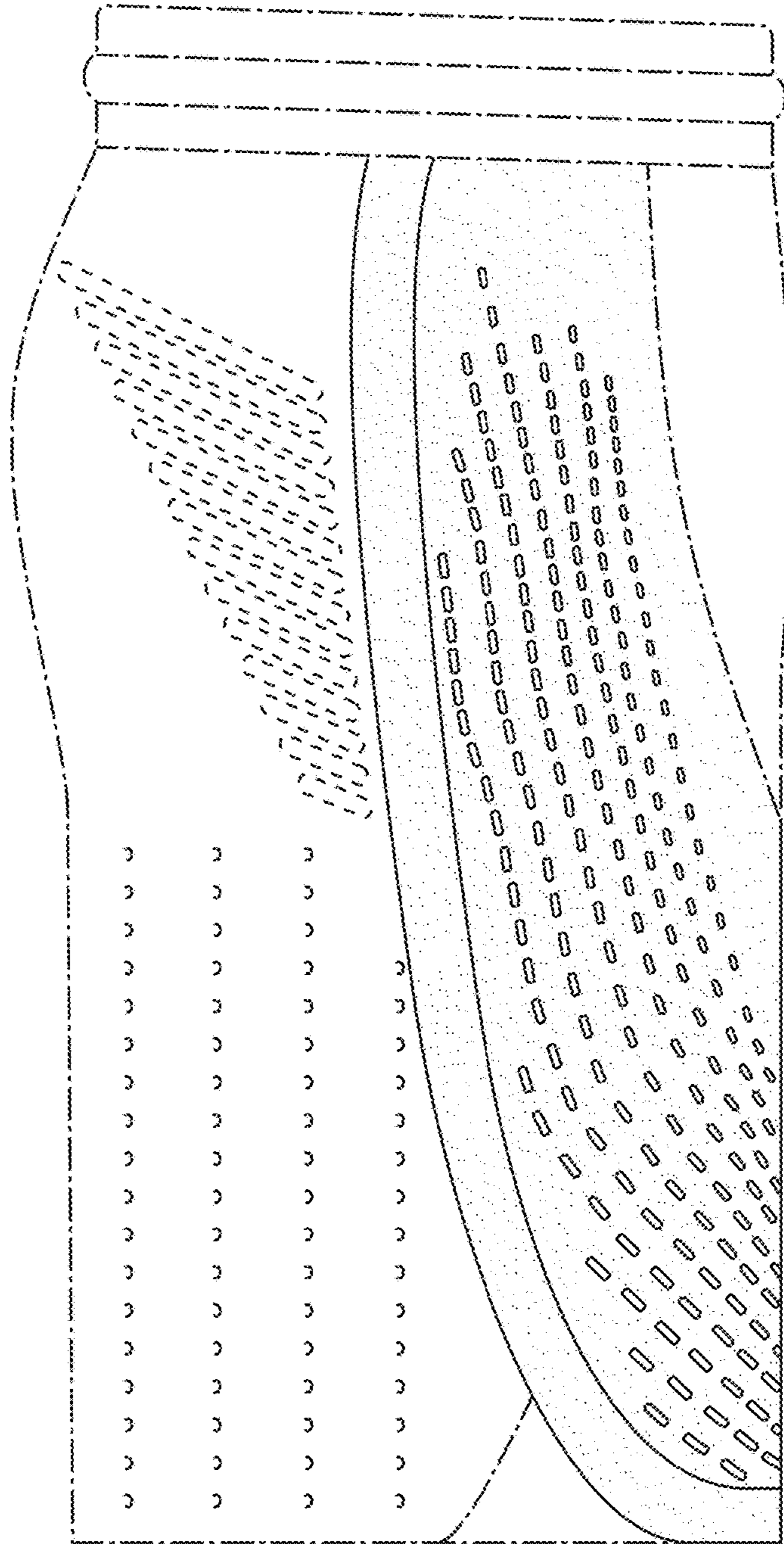


FIG. 5

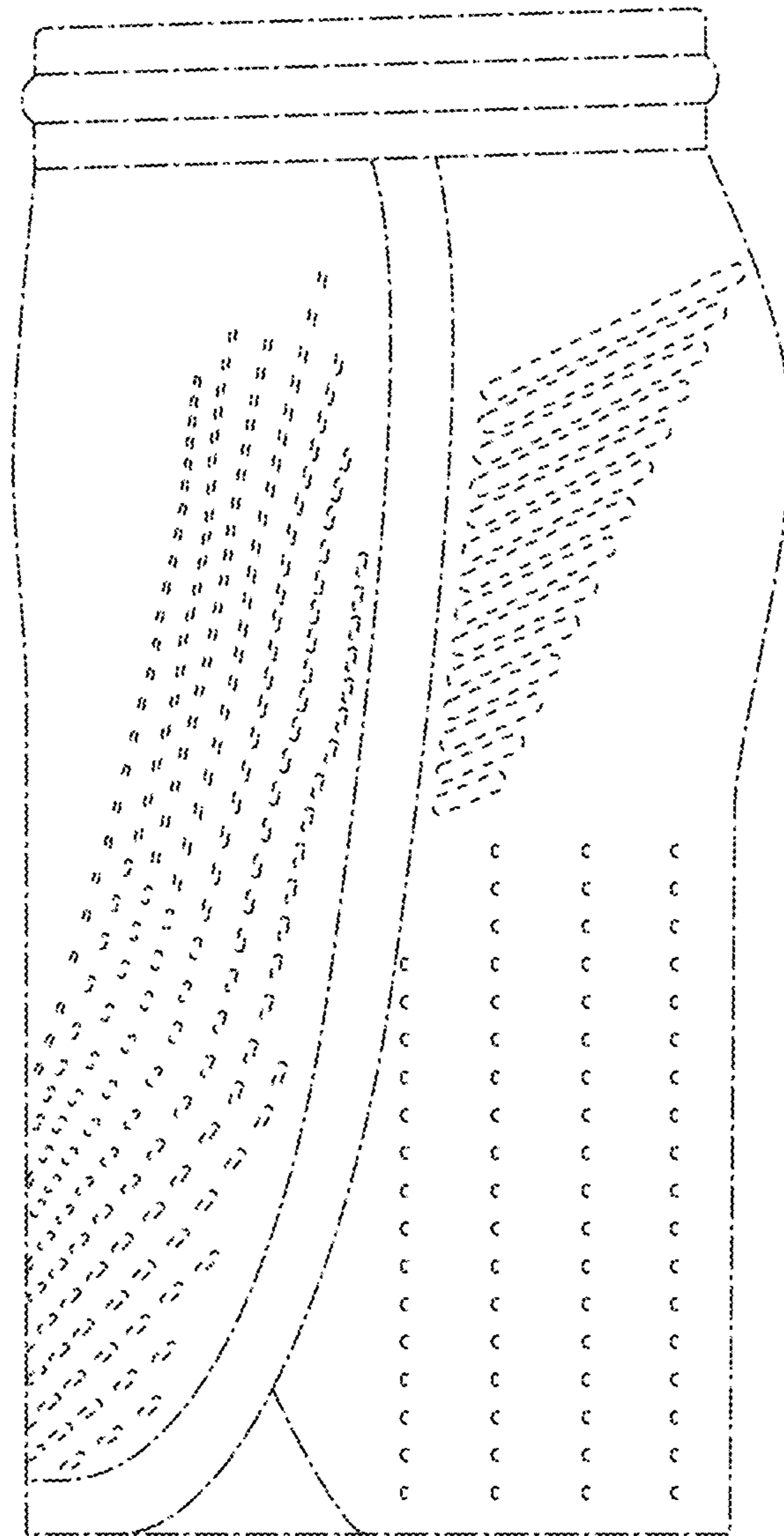


FIG. 6