



US00D808557S

(12) **United States Design Patent**  
**Knöll**

(10) **Patent No.:** **US D808,557 S**

(45) **Date of Patent:** **\*\* Jan. 23, 2018**

(54) **REFRIGERATOR INTERIOR LIGHTING**

(75) Inventor: **Sebastian Knöll**, München (DE)

(73) Assignee: **BSH Hausgeraete GmbH**, Munich (DE)

(\*\*) Term: **14 Years**

(21) Appl. No.: **29/430,343**

(22) Filed: **Aug. 24, 2012**

(30) **Foreign Application Priority Data**

Mar. 19, 2012 (EM) ..... 002010702

(51) **LOC (11) Cl.** ..... **26-01**

(52) **U.S. Cl.**  
USPC ..... **D26/51**

(58) **Field of Classification Search**

USPC ..... D26/49, 39, 51, 113, 37, 56

CPC ..... F21L 2003/00; F21L 4/00; F21L 4/005;

F21L 4/02; F21L 4/025; F21L 4/027;

F21L 4/04; F21L 4/08; F21L 2005/00;

F21L 7/00; F21L 11/00; F21L 13/00;

F21L 13/04; F21L 13/08; F21L 14/02;

F21L 17/00; F21L 19/00

See application file for complete search history.

(56) **References Cited**

**U.S. PATENT DOCUMENTS**

D433,573 S \* 11/2000 Rochon ..... D6/308  
D546,073 S \* 7/2007 Mischel et al. .... D6/300

D582,590 S \* 12/2008 Ding et al. .... D26/37  
D612,081 S \* 3/2010 Ding et al. .... D26/37  
D645,179 S \* 9/2011 Gulker ..... D26/37  
D704,938 S \* 5/2014 Mischel et al. .... D6/300  
D711,584 S \* 8/2014 Parker et al. .... D26/120  
D724,250 S \* 3/2015 Tran et al. .... D26/85

\* cited by examiner

*Primary Examiner* — Lakiya Rogers

*Assistant Examiner* — Carissa C Fitts

(74) *Attorney, Agent, or Firm* — Laurence A. Greenberg;  
Werner H. Stemer; Ralph E. Locher

(57) **CLAIM**

The ornamental design for refrigerator interior lighting, as shown and described.

**DESCRIPTION**

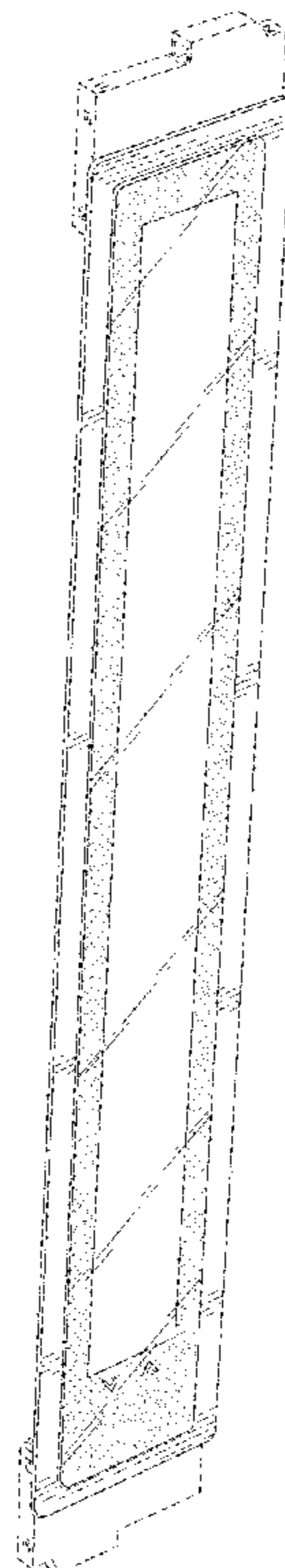
FIG. 1 is a front, left side, perspective view of refrigerator interior lighting according to a first embodiment showing my new ornamental design;

FIG. 2 is a front view thereof; and,

FIG. 3 is an environmental perspective view of the refrigerator interior lighting of FIGS. 1-2 in a sample refrigerator. Stippling has been used to designate a backing layer that is opaque compared to the central section.

The broken lines represent environment or structure and do not form any part of the claimed design.

**1 Claim, 2 Drawing Sheets**



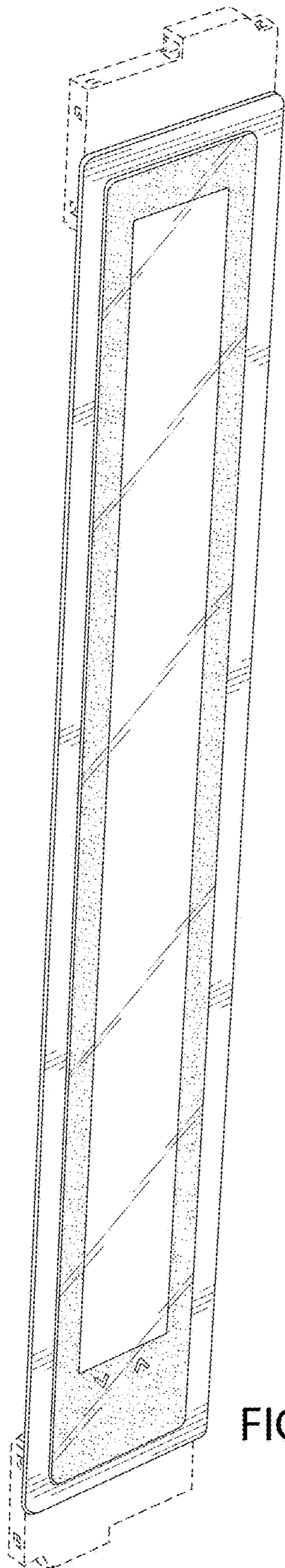


FIG. 1

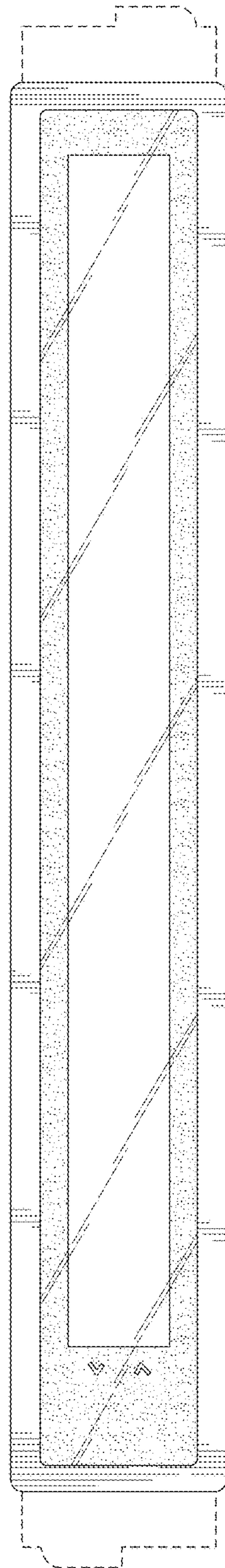


FIG. 2

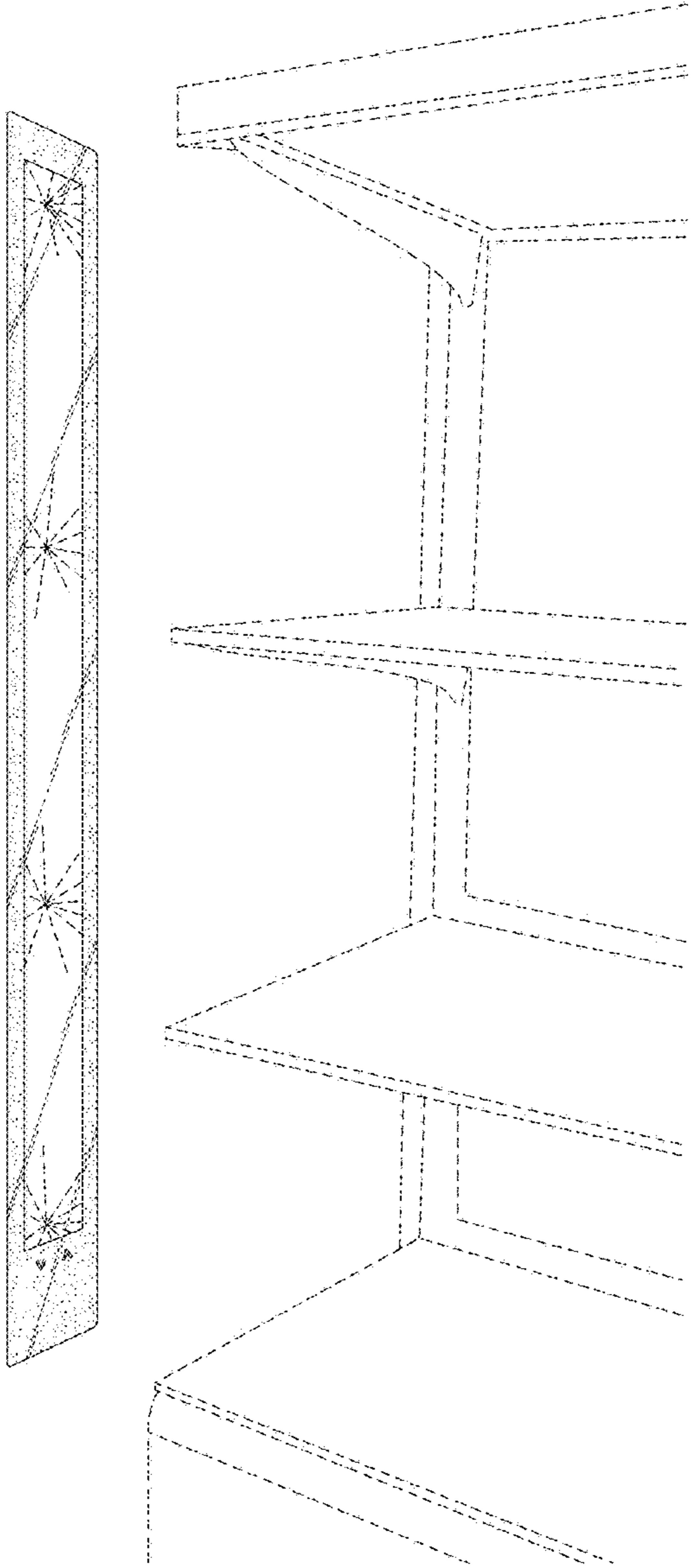


FIG. 3