



US00D808540S

(12) **United States Design Patent** (10) **Patent No.:** **US D808,540 S**
Johns et al. (45) **Date of Patent:** **** Jan. 23, 2018**

(54) **SAMPLE TUBE RACK**

FOREIGN PATENT DOCUMENTS

(71) Applicant: **Beckman Coulter, Inc.**, Brea, CA (US)

CN 2810594 Y 8/2006
CN 201689104 U 12/2010

(72) Inventors: **Charles W. Johns**, Brownsburg, IN (US); **Thomas Krafczyk**, Olching (DE)

(Continued)

(73) Assignee: **Beckman Coulter, Inc.**, Brea, CA (US)

(**) Term: **15 Years**

(21) Appl. No.: **29/572,615**

(22) Filed: **Jul. 28, 2016**

(51) **LOC (11) Cl.** **24-02**

(52) **U.S. Cl.**
USPC **D24/227**

(58) **Field of Classification Search**
USPC D24/224-230, 216, 217, 232; 422/569, 422/500-553, 560-562, 50, 400; 211/126.1, 74, 70.1; 435/287.1, 288, 4, 435/305.2, 289.1; 206/443
CPC . B65D 25/108; B01L 9/00; B01L 9/06; B01L 9/065; B01L 9/543
See application file for complete search history.

OTHER PUBLICATIONS

European Search Report and Opinion dated May 27, 2016 for EP Patent Application No. 15003260.5, 7 pages.
U.S. Appl. No. 29/572,596, filed Jul. 28, 2016.

Primary Examiner — Susan Bennett Hattan

Assistant Examiner — Rebecca Tsehaye

(74) *Attorney, Agent, or Firm* — Kilpatrick Townsend & Stockton LLP

(57) **CLAIM**

The ornamental design for sample tube rack, as shown and described.

DESCRIPTION

FIG. 1 is a perspective view of sample tube rack showing my new design;
FIG. 2 is a front side elevational view;
FIG. 3 is a rear side elevational view;
FIG. 4 is a right side elevational view,
FIG. 5 is a left side elevational view;
FIG. 6 is a top plan view;
FIG. 7 is a bottom plan view;
FIG. 8 is an exploded view;
FIG. 9 is a perspective view;
FIG. 10 is a front side elevational view;
FIG. 11 is a rear side elevational view;
FIG. 12 is a right side elevational view;
FIG. 13 is a left side elevational view;
FIG. 14 is a top plan view;
FIG. 15 is a bottom plan view; and,
FIG. 16 is a exploded view.
The broken lines in the drawings depict parts of the “sample tube rack” that form no part of the claimed design.

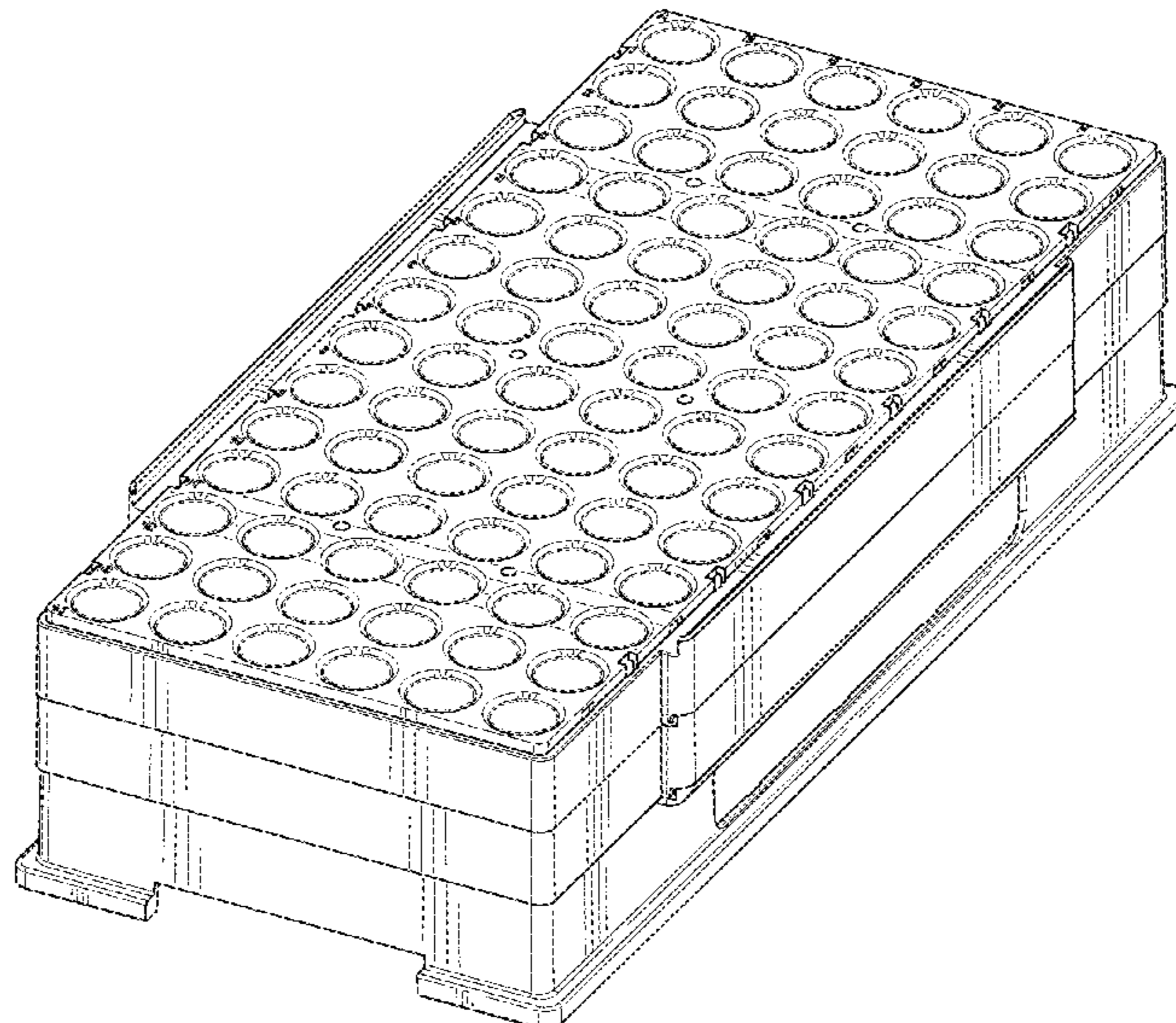
(56) **References Cited**

U.S. PATENT DOCUMENTS

3,604,566 A 9/1971 Rem et al.
4,090,850 A * 5/1978 Chen B01L 3/5025
422/408
4,284,603 A 8/1981 Korom
5,456,360 A 10/1995 Griffin
5,579,929 A 12/1996 Schwartz
5,651,941 A 7/1997 Stark et al.
5,785,927 A 7/1998 Scott et al.
5,902,549 A 5/1999 Mimura et al.
5,996,818 A 12/1999 Boje et al.
6,132,684 A 10/2000 Marino

(Continued)

1 Claim, 16 Drawing Sheets



(56)

References Cited

U.S. PATENT DOCUMENTS

D466,219 S * 11/2002 Wynschenk D24/227
 6,533,133 B2 3/2003 Liu
 6,568,544 B1 5/2003 Lafond et al.
 6,932,942 B2 8/2005 Itoh
 7,000,785 B2 2/2006 Jafari et al.
 7,122,158 B2 10/2006 Itoh
 7,169,361 B2 1/2007 Arnold, Jr. et al.
 7,191,904 B2 3/2007 Wscott, III
 7,282,182 B2 10/2007 Dale et al.
 D595,420 S 6/2009 Suzuki et al.
 7,611,675 B2 11/2009 Sevigny et al.
 D628,305 S * 11/2010 Gorrec D24/229
 D628,306 S * 11/2010 Blanc D24/230
 7,824,615 B2 11/2010 Balli
 7,910,067 B2 3/2011 Knight et al.
 8,312,781 B2 11/2012 Himmelsbach et al.
 D674,507 S * 1/2013 Suzuki D24/229
 D686,749 S * 7/2013 Trump D24/230
 D710,024 S * 7/2014 Guo D24/230
 8,940,252 B2 1/2015 Ziegler
 D724,236 S * 3/2015 Motadel D24/227
 D729,404 S * 5/2015 Teich D24/230
 9,046,506 B2 6/2015 Mueller et al.
 9,144,801 B2 9/2015 Johnson et al.
 9,358,542 B2 6/2016 Tyagi et al.
 9,423,409 B2 8/2016 Friedman
 9,482,684 B2 11/2016 Johns et al.
 9,505,005 B2 11/2016 Takai
 9,630,179 B2 4/2017 Knight et al.

9,636,681 B2 5/2017 Ohga et al.
 2002/0068022 A1 6/2002 Schneider
 2002/0108917 A1 8/2002 Maruyama
 2005/0180895 A1 8/2005 Itoh
 2011/0306118 A1 12/2011 Belz et al.
 2013/0315800 A1* 11/2013 Yin B01L 9/523
 422/552
 2014/0140804 A1* 5/2014 Focke B01L 9/06
 414/801
 2015/0101911 A1 4/2015 Friedman
 2015/0174579 A1* 6/2015 Iten B01L 9/543
 422/560
 2016/0101422 A1* 4/2016 Bucher B01L 9/543
 422/564
 2017/0043346 A1* 2/2017 Welch A61B 5/15
 2017/0136467 A1* 5/2017 Johns B01L 9/06

FOREIGN PATENT DOCUMENTS

CN 202078914 12/2011
 CN 202277846 U 6/2012
 CN 102989539 A 3/2013
 DE 19849714 A1 5/1999
 EP 2081128 B1 12/2012
 EP 2179025 B1 10/2016
 EP 3167962 A1 5/2017
 GB 2520521 A 5/2015
 JP 2001272408 A 10/2001
 JP 5686899 B2 3/2015
 WO 20068/113854 A2 10/2006
 WO 20128030877 A2 3/2012

* cited by examiner

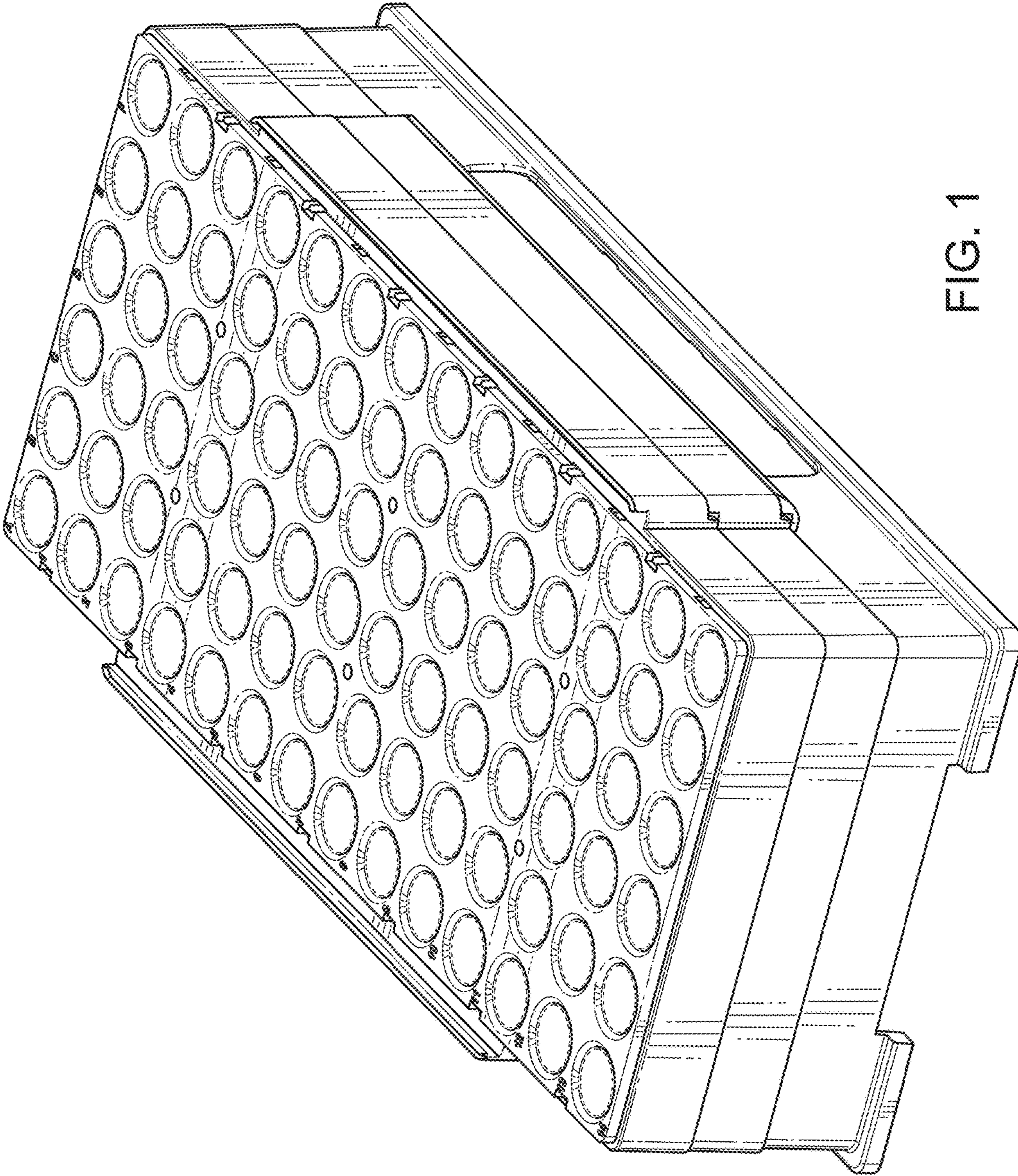


FIG. 1

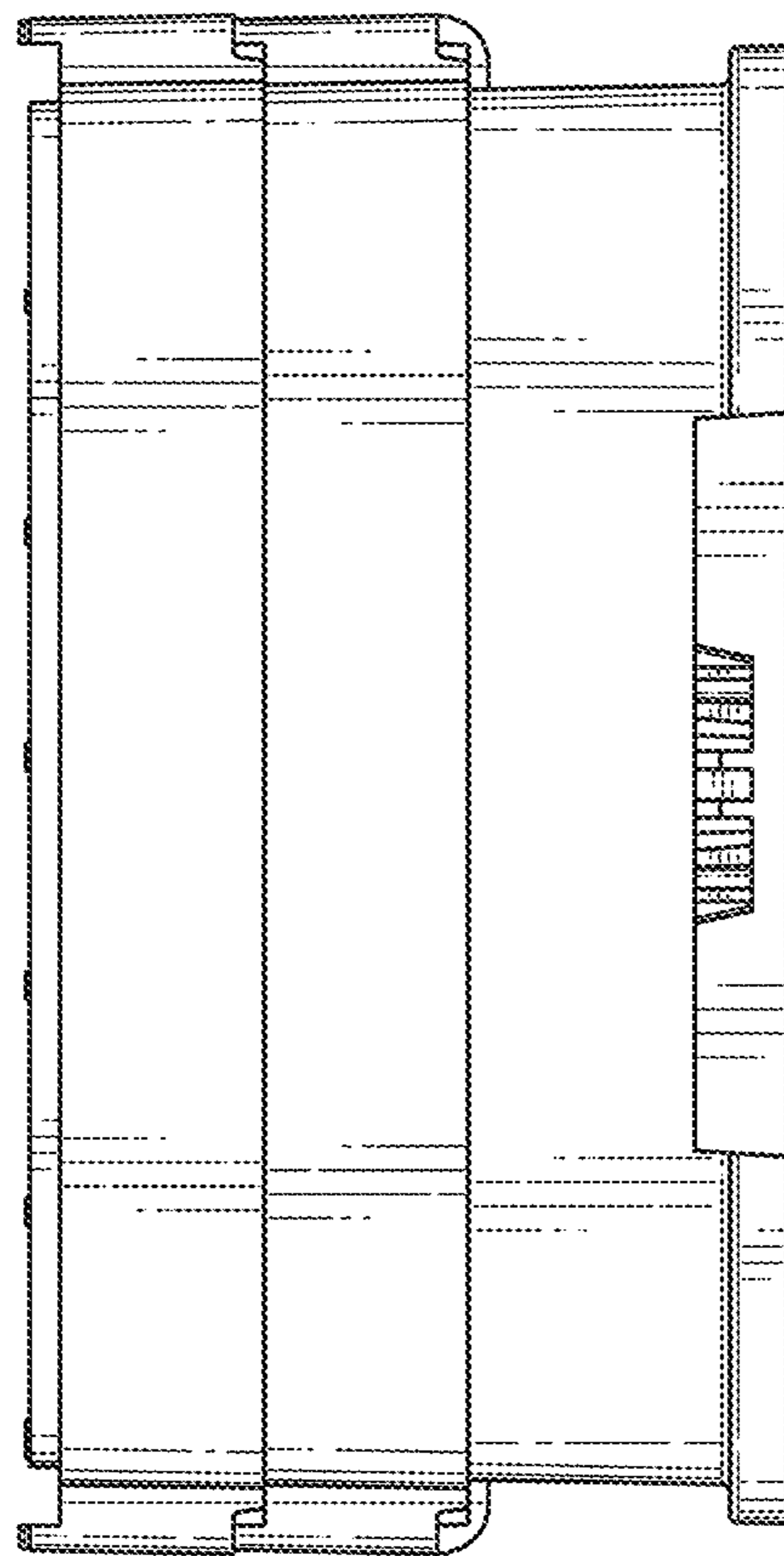


FIG. 2




FIG. 3

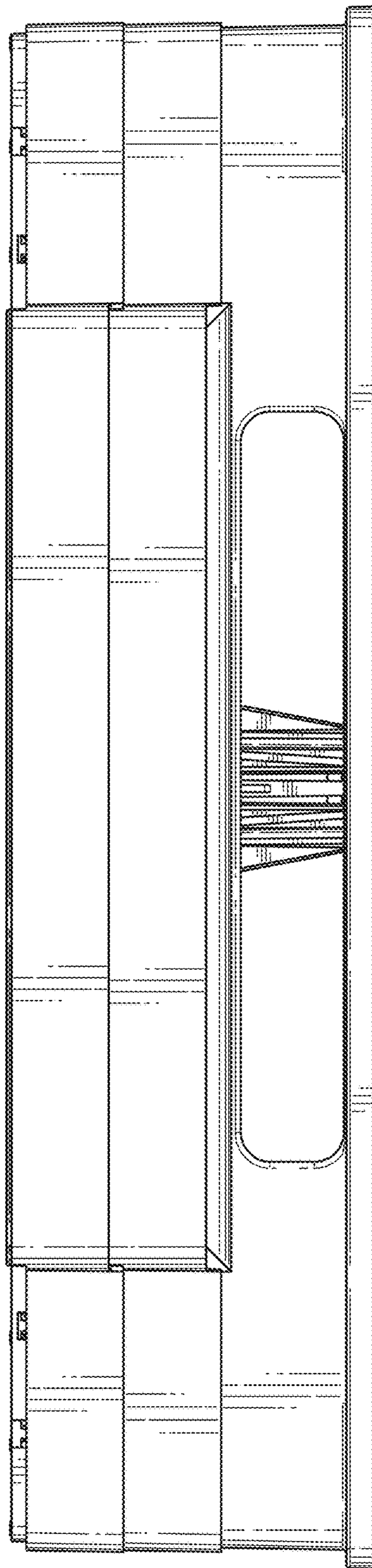


FIG. 4

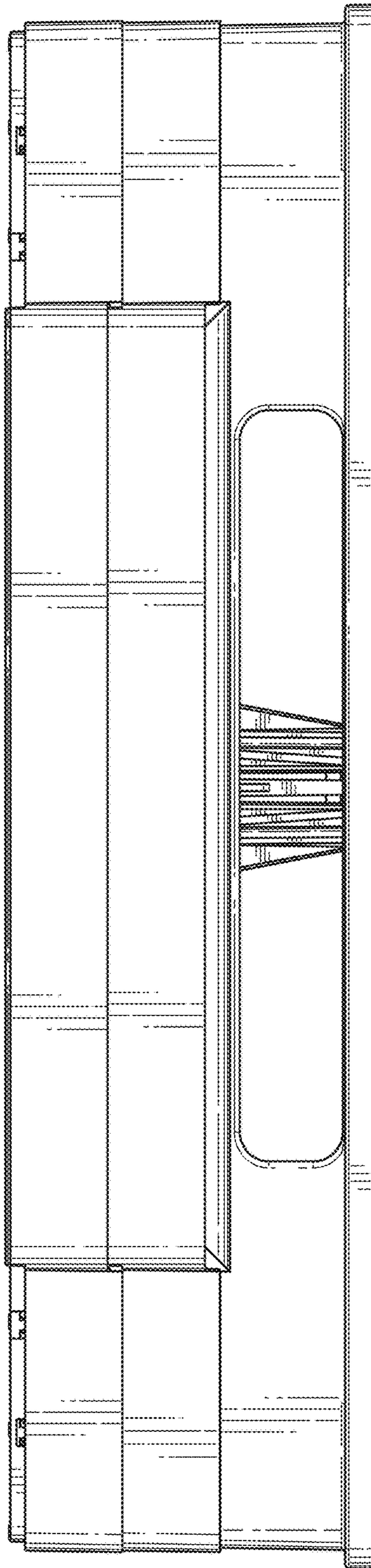


FIG. 5

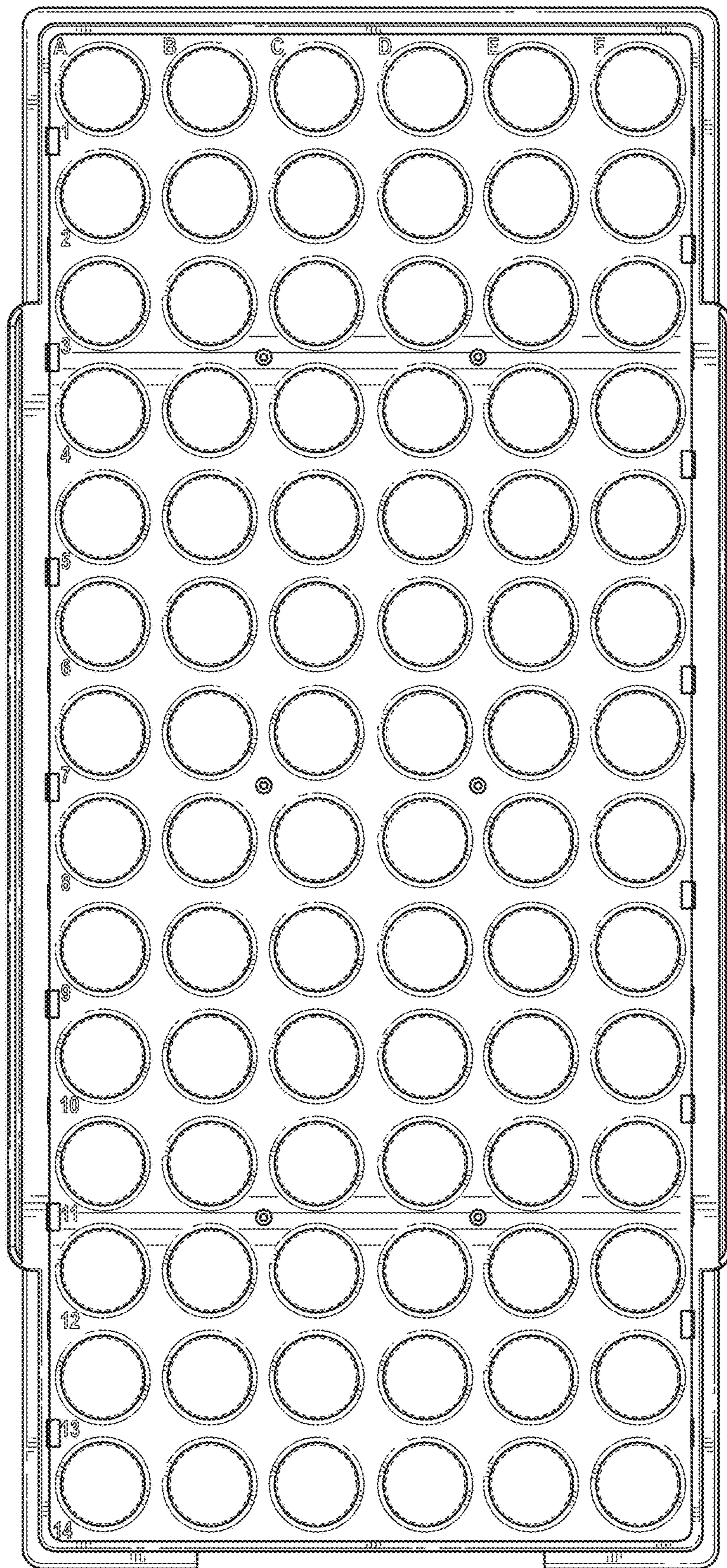


FIG. 6




FIG. 7

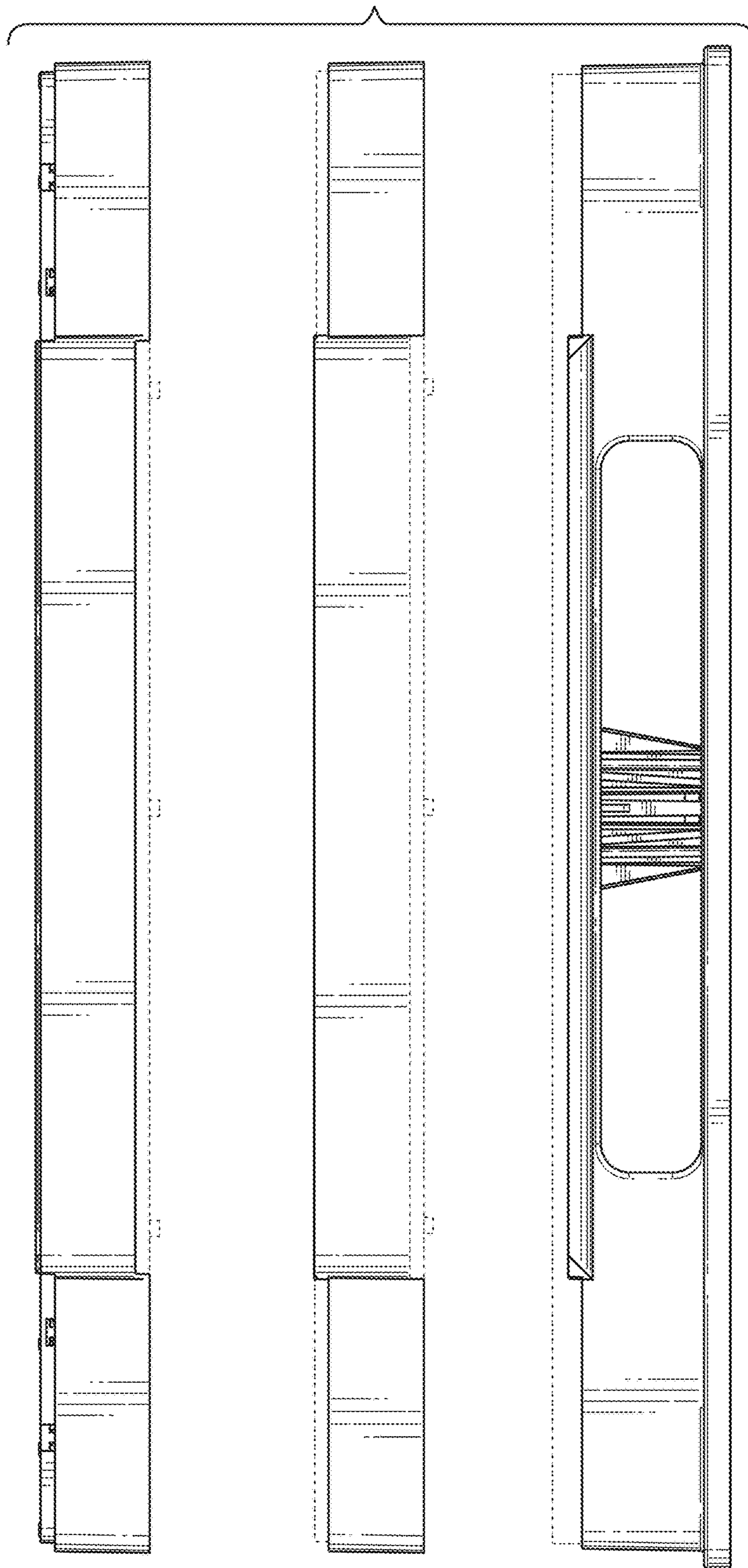


FIG. 8

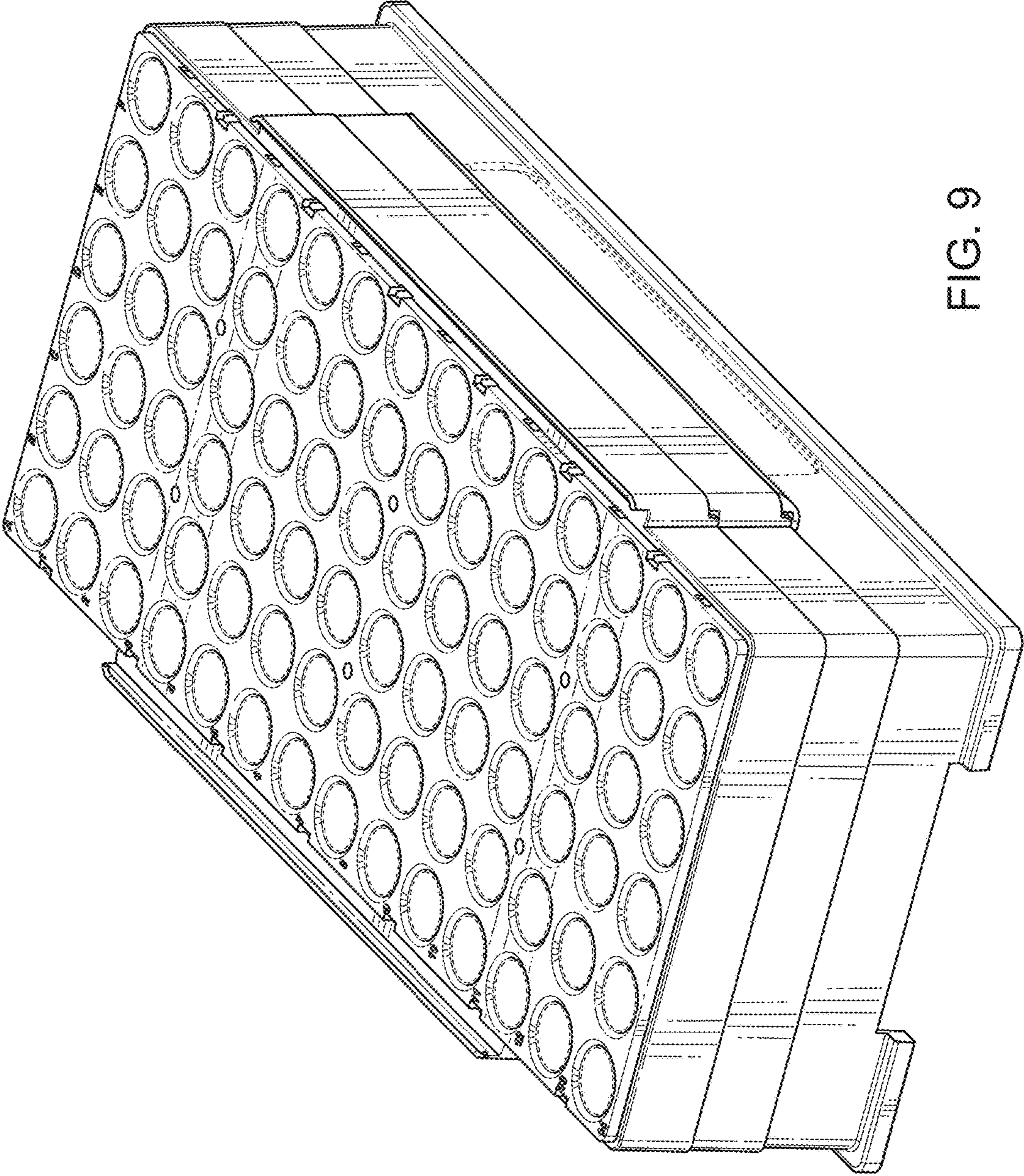


FIG. 9

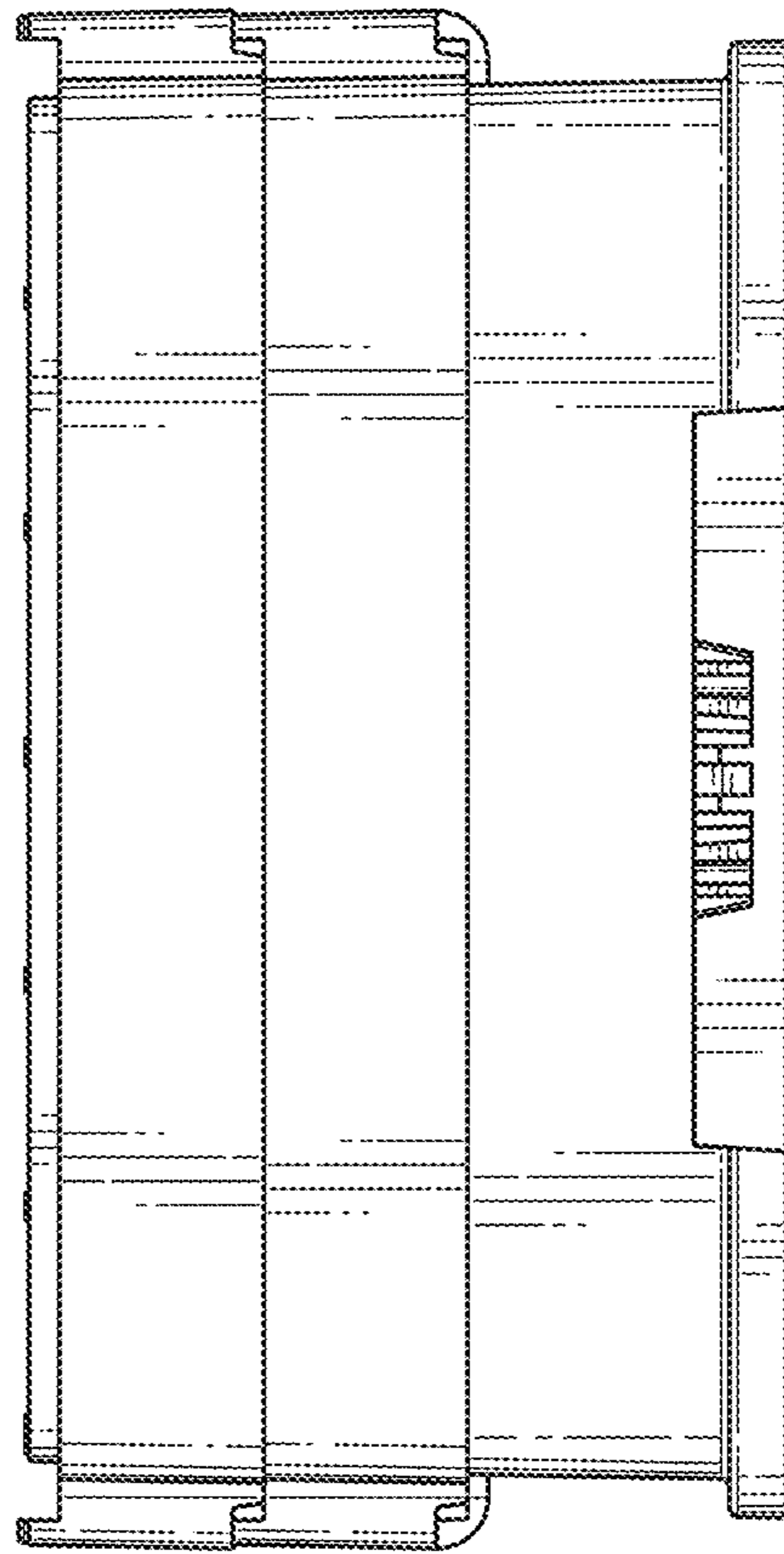


FIG. 10

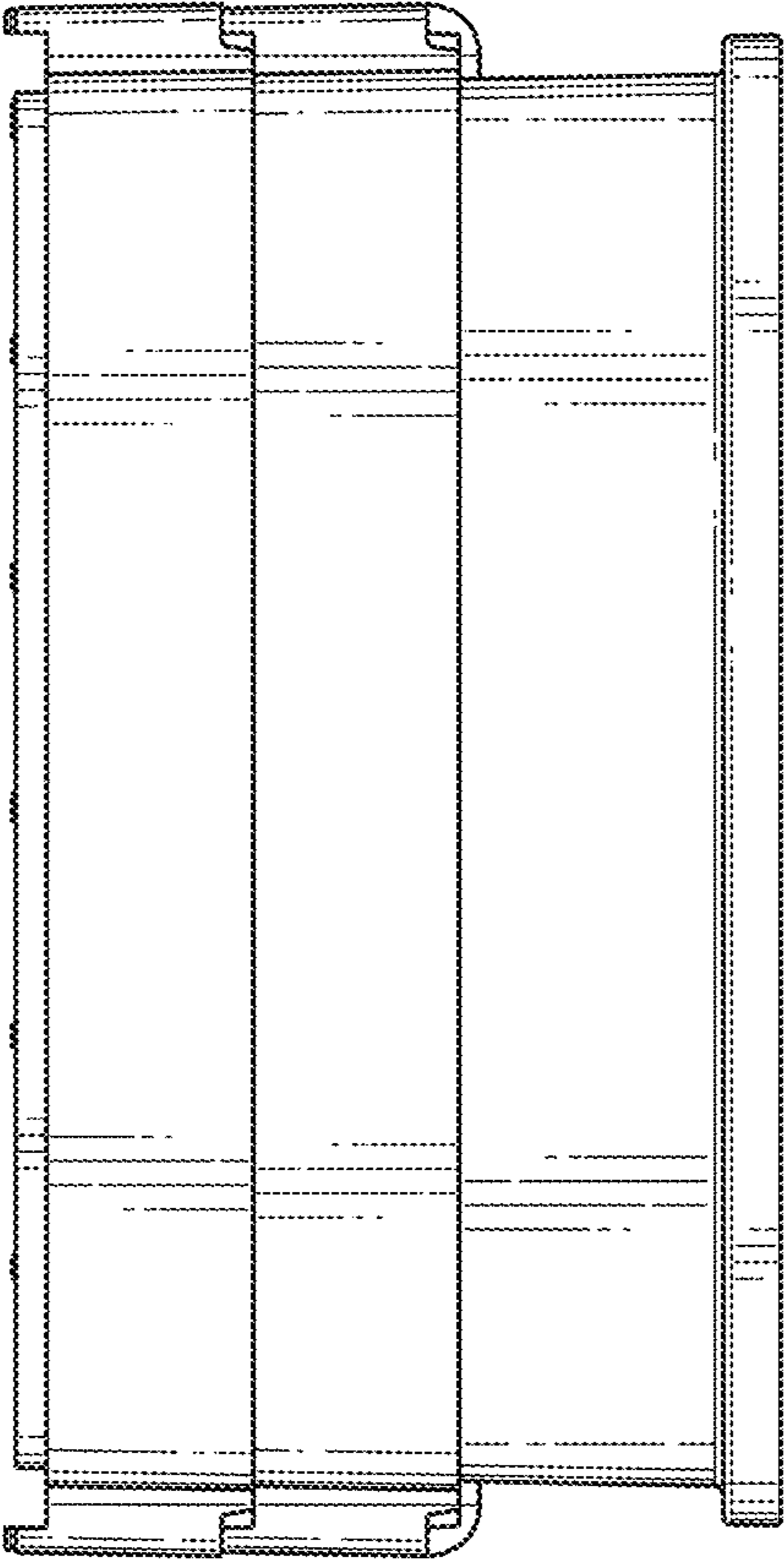


FIG. 11

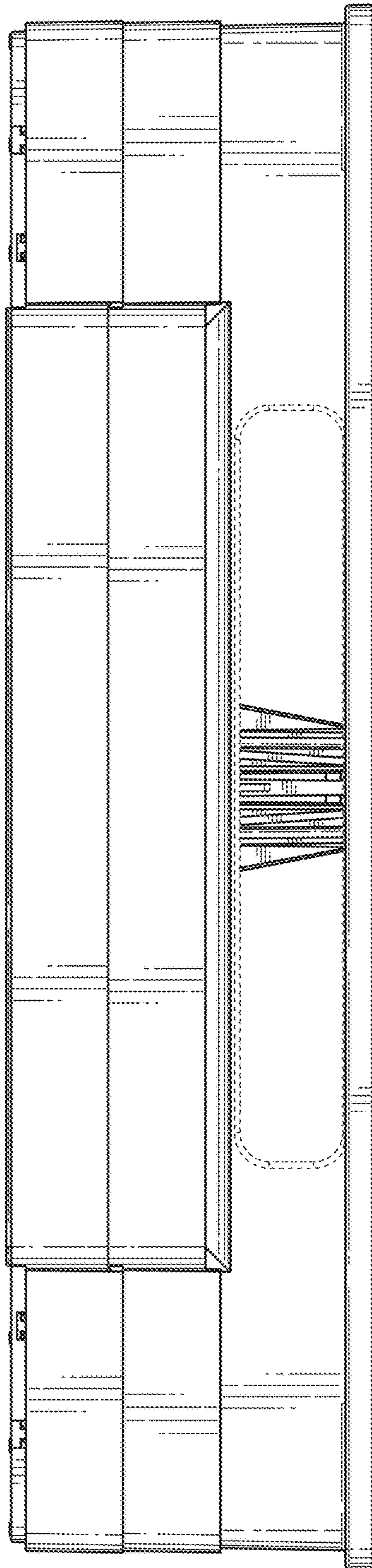


FIG. 12

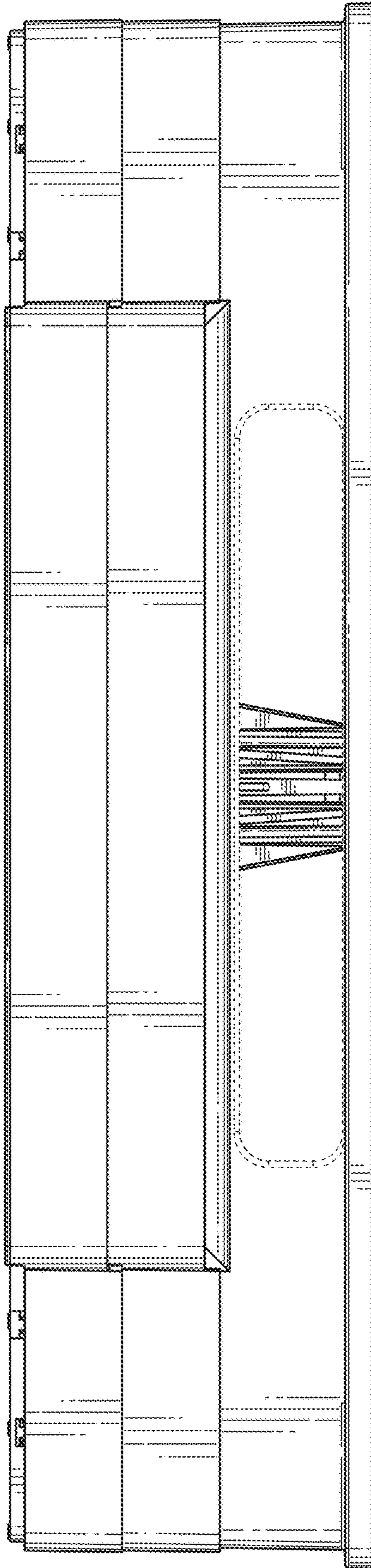


FIG. 13

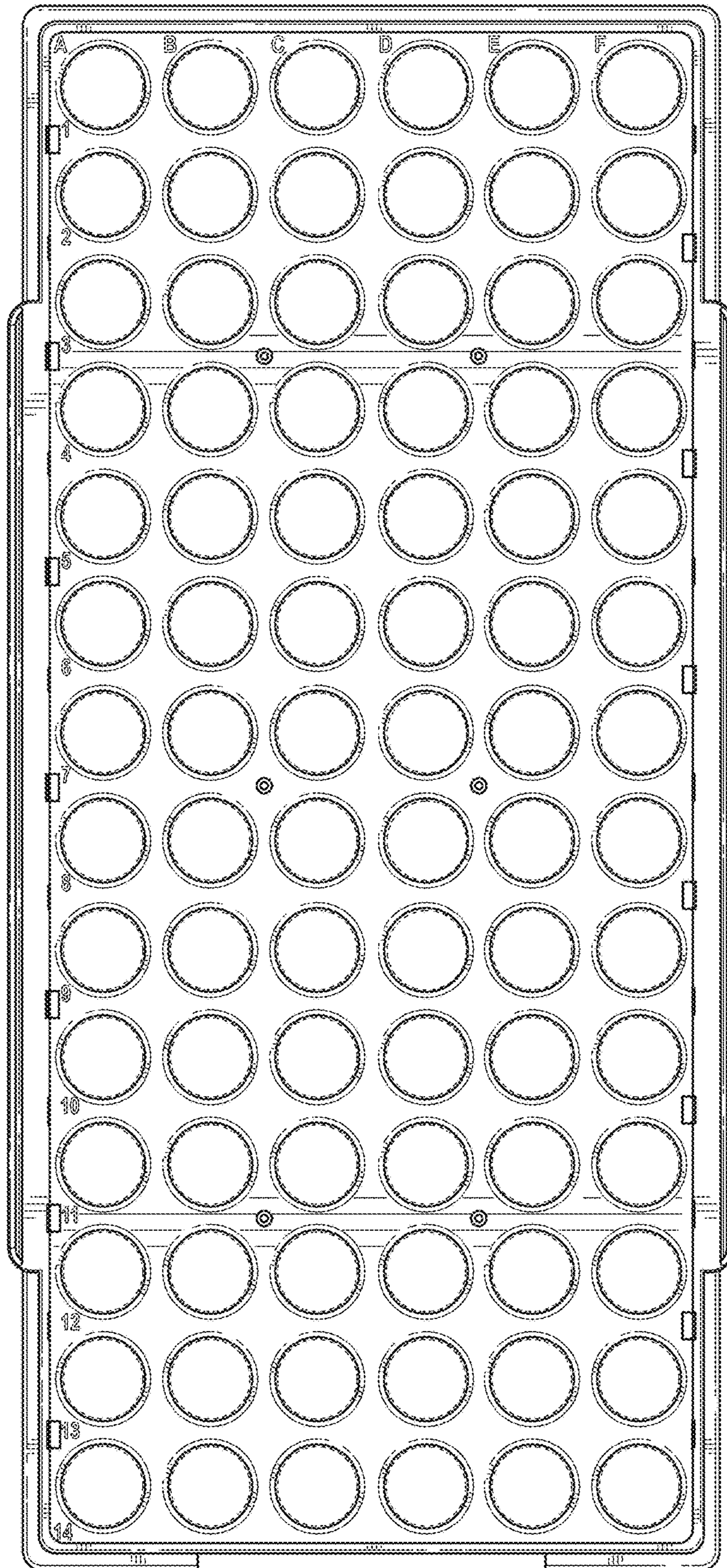


FIG. 14




FIG. 15

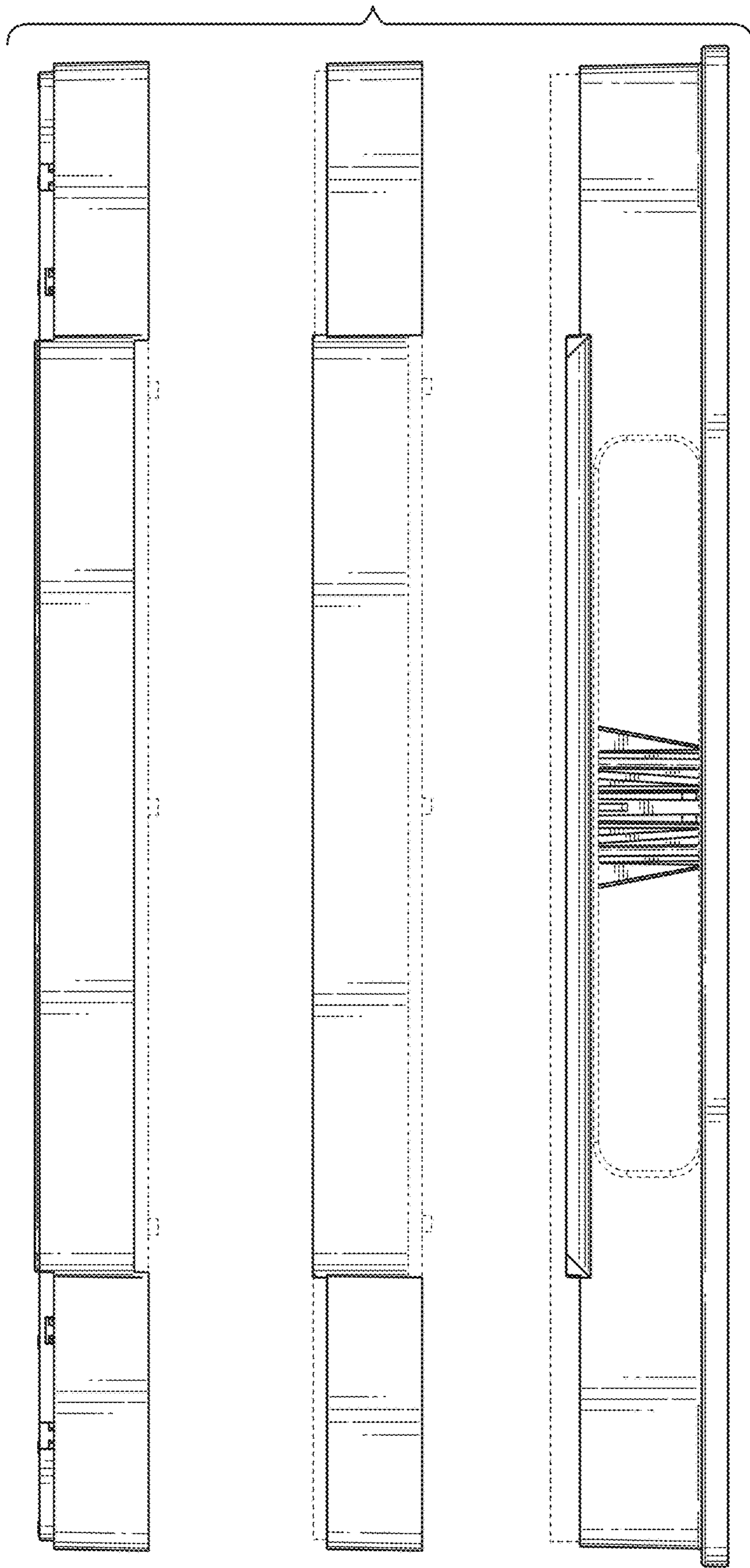


FIG. 16