



US00D808506S

(12) **United States Design Patent** (10) **Patent No.:** **US D808,506 S**
Koch (45) **Date of Patent:** **** Jan. 23, 2018**

(54) **FILTER ELEMENT**
(71) Applicant: **Tony Koch**, Kearney, NE (US)
(72) Inventor: **Tony Koch**, Kearney, NE (US)
(73) Assignee: **Baldwin Filters, Inc.**, Kearney, NE (US)
(**) Term: **15 Years**

6,800,117 B2 10/2004 Barris et al.
D499,177 S * 11/2004 Kosmider D23/365
6,837,920 B2 1/2005 Gieseke et al.
6,924,028 B2 8/2005 Chung et al.
6,955,775 B2 10/2005 Chung et al.
6,986,805 B2 1/2006 Gieseke et al.
6,994,742 B2 2/2006 Barris et al.
7,070,642 B2 7/2006 Scott et al.
7,179,317 B2 2/2007 Chung et al.
7,291,198 B2 11/2007 Gieseke et al.
D582,533 S 12/2008 Bodine

(Continued)

(21) Appl. No.: **29/569,805**

FOREIGN PATENT DOCUMENTS

(22) Filed: **Jun. 30, 2016**

DE 60123478 T2 8/2007
EP 0562502 B1 6/1996

(Continued)

Related U.S. Application Data

(62) Division of application No. 29/524,207, filed on Apr. 17, 2015, now Pat. No. Des. 763,426.

Primary Examiner — Sandra Snapp

(51) **LOC (11) Cl.** **23-04**

(74) *Attorney, Agent, or Firm* — Reinhart Boerner Van Deuren P.C.

(52) **U.S. Cl.**

USPC **D23/365**

(58) **Field of Classification Search**

USPC D23/355–365, 386–388, 314, 325,
D23/333–336; 55/478, 482, 483, 490,
55/497, 498, 520, 521, 529

CPC B01D 46/00; B01D 46/0004; B01D 27/04;
B01D 27/06; B01D 39/00

See application file for complete search history.

(57) **CLAIM**

I claim the ornamental design for the filter element, as shown and described.

DESCRIPTION

FIG. 1 is a front perspective view of an embodiment of the filter element;

FIG. 2 is a front view of the filter element, being the same as the back view;

FIG. 3 is a side view of the filter element, being the same as the other side view;

FIG. 4 is a top view of the filter element; and,

FIG. 5 is a bottom view of the filter element.

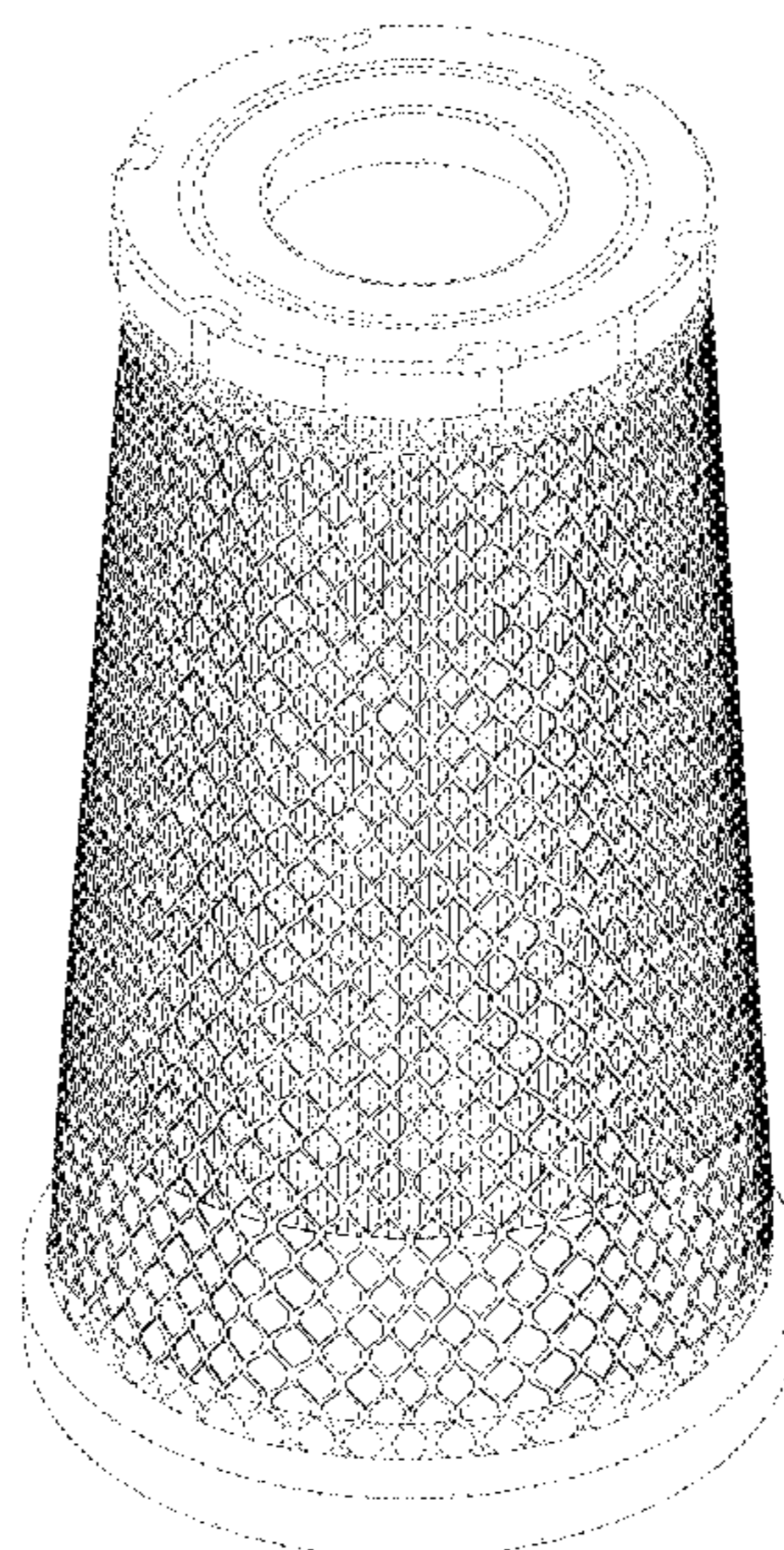
In the figures, dashed lines are used to illustrate features of the filter element which form no part of the claimed design. Dash-dot lines are used as boundary lines between claimed and unclaimed areas of the claimed design

(56) **References Cited**

U.S. PATENT DOCUMENTS

2,775,788 A 1/1957 Andrew
3,111,488 A 11/1963 Casaleggi
3,797,982 A 3/1974 Borrello
4,464,263 A 8/1984 Brownell
4,955,996 A 9/1990 Edwards et al.
5,484,466 A 1/1996 Brown et al.
6,387,162 B1 5/2002 Kosmider et al.
D471,623 S * 3/2003 Gieseke D23/365
D475,129 S * 5/2003 Ward D23/365
6,652,614 B2 11/2003 Gieseke et al.

1 Claim, 5 Drawing Sheets



(56)

References Cited

U.S. PATENT DOCUMENTS

7,524,349	B2	4/2009	Schrage et al.	
7,537,631	B2	5/2009	Scott et al.	
7,572,310	B2	8/2009	Gieseke et al.	
7,662,203	B2	2/2010	Scott et al.	
7,691,188	B2	4/2010	Weber et al.	
7,815,705	B2	10/2010	Ehrenberg	
7,981,186	B2	7/2011	Schrage et al.	
7,981,187	B2	7/2011	Gieseke et al.	
7,988,757	B2	8/2011	Scott et al.	
8,216,335	B2	7/2012	Scott et al.	
8,394,166	B2	3/2013	Scott et al.	
8,460,425	B2	6/2013	Scott et al.	
8,852,309	B2	10/2014	Scott et al.	
D737,945	S	9/2015	Leatzow et al.	
D746,969	S	1/2016	Leatzow et al.	
D763,426	S *	8/2016	Koch	D23/365
D793,544	S *	8/2017	Ramirez	D23/365
2004/0060439	A1	4/2004	Byrd	
2008/0190082	A1	8/2008	Scott et al.	
2013/0269302	A1	10/2013	Scott et al.	
2014/0260144	A1 *	9/2014	Williams	B01D 46/0005 55/502

FOREIGN PATENT DOCUMENTS

EP	1357997	B1	9/2006
FR	2665217	A1	1/1992

* cited by examiner




FIG. 1




FIG. 2




FIG. 3

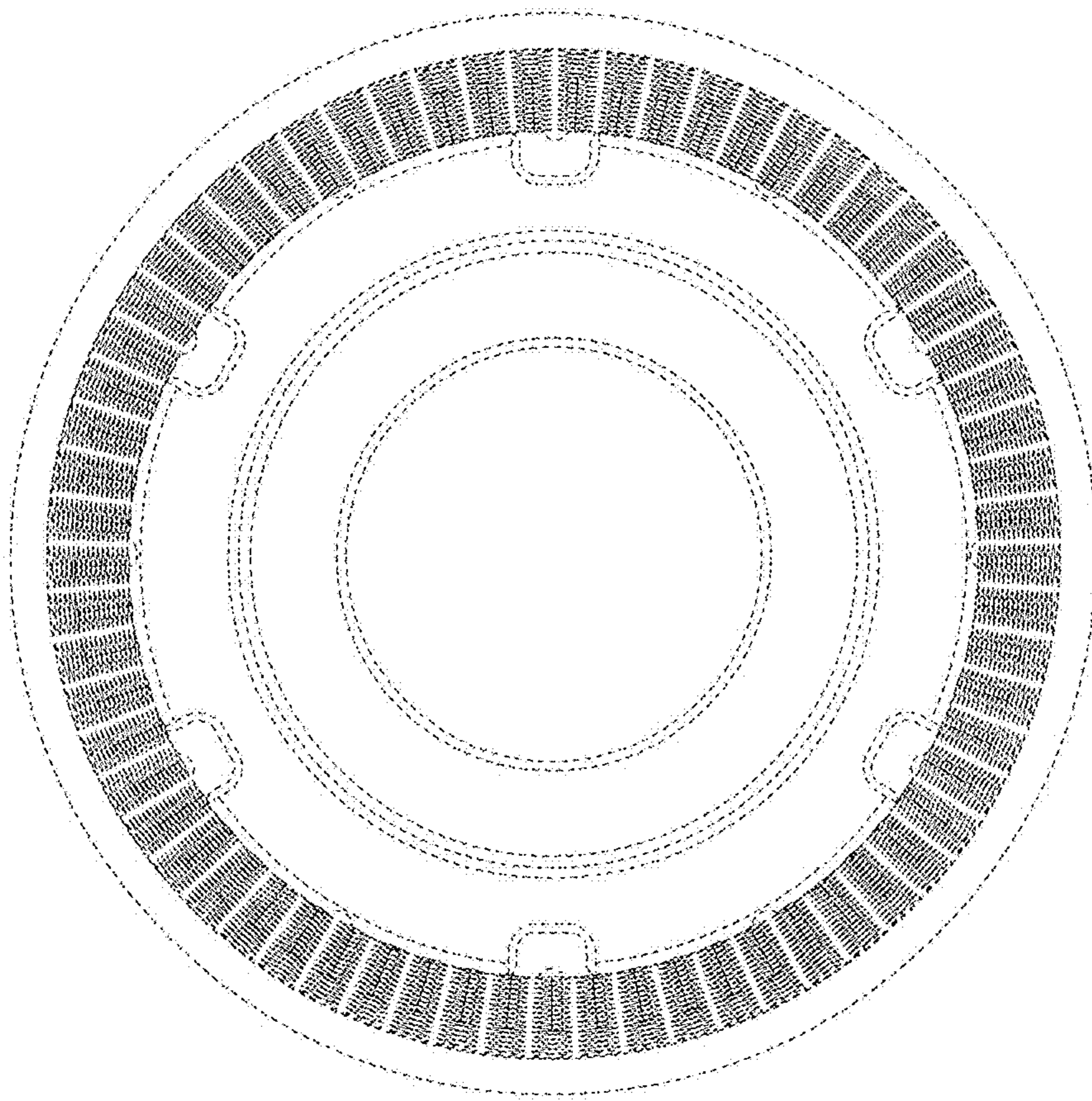


FIG. 4

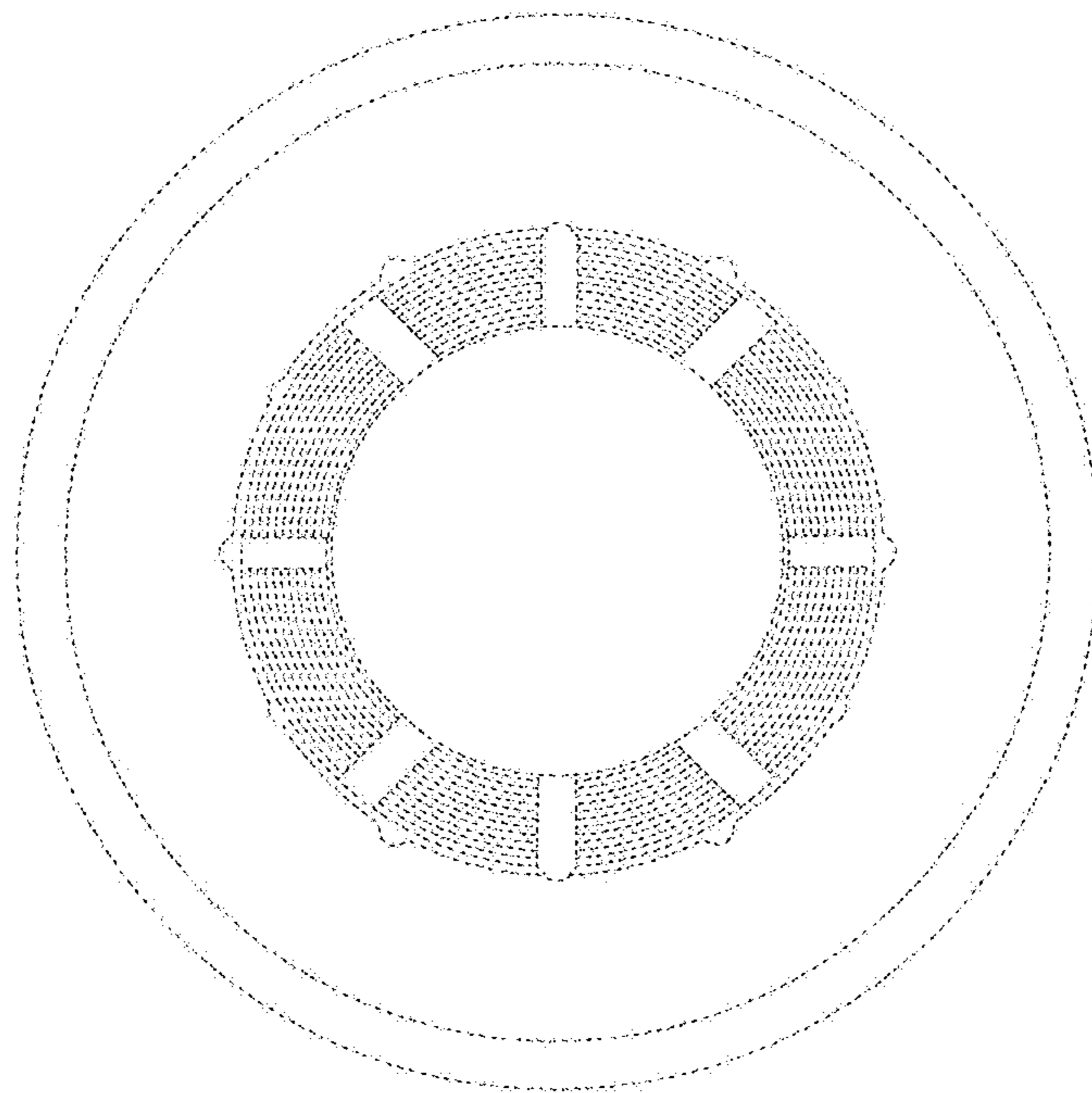


FIG. 5