



US00D808501S

(12) **United States Design Patent**
Potter

(10) **Patent No.:** **US D808,501 S**
(45) **Date of Patent:** **** Jan. 23, 2018**

(54) **FAUCET**

(71) Applicant: **Spectrum Brands, Inc.**, Middleton, WI (US)

(72) Inventor: **Cameron Potter**, Fullerton, CA (US)

(73) Assignee: **Spectrum Brands, Inc.**, Middleton, WI (US)

(**) Term: **15 Years**

(21) Appl. No.: **29/587,811**

(22) Filed: **Dec. 15, 2016**

(51) **LOC (11) Cl.** **23-01**

(52) **U.S. Cl.**
USPC **D23/238**

(58) **Field of Classification Search**
USPC D23/238-242, 249-250, 252, 254-255, D23/257; D8/307-308
CPC Y10T 137/9464
See application file for complete search history.

(56) **References Cited**

U.S. PATENT DOCUMENTS

- D717,400 S * 11/2014 Hanna D23/238
- D723,661 S * 3/2015 Zhang D23/238
- D736,898 S * 8/2015 Garland D23/238

D797,240 S * 9/2017 Potter D23/238

* cited by examiner

Primary Examiner — Robert A Delehanty

(74) *Attorney, Agent, or Firm* — Banner & Witcoff, Ltd.

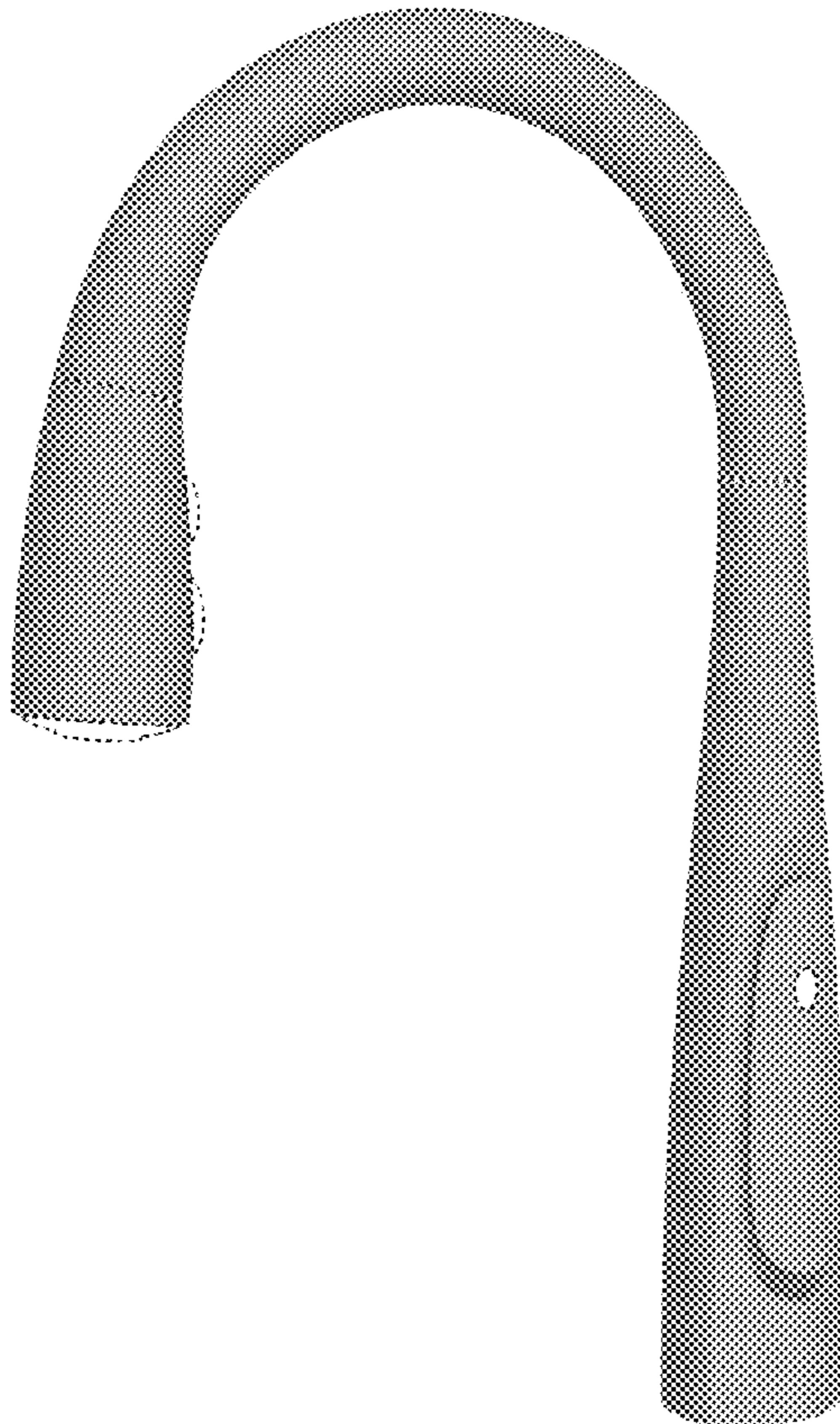
(57) **CLAIM**

The ornamental design for a faucet, as shown and described.

DESCRIPTION

FIG. 1 is a front perspective view of a faucet showing my new design;
 FIG. 2 is a right side view thereof;
 FIG. 3 is a left side view thereof;
 FIG. 4 is a front view thereof;
 FIG. 5 is a rear view thereof;
 FIG. 6 is a top view thereof; and,
 FIG. 7 is a bottom view thereof.
 The broken line showing of the various regions of the faucet in and the seams between the faucet spray head and the faucet body represents unclaimed subject matter and forms no part of the claimed design.

1 Claim, 5 Drawing Sheets



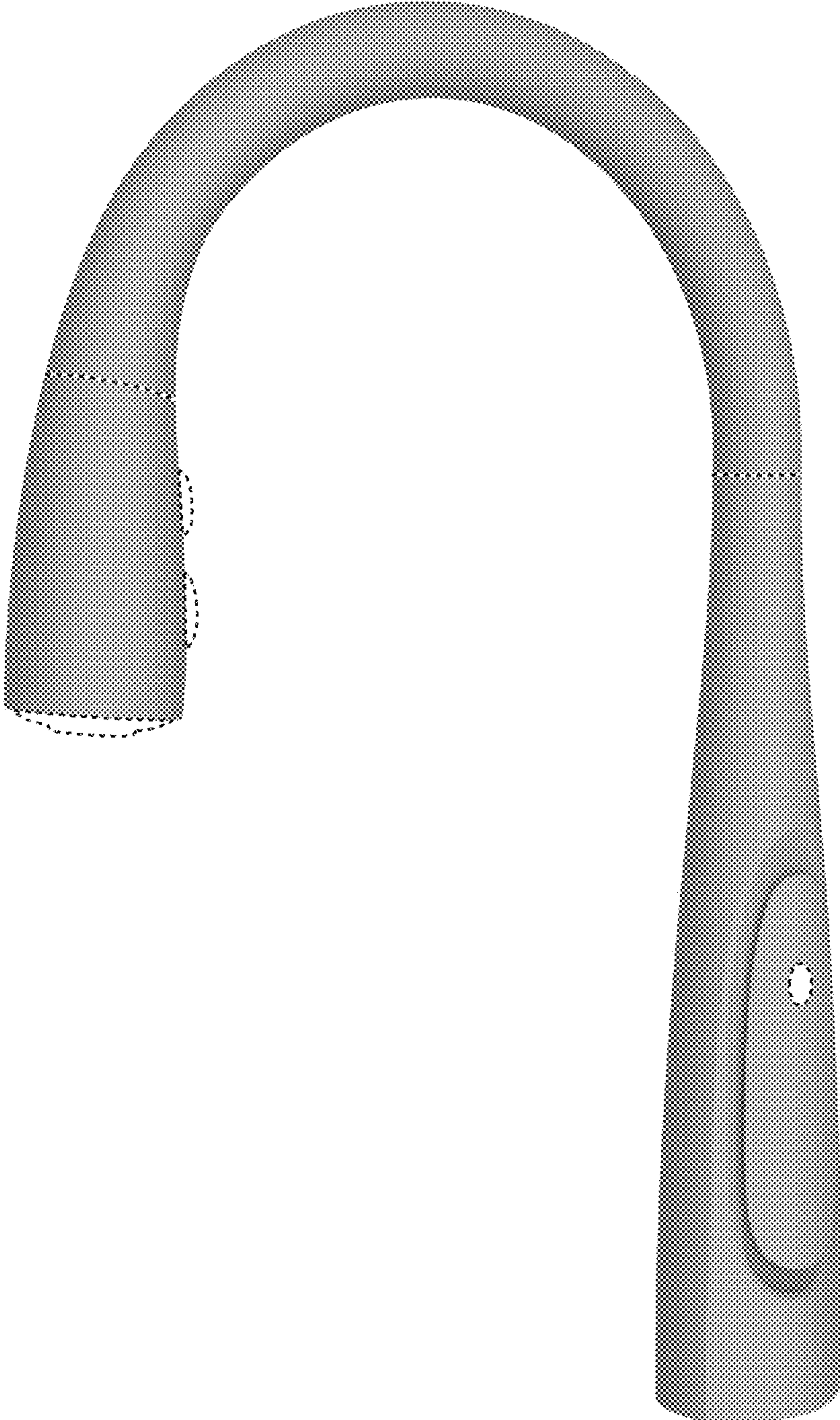


FIG. 1

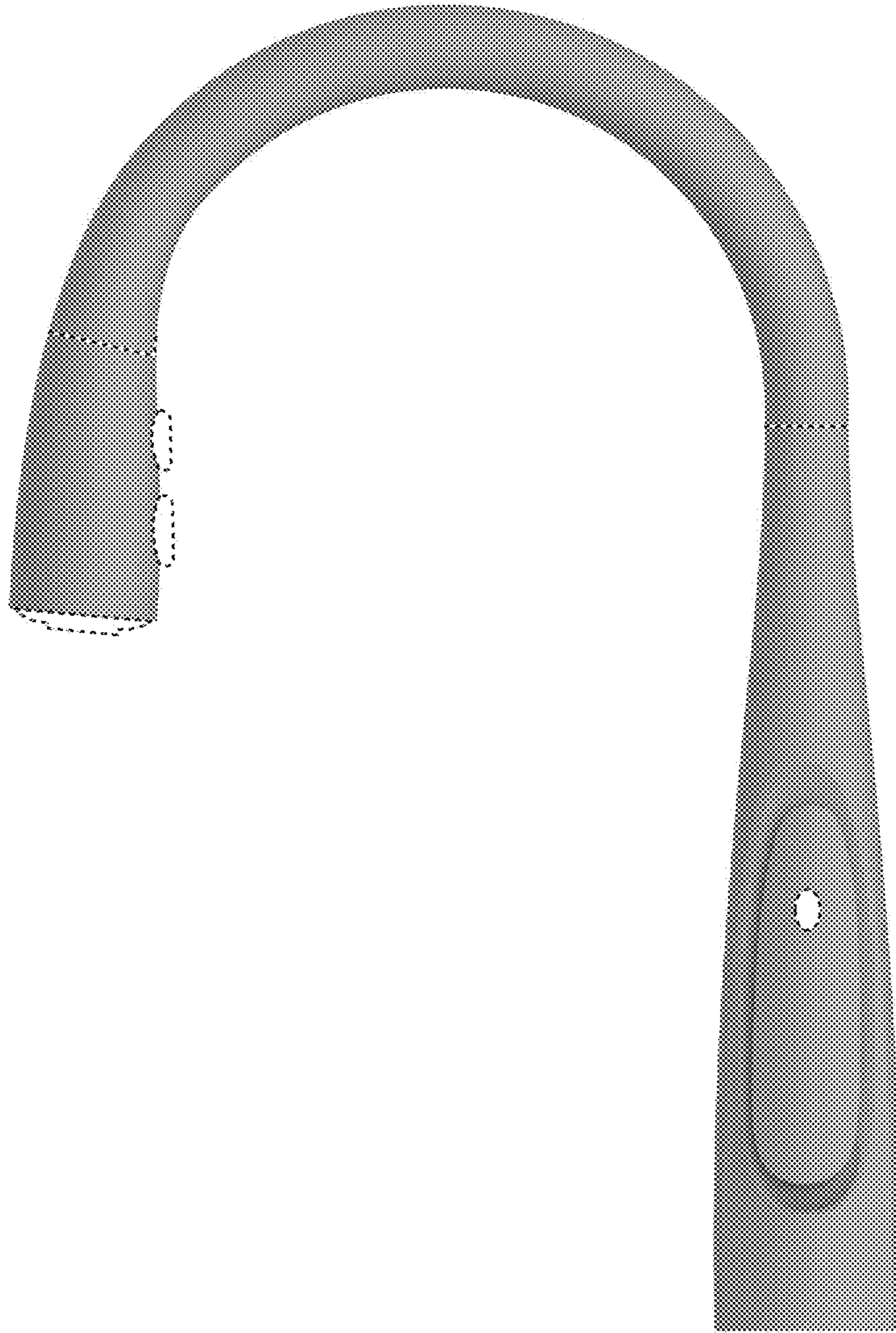


FIG. 2




FIG. 3




FIG. 4



FIG. 5



FIG. 6




FIG. 7