



US00D808497S

(12) **United States Design Patent**
Näslund et al.

(10) **Patent No.:** **US D808,497 S**

(45) **Date of Patent:** **** Jan. 23, 2018**

(54) **CLEANING NOZZLE**

(71) Applicant: **HUSQVARNA AB**, Huskvarna (SE)

(72) Inventors: **Jens Näslund**, Spånga (SE); **Daniel Gunnarsson**, Danderyd (SE); **Gustav Landberg**, Trosa (SE); **Tor Sigurdson**, Stockholm (SE)

(73) Assignee: **HUSQVARNA AB**, Huskvarna (SE)

(**) Term: **15 Years**

(21) Appl. No.: **29/579,287**

(22) Filed: **Sep. 29, 2016**

(30) **Foreign Application Priority Data**

Mar. 31, 2016 (EM) 003049931-0002

(51) **LOC (11) Cl.** **23-01**

(52) **U.S. Cl.**
USPC **D23/213**

(58) **Field of Classification Search**
USPC D23/213, 223, 226; 239/526
CPC B05B 1/18; B05B 9/01; B05B 15/061;
B05B 3/00; B05B 5/00; A62C 31/03;
A62C 31/02

See application file for complete search history.

(56) **References Cited**

U.S. PATENT DOCUMENTS

D315,782 S * 3/1991 Clivio D23/226
D434,107 S * 11/2000 Kuo D23/226
D475,762 S * 6/2003 Kuo D23/226

D489,792 S * 5/2004 Chen D23/223
D557,767 S * 12/2007 Chih D23/226
D558,858 S * 1/2008 Chih D23/226
D652,112 S * 1/2012 Chen D23/226
D747,440 S * 1/2016 Naslund D23/213
D748,762 S * 2/2016 Näslund
D767,094 S * 9/2016 Chen D23/223
D768,817 S * 10/2016 Chen D23/223
D771,773 S * 11/2016 Chen D23/223
D783,124 S * 4/2017 Chen D23/226

FOREIGN PATENT DOCUMENTS

JP 1515591 S 1/2015

* cited by examiner

Primary Examiner — Robin V Webster

(74) *Attorney, Agent, or Firm* — McNair Law Firm, P.A.

(57) **CLAIM**

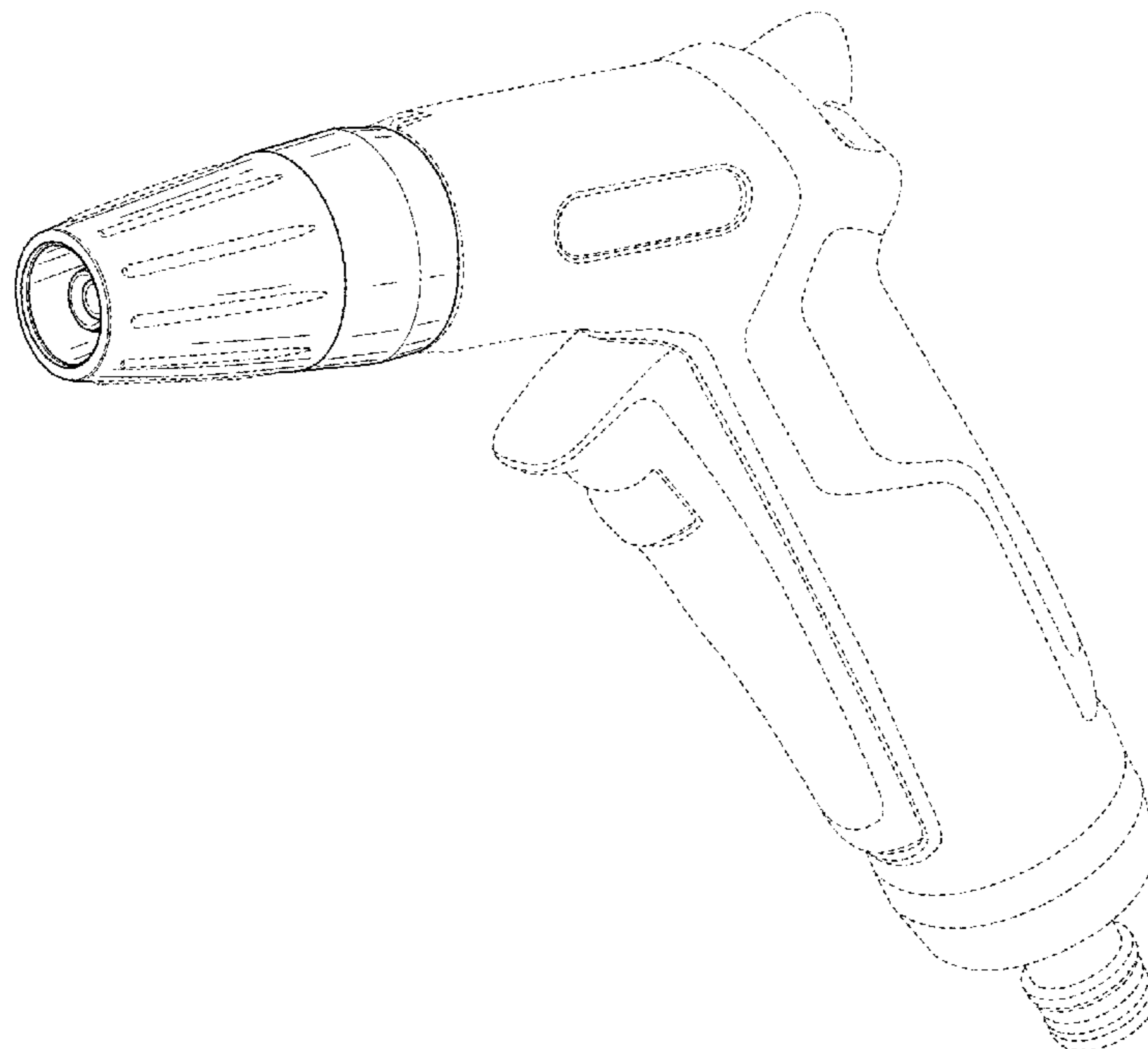
The ornamental design for a cleaning nozzle, as shown and described.

DESCRIPTION

FIG. 1 is a perspective view of a cleaning nozzle in accordance with an embodiment of the present invention; FIG. 2 is a front view of the cleaning nozzle of FIG. 1; FIG. 3 is a rear view of the cleaning nozzle of FIG. 1; FIG. 4 is a right side view of the cleaning nozzle of FIG. 1; FIG. 5 is a left side view of the cleaning nozzle of FIG. 1; FIG. 6 is a top view of the cleaning nozzle of FIG. 1; and, FIG. 7 is a bottom view of the cleaning nozzle of FIG. 1

The broken lines of FIGS. 1-7 are illustrative of the visible environmental structure of the cleaning nozzle and form no part of the claimed design.

1 Claim, 5 Drawing Sheets



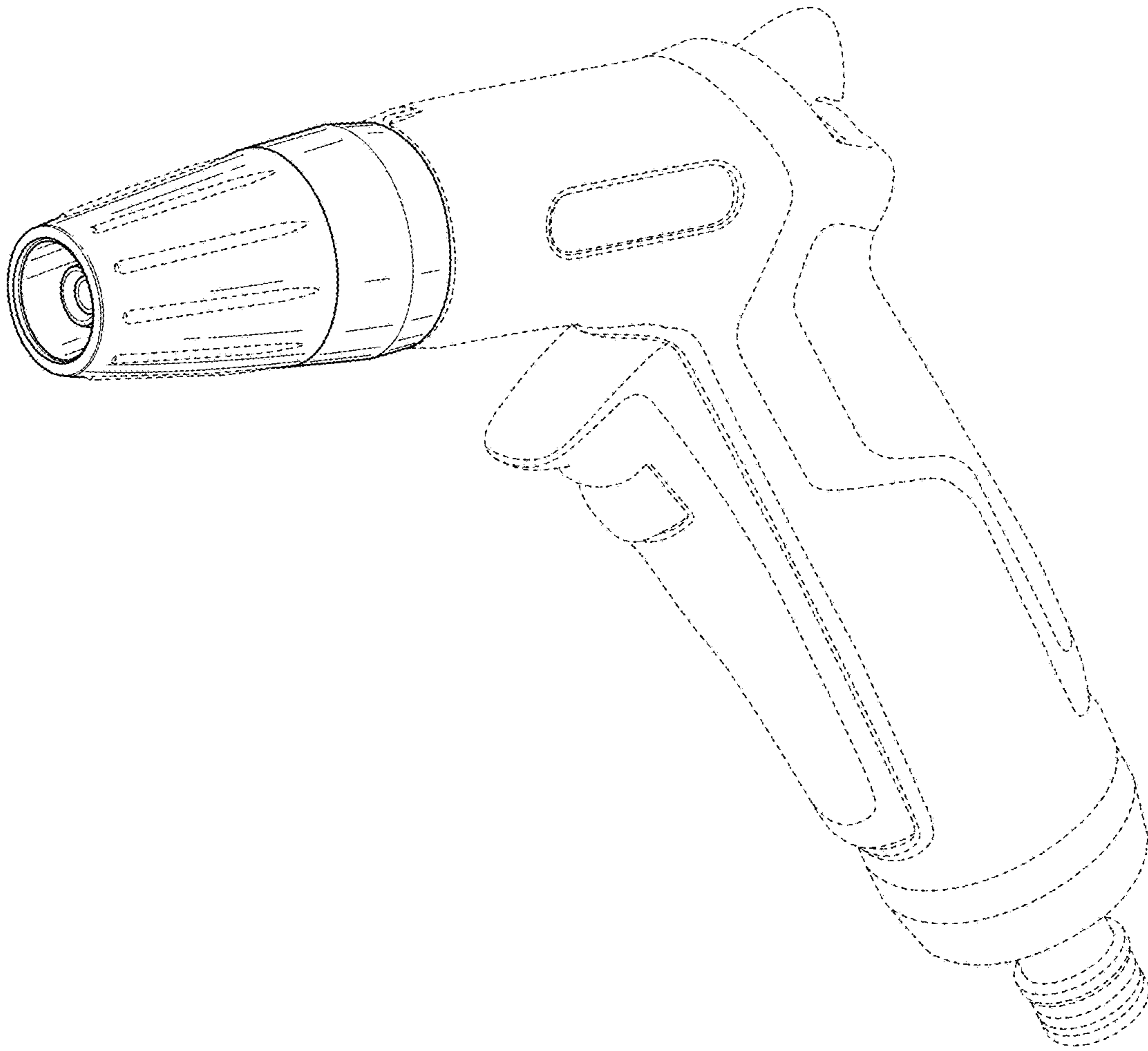


FIG. 1

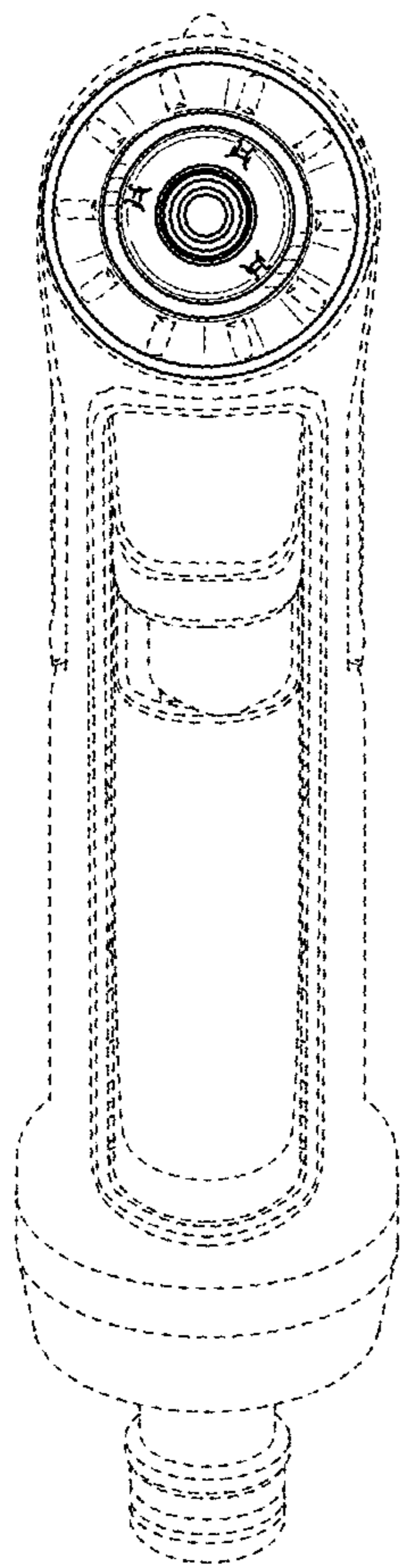


FIG. 2

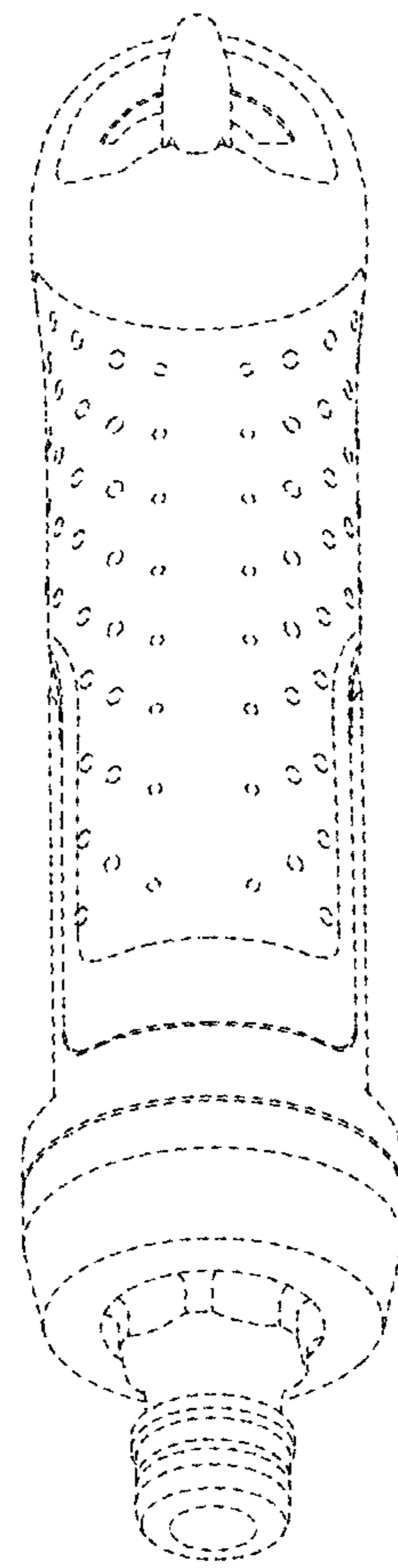


FIG. 3

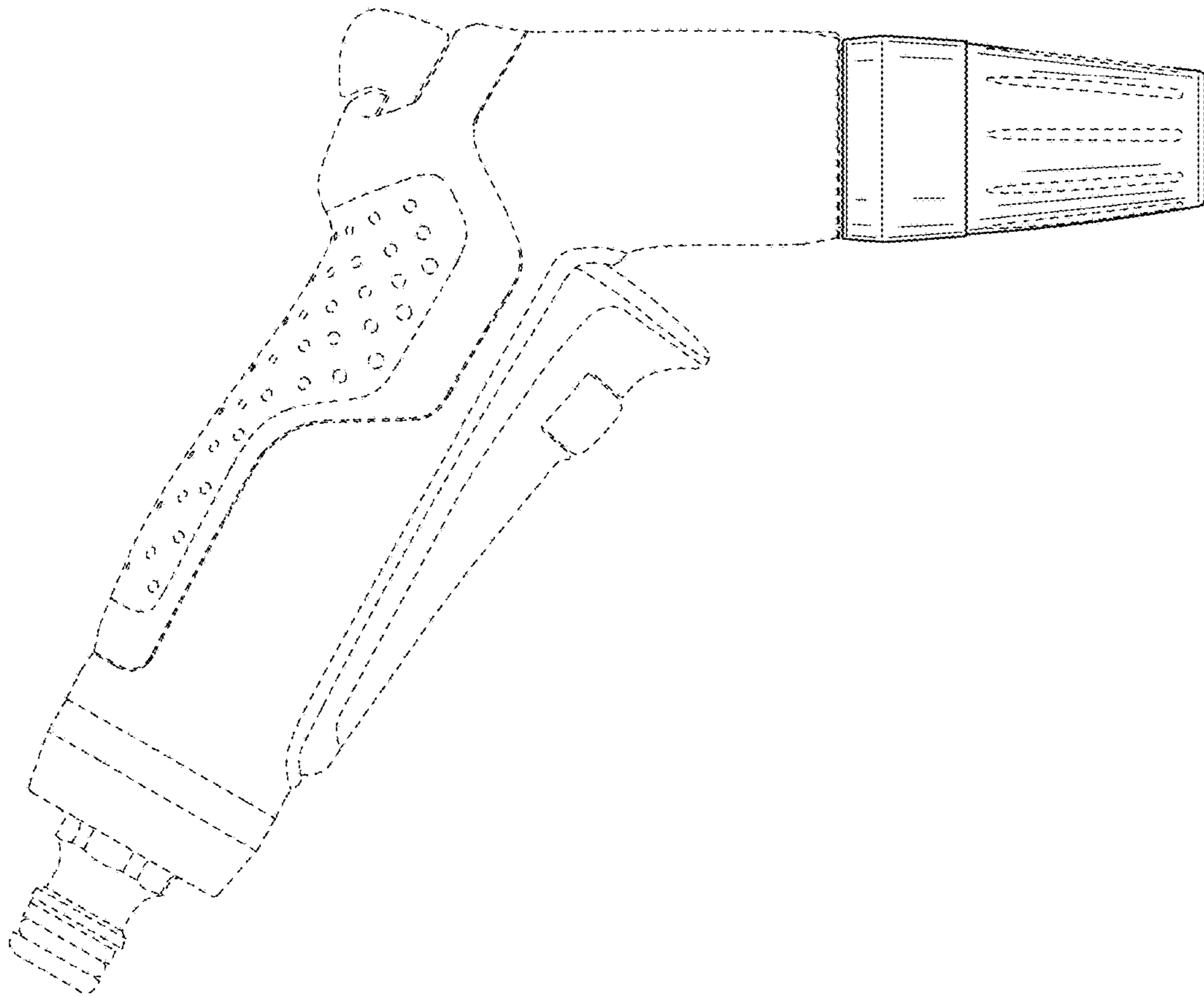


FIG. 4

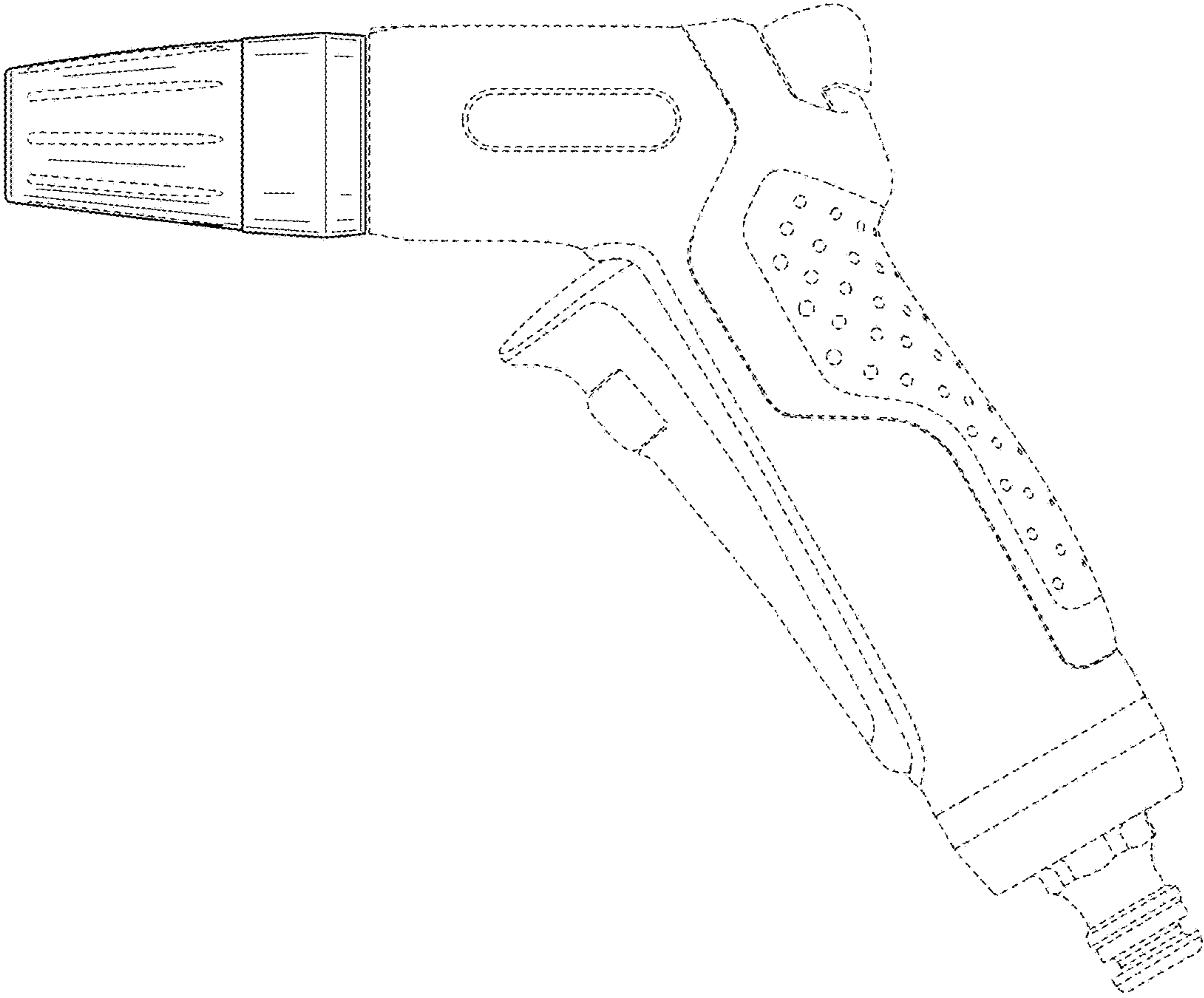


FIG. 5

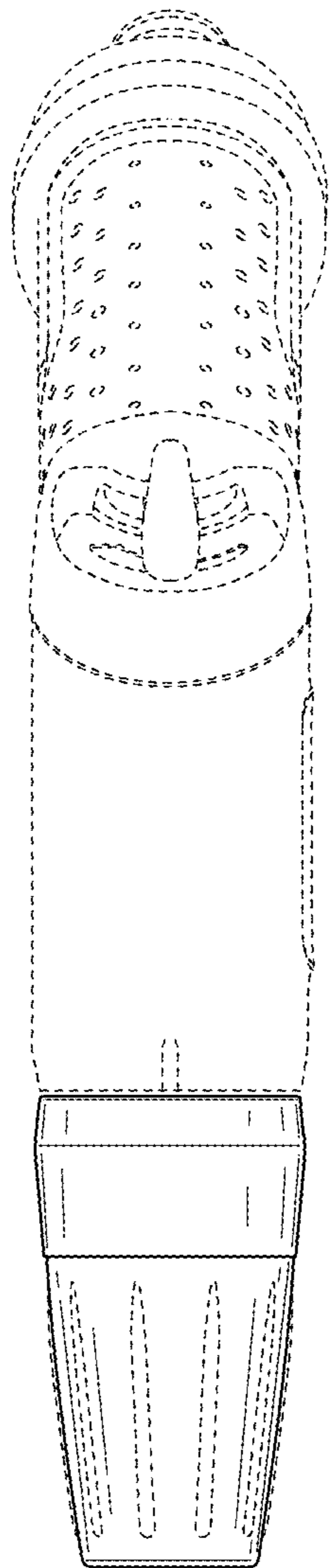


FIG. 6

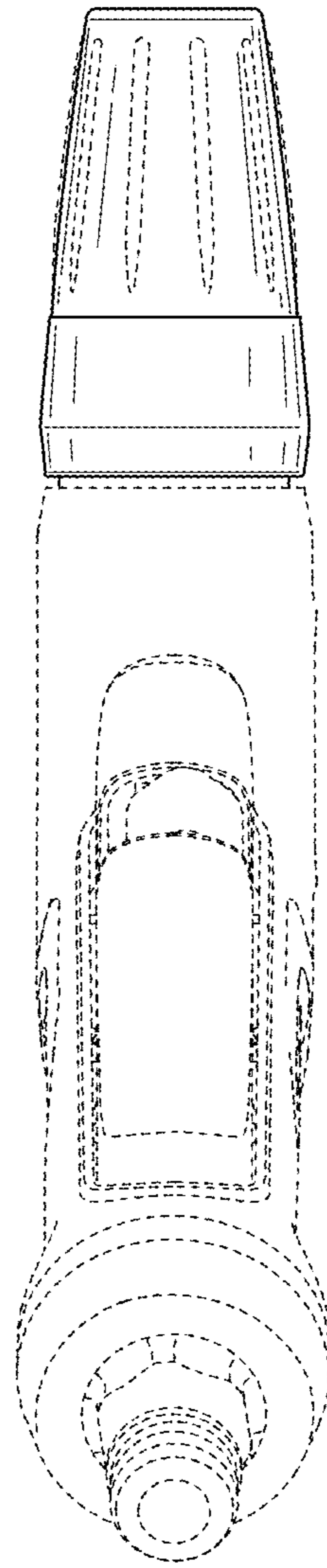


FIG. 7