



US00D808479S

(12) **United States Design Patent**
Plug

(10) **Patent No.:** **US D808,479 S**

(45) **Date of Patent:** **** Jan. 23, 2018**

- (54) **FIELD HOCKEY STICK**
- (71) Applicant: **DSM IP Assets B.V.**, Heerlen (NL)
- (72) Inventor: **Johannes Petrus Marinus Plug**, Sittard (NL)
- (73) Assignee: **DSM IP ASSETS B.V.**, Heerlen (NL)
- (**) Term: **15 Years**
- (21) Appl. No.: **29/566,952**
- (22) Filed: **Jun. 3, 2016**
- (51) **LOC (11) Cl.** **21-02**
- (52) **U.S. Cl.**
USPC **D21/727**
- (58) **Field of Classification Search**
USPC D21/722–728, 753
CPC A63B 69/00; A63B 69/0024; A63B 59/70;
A63B 60/48; A63B 60/00; A63B 60/46;
A63B 2102/22; A63B 2102/24
See application file for complete search history.

- 7,556,573 B2 * 7/2009 Beach A63B 69/0024
473/422
- 8,182,376 B2 * 5/2012 Kotula A63B 59/70
473/519
- 8,241,154 B2 * 8/2012 Pfeifer A63B 49/08
473/516

* cited by examiner

Primary Examiner — Mitchell Siegel
(74) *Attorney, Agent, or Firm* — Nixon & Vanderhye P.C.

(57) **CLAIM**

The ornamental designs for a “field hockey stick,” as shown and described.

DESCRIPTION

This application may be deemed to be related to commonly owned U.S. Design application Ser. No. 29/566,944 entitled “Design For: Field Hockey Stick and Shaft Thereof”; application Ser. No. 29/566,965 entitled “Design For: Ice Hockey Stick and Shaft Thereof”; and Ser. No. 29/566,971 entitled “Design For: Ice Hockey Stick and Shaft Thereof”, the entire content of each application being expressly incorporated hereinto by reference.


FIG. 1 is a top right front perspective view of a field hockey stick which embodies our new and original design therefore; FIG. 2 is a bottom left front perspective view thereof; FIG. 3 is a right side elevational view thereof; FIG. 4 is a left side elevational view thereof; FIG. 5 is a top plan view thereof; FIG. 6 is a bottom plan view thereof; FIG. 7 rear end elevational view thereof; FIG. 8 is a front end elevational view thereof; and, FIG. 9 is an enlarged top plan view taken on dash-dot line 9 of FIG. 5 showing in detail the pattern disclosed throughout the entire design.

1 Claim, 4 Drawing Sheets

(56) **References Cited**

U.S. PATENT DOCUMENTS

- D244,790 S * 6/1977 Carlson D21/727
- 4,512,573 A * 4/1985 Coolen A63B 59/70
473/559
- 5,603,498 A * 2/1997 Crawford A63B 60/48
473/562
- 7,377,865 B2 * 5/2008 Bedwell A63B 59/70
473/560






Fig. 1

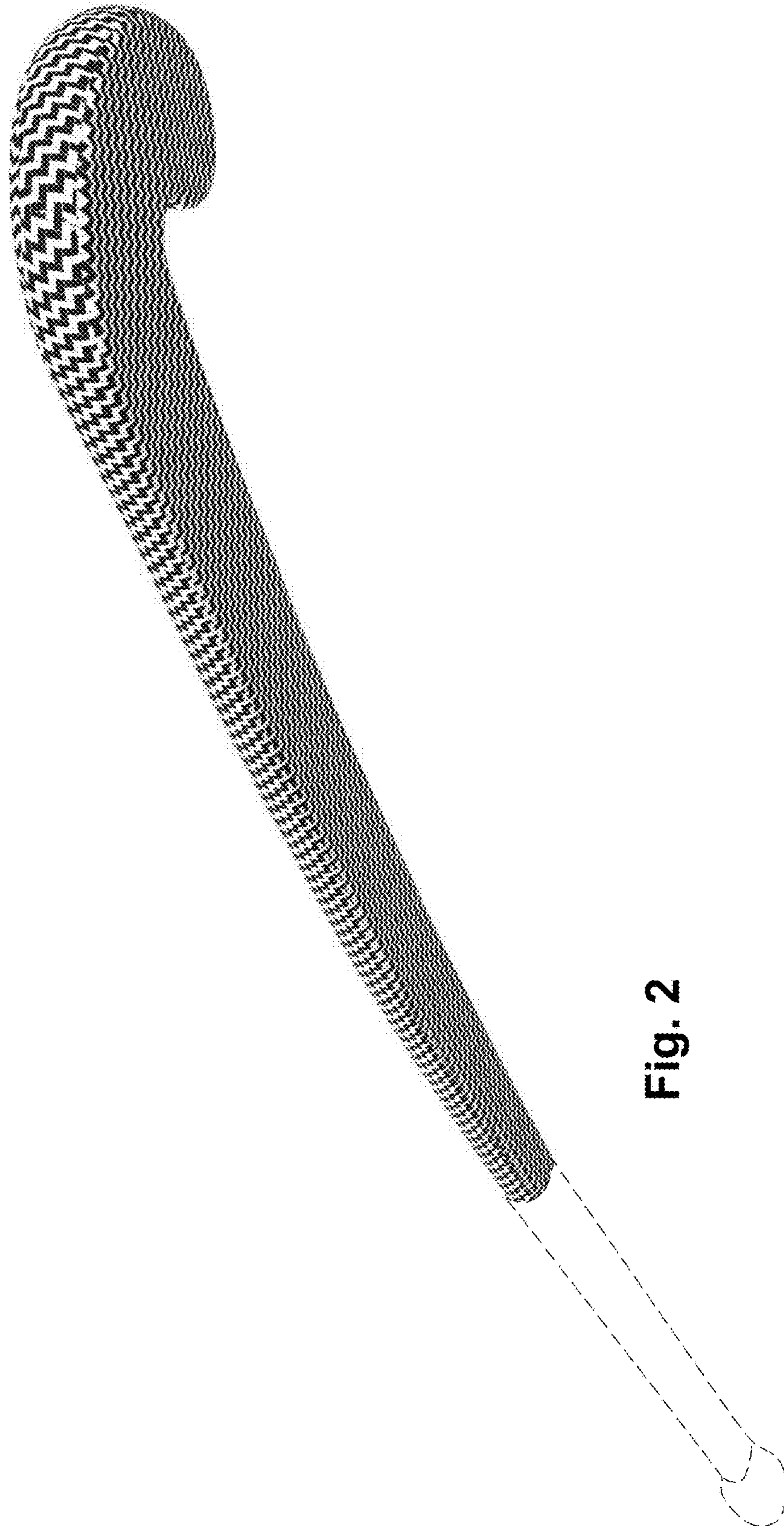


Fig. 2




Fig. 3




Fig. 4




Fig. 5




Fig. 6