



US00D808477S

(12) **United States Design Patent** (10) **Patent No.:** **US D808,477 S**
Finley et al. (45) **Date of Patent:** **** Jan. 23, 2018**

(54) **GOLF BALL**

(56) **References Cited**

(71) Applicant: **Callaway Golf Company**, Carlsbad, CA (US)
(72) Inventors: **Jason Finley**, San Marcos, CA (US);
Maeve Moylan, Wilbraham, MA (US);
Nathan Adelman, Carlsbad, CA (US);
Johnny Rodriguez, Carlsbad, CA (US)
(73) Assignee: **Callaway Golf Company**, Carlsbad, CA (US)
(**) Term: **15 Years**
(21) Appl. No.: **29/583,344**
(22) Filed: **Nov. 4, 2016**
(51) **LOC (11) Cl.** **21-02**
(52) **U.S. Cl.**
USPC **D21/708**
(58) **Field of Classification Search**
USPC D21/698, 699, 705, 707-709, 713-718,
D21/722, 780, 787-789, 791, 799.1, 804,
D21/300-303, 305, 318; D30/160; D5/5,
D5/20, 29, 61, 63, 64, 99; D6/584, 588,
D6/592; D9/668
CPC ... A63B 37/00; A63B 37/0022; A63B 37/001;
A63B 37/0011; A63B 37/12; A63B
37/14; A63B 39/00; A63B 39/06; A63B
41/00; A63B 43/00; A63B 43/008; A63B
43/02; A63B 43/06; A63B 47/00; A63B
57/20; A63B 59/20; A63B 63/00; A63B
2063/001; A63B 67/10; A63B 2069/0008;
A63B 69/002; A63B 69/345; A63B
69/34; A63B 69/201; A63B 69/205; A63B
71/14; A63B 71/143; A63B 71/145; A65B
69/00

U.S. PATENT DOCUMENTS

1,656,408 A	1/1928	Young	
5,013,046 A	5/1991	Koch	
5,427,378 A	6/1995	Murphy	
D378,388 S *	3/1997	Watson	D21/709
5,662,530 A	9/1997	Sellar	
D410,511 S	6/1999	Stahl et al.	
D410,979 S	6/1999	Stahl et al.	
D412,954 S	8/1999	Stahl et al.	
D415,541 S	10/1999	Stahl et al.	
D419,626 S	1/2000	Stahl et al.	
D424,143 S	5/2000	Stahl et al.	
D479,295 S *	9/2003	Vesledahl	D21/780
D491,988 S *	6/2004	Arluna	D21/708
D505,461 S *	5/2005	Lee	D21/708
D513,046 S *	12/2005	Lee	D21/709

(Continued)

Primary Examiner — Michael A. Pratt
Assistant Examiner — Wendy Arminio
(74) *Attorney, Agent, or Firm* — Michael A. Catania;
Rebecca Hanovice; Sonia Lari

(57) **CLAIM**

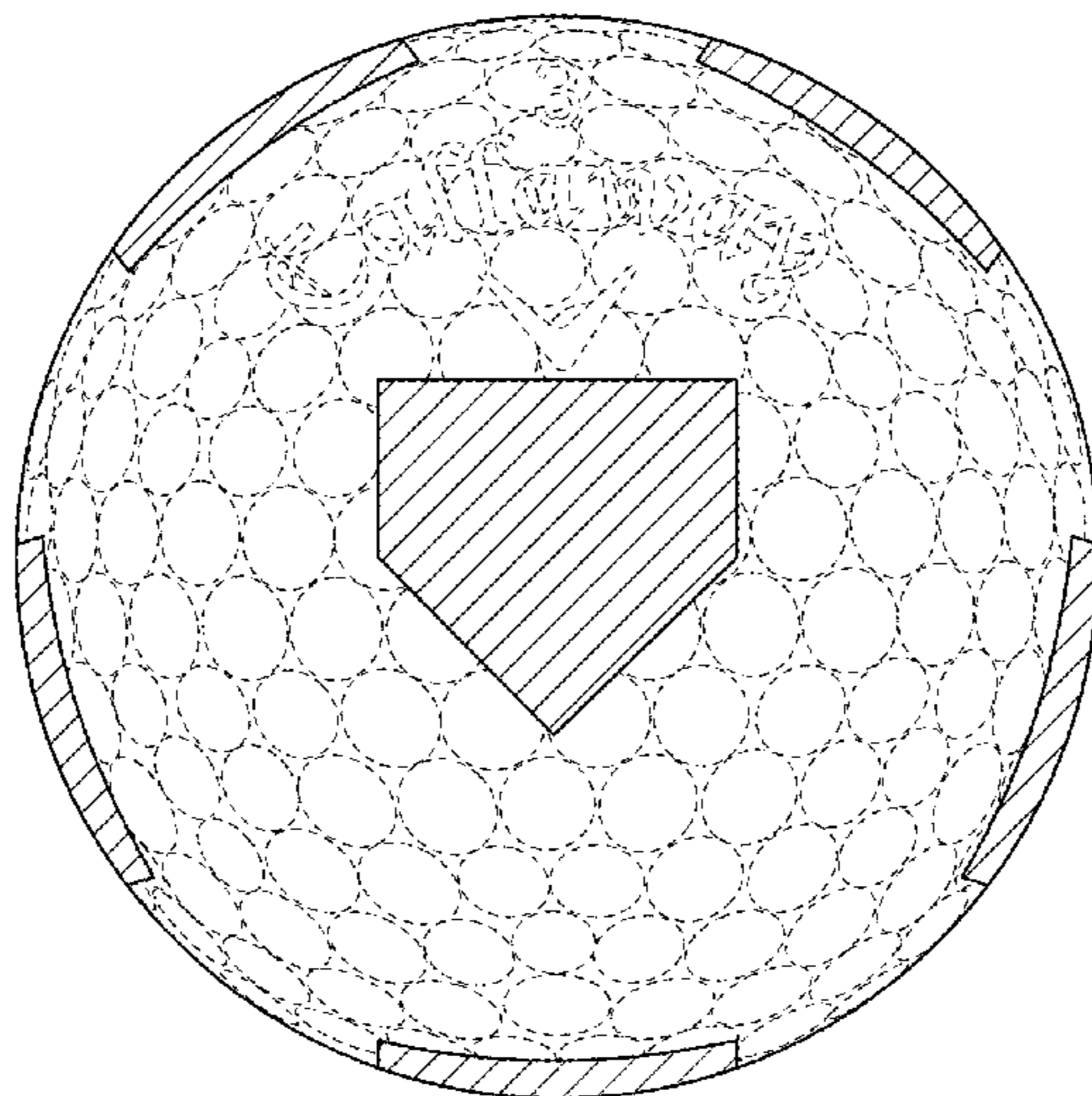
The ornamental design for a golf ball, as shown and described.

DESCRIPTION

FIG. 1 is a top plan view showing our new design for a golf ball;
FIG. 2 is bottom plan view of FIG. 1;
FIG. 3 is a front elevation view of FIG. 1;
FIG. 4 is a rear elevation view of FIG. 1; and,
FIG. 5 is a side elevation view of FIG. 1.
The broken lines within the home-plate-shaped features and the spaces contained within these broken lines depict portions of the golf ball that form no part of the claimed design. All other broken lines depict portions of the golf ball that form no part of the claimed design.
The "Callaway V" logo, which forms no part of the claimed design, is a trademark of the Callaway Golf Company.

See application file for complete search history.

1 Claim, 3 Drawing Sheets



(56)

References Cited

U.S. PATENT DOCUMENTS

D613,354	S *	4/2010	van Oorschot	D21/713
D613,355	S *	4/2010	van Oorschot	D21/713
D618,740	S *	6/2010	van Oorschot	D21/713
D634,385	S *	3/2011	Parrish, Jr.	D21/780
7,896,759	B2 *	3/2011	Jackson	A63B 69/0002 473/452
D669,946	S *	10/2012	Aogaki	D21/713
D692,074	S *	10/2013	Aogaki	D21/707
D738,445	S *	9/2015	Black	D21/707
D742,982	S *	11/2015	Menard	D21/780
9,278,260	B1 *	3/2016	Bartels	A63B 37/0087
D792,534	S *	7/2017	Pellegrino	D21/709
2005/0192120	A1 *	9/2005	Morley	A63B 43/008 473/351
2006/0148593	A1 *	7/2006	Sato	A63B 37/0004 473/378
2009/0017941	A1 *	1/2009	Sullivan	A63B 37/0004 473/383
2010/0069176	A1 *	3/2010	Aoyama	A63B 37/0004 473/383
2015/0202497	A1 *	7/2015	Lee	A63B 37/0006 473/384

* cited by examiner

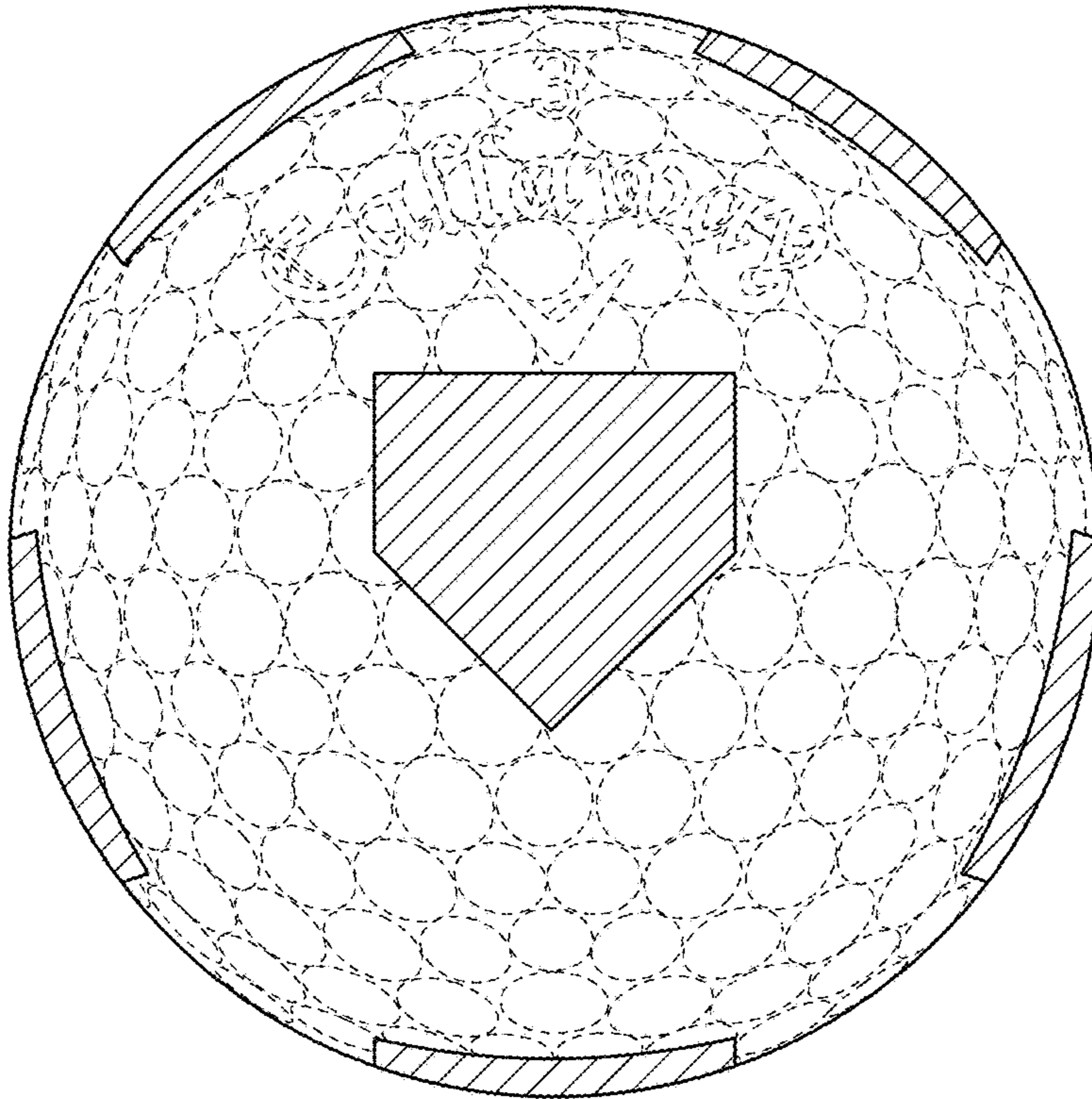


FIG. 1

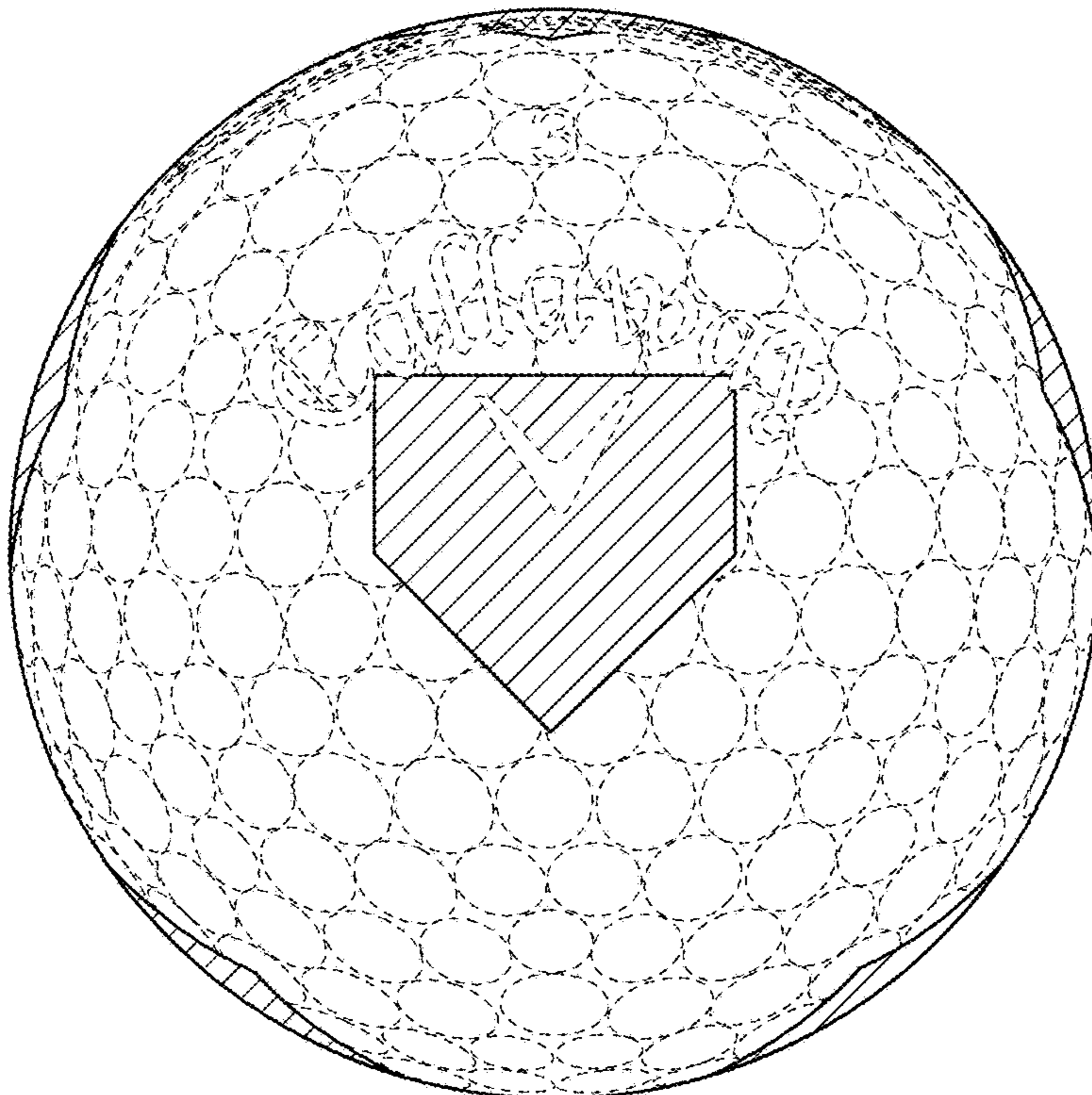


FIG. 2

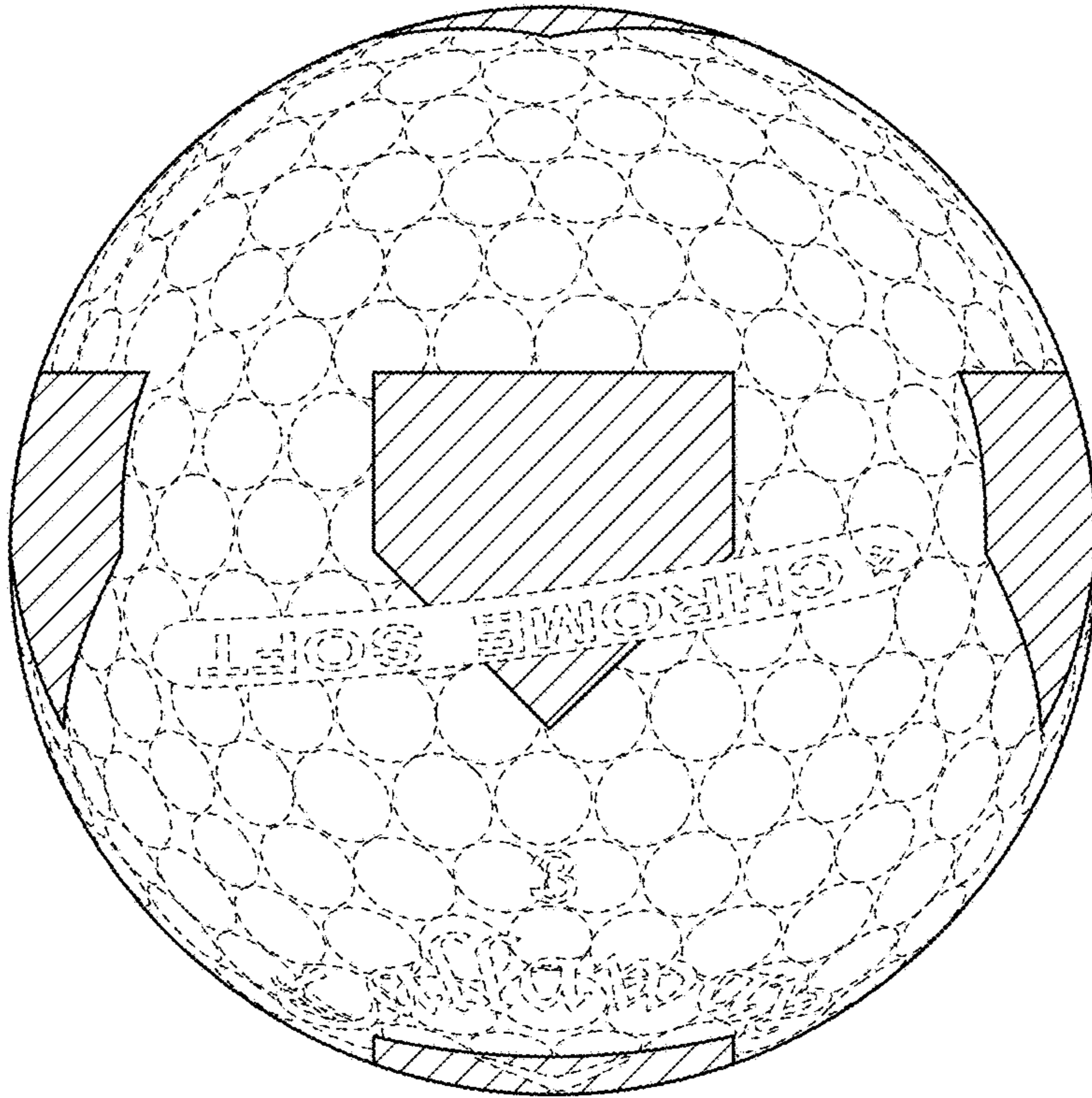


FIG. 3

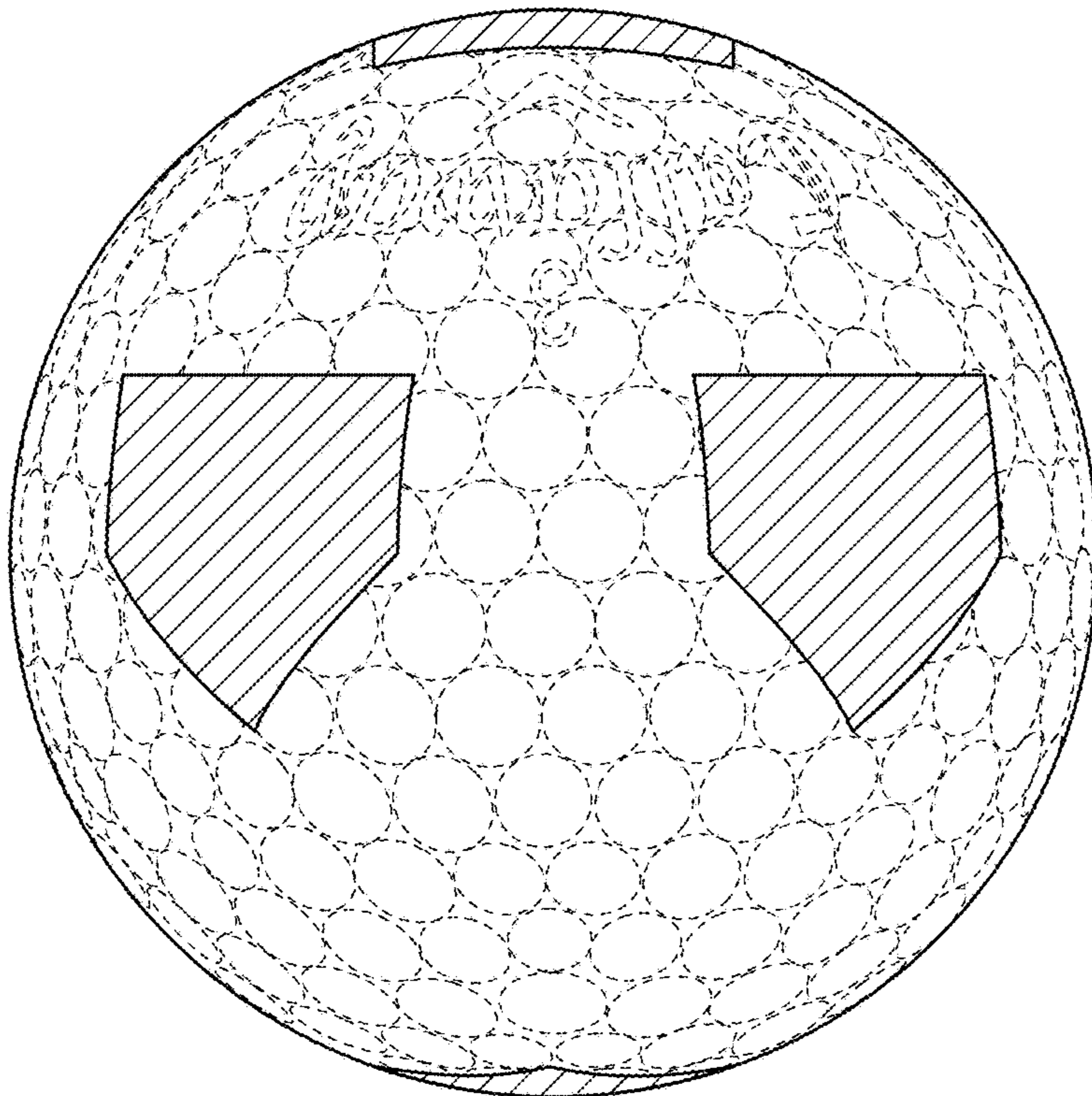


FIG. 4

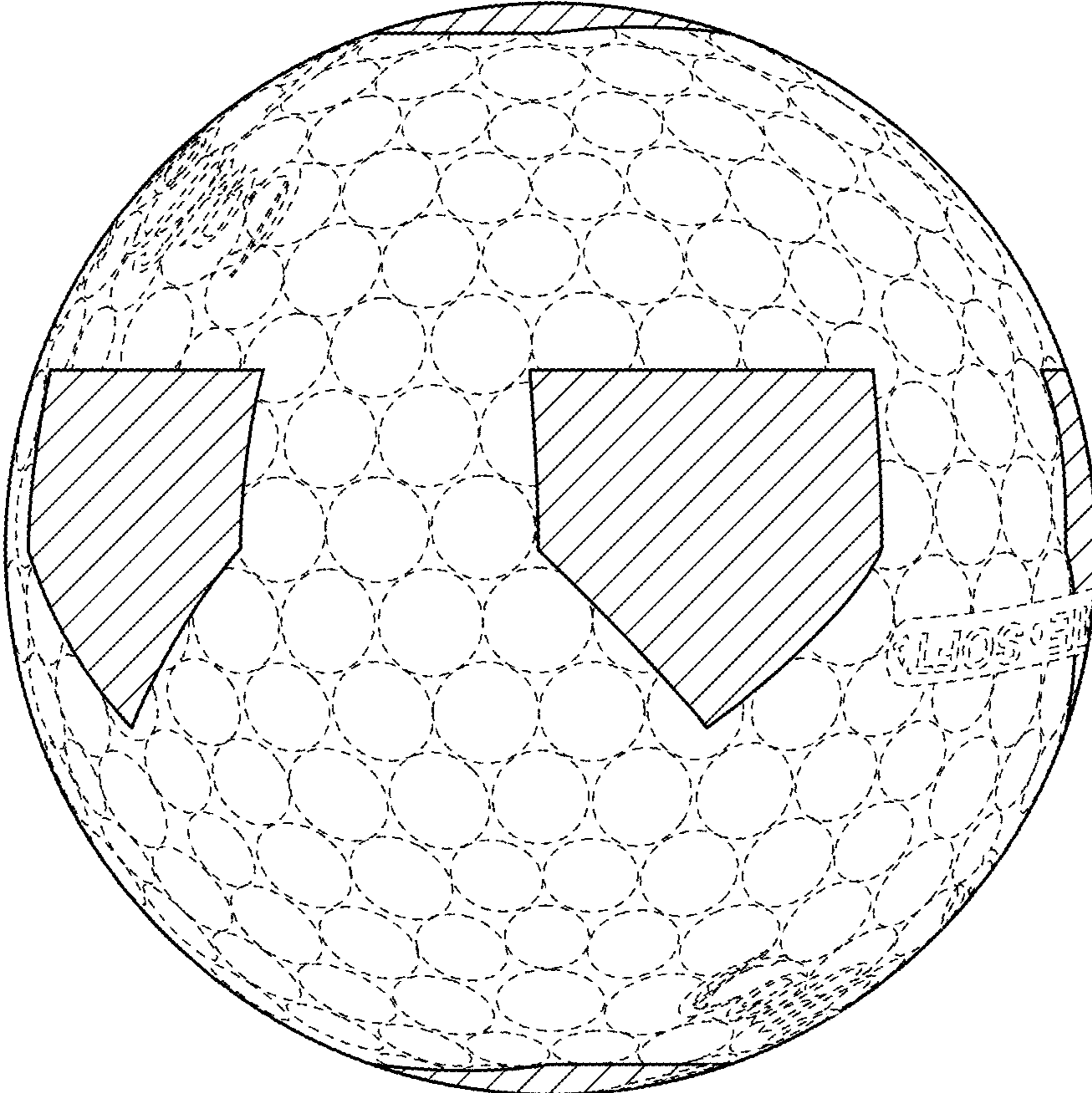


FIG. 5