



US00D808463S

(12) **United States Design Patent**  
**Easton**

(10) **Patent No.:** **US D808,463 S**  
(45) **Date of Patent:** **\*\* Jan. 23, 2018**

- (54) **ILLUMINATED NAMETAG**
- (71) Applicant: **Kenneth W. Easton**, Pilot Hill, CA (US)
- (72) Inventor: **Kenneth W. Easton**, Pilot Hill, CA (US)
- (\*\*) Term: **14 Years**
- (21) Appl. No.: **29/518,092**
- (22) Filed: **Feb. 19, 2015**
- (51) **LOC (11) Cl.** ..... **19-08**
- (52) **U.S. Cl.**  
USPC ..... **D20/27**
- (58) **Field of Classification Search**  
USPC ..... D20/10, 19, 22-28, 40, 99; D10/106.9; D19/1, 9, 10, 34  
CPC . G09F 3/00; G09F 3/02; G09F 3/0288; G09F 3/0289; G09F 3/04; G09F 3/08; G09F 3/01; G09F 2003/0257; G09F 2003/0259; G09F 2003/0264; G09F 2003/0266; G09F 2003/0267; B31D 1/021; B42D 25/00; B42D 25/23; B42D 25/45; B43L 1/00  
See application file for complete search history.

- 5,411,167 A \* 5/1995 Weder ..... A01G 5/04 220/485
- D477,359 S \* 7/2003 Haas ..... D19/10
- D504,159 S \* 4/2005 Best ..... D20/27
- D597,597 S \* 8/2009 Alexander ..... D19/34
- D642,623 S \* 8/2011 Turner ..... D19/11
- 2006/0240250 A1\* 10/2006 Starzynski ..... G09F 3/10 428/343
- 2008/0283614 A1\* 11/2008 Emery ..... B42D 25/00 235/487
- 2012/0315422 A1\* 12/2012 Cushing ..... G09F 3/0288 428/41.8

\* cited by examiner

*Primary Examiner* — Mary Ann Calabrese  
(74) *Attorney, Agent, or Firm* — Temmerman Law Office; Mathew J. Temmerman

(56) **References Cited**

U.S. PATENT DOCUMENTS

- 3,524,782 A \* 8/1970 Buske ..... B31D 1/021 156/248
- 3,939,588 A \* 2/1976 Hockaday ..... B43L 13/208 283/105
- D259,573 S \* 6/1981 Renaud ..... D19/1
- 5,127,676 A \* 7/1992 Bockairo ..... G09F 3/0289 283/56


(57) **CLAIM**


I claim the ornamental design for an illuminated nametag, as shown and described.

**DESCRIPTION**

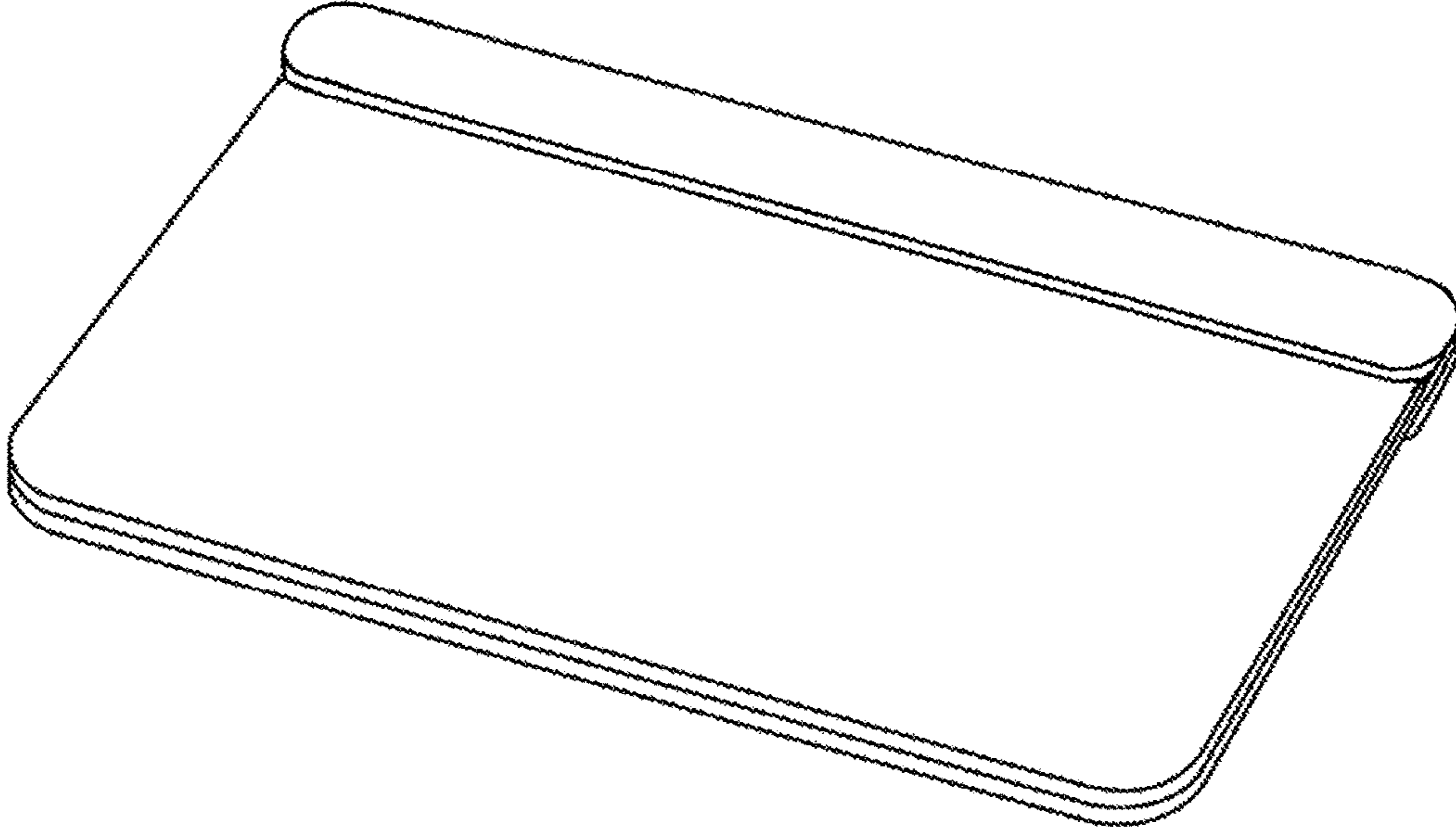
FIG. 1 is a top, front right perspective view of an illuminated nametag showing my new design;  
FIG. 2 is a top, back right perspective view thereof;  
FIG. 3 is a front view thereof;  
FIG. 4 is a back view thereof;  
FIG. 5 is a top view thereof;  
FIG. 6 is a bottom view thereof;  
FIG. 7 is a right side view thereof; and,  
FIG. 8 is a left side view thereof.  
In the drawings, the broken lines illustrate environment and form no part of the claimed design.

**1 Claim, 3 Drawing Sheets**






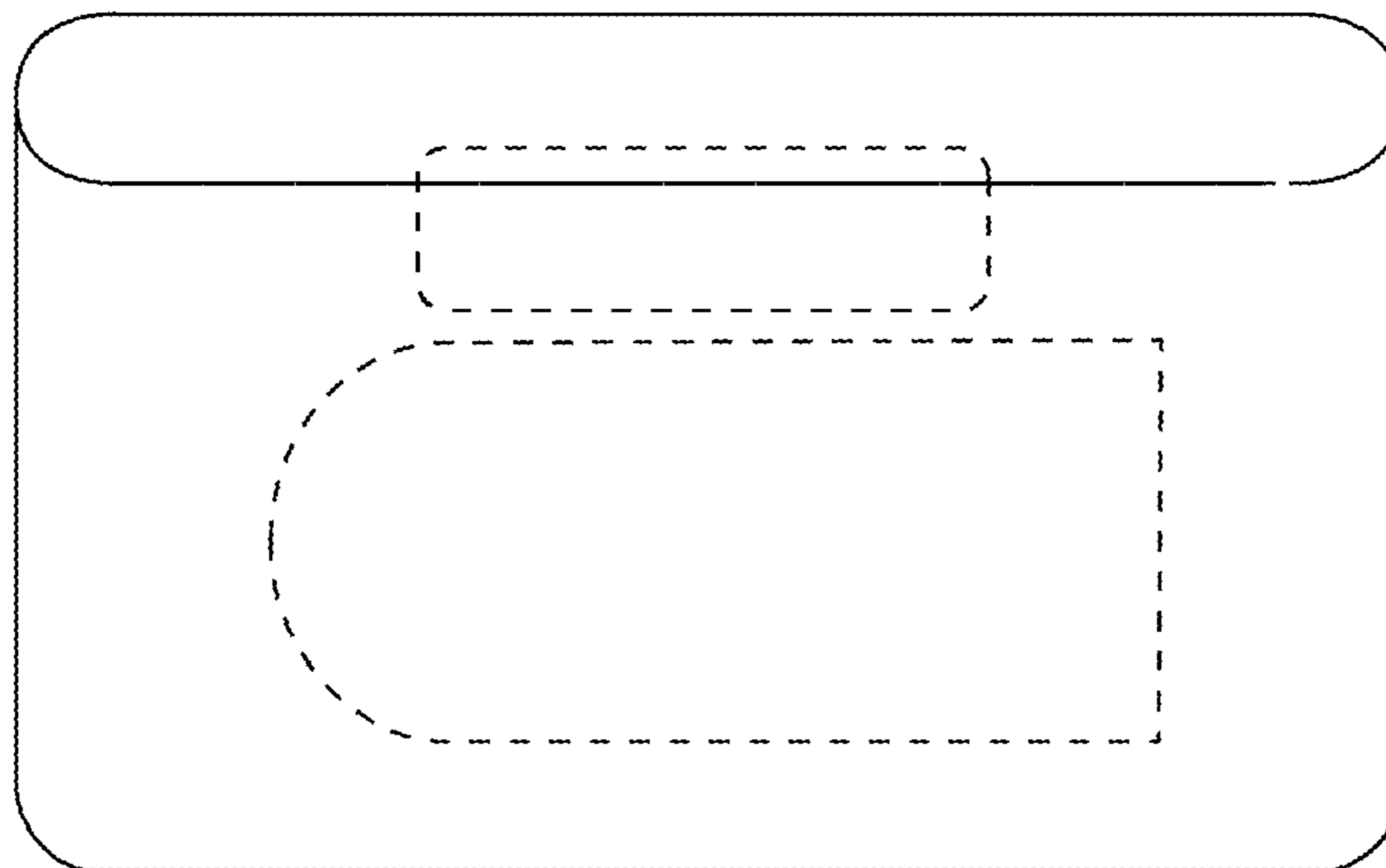
**Fig. 1**



**Fig. 2**




**Fig. 3**



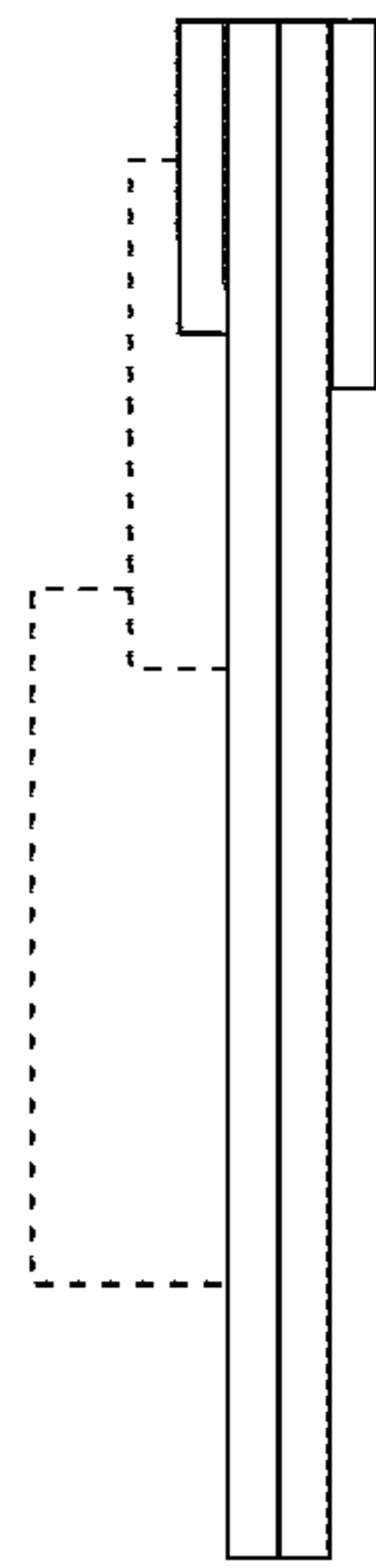
**Fig. 4**



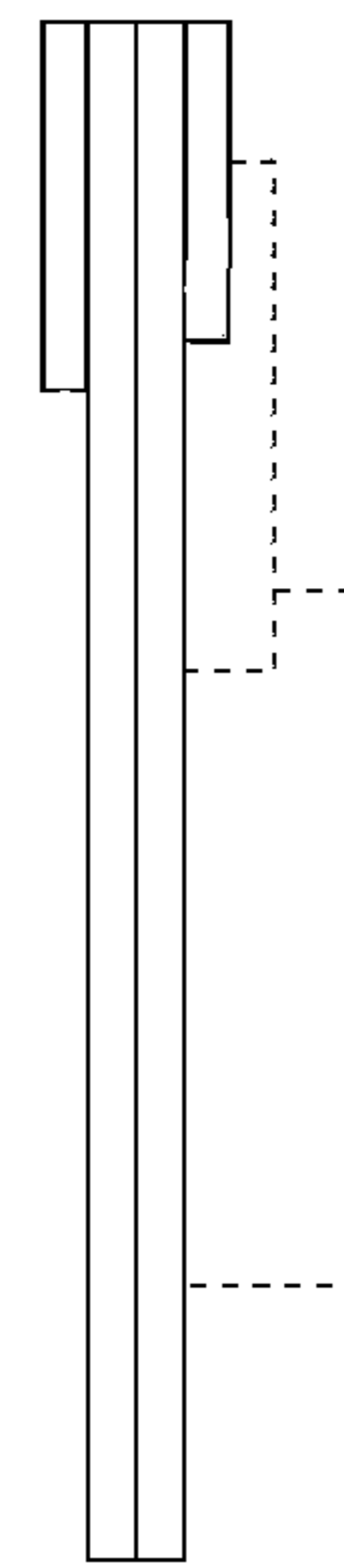
**Fig. 5**



**Fig. 6**



**Fig. 7**



**Fig. 8**