



US00D808419S

(12) **United States Design Patent**
Liu

(10) **Patent No.:** **US D808,419 S**
(45) **Date of Patent:** **** Jan. 23, 2018**

(54) **DISPLAY SCREEN WITH GRAPHICAL USER INTERFACE**

(71) Applicant: **NEC Corporation**, Minato-ku, Tokyo (JP)

(72) Inventor: **Jianquan Liu**, Minato-ku (JP)

(73) Assignee: **NEC CORPORATION**, Tokyo (JP)

(**) Term: **15 Years**

(21) Appl. No.: **29/571,610**

(22) Filed: **Jul. 20, 2016**

(30) **Foreign Application Priority Data**

Jan. 25, 2016 (JP) 2016-001319

(51) **LOC (11) Cl.** **14-04**

(52) **U.S. Cl.**
USPC **D14/488**; D14/486

(58) **Field of Classification Search**
USPC D14/485-488
CPC G06K 9/00288; G06K 9/3241; G06F 19/322; G06F 3/0482; G06Q 50/01; H04L 51/32
See application file for complete search history.

(56) **References Cited**

U.S. PATENT DOCUMENTS

- 5,621,874 A * 4/1997 Lucas G06F 3/0483 707/E17.008
- D395,297 S * 6/1998 Cheng D14/488
- 5,973,691 A * 10/1999 Servan-Schreiber . G06F 3/0481 715/803
- 6,466,237 B1 * 10/2002 Miyao G06F 3/0483 707/E17.029
- 6,788,288 B2 * 9/2004 Ano G06F 1/1616 345/157
- 6,978,472 B1 * 12/2005 Nashida H04N 5/4403 348/734

- 7,051,291 B2 * 5/2006 Sciammarella G06F 3/0481 348/E5.104
- D573,605 S * 7/2008 Amacker D14/488
- D591,765 S * 5/2009 Amacker D14/488
- D605,200 S * 12/2009 Sakai D14/486
- D609,715 S * 2/2010 Chaudhri D14/486
- D612,391 S * 3/2010 Fletcher D14/486
- D613,300 S * 4/2010 Chaudhri D14/488
- D616,460 S * 5/2010 Pearson D14/488
- D640,266 S * 6/2011 Furuya D14/486

(Continued)

Primary Examiner — Karen E Kearney

(74) *Attorney, Agent, or Firm* — Keating & Bennett, LLP

(57) **CLAIM**

The ornamental design for a display screen with graphical user interface, as shown and described.

DESCRIPTION

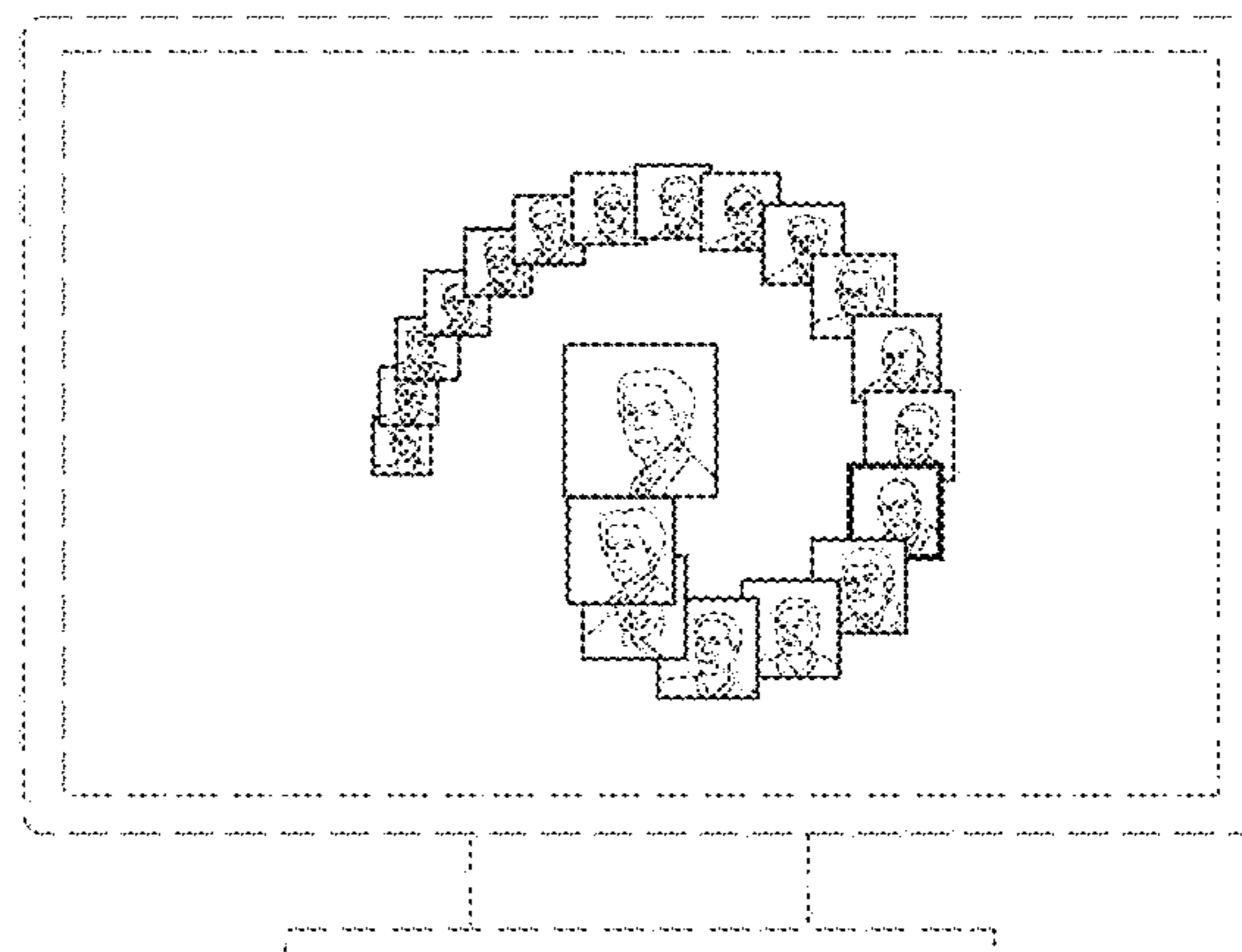
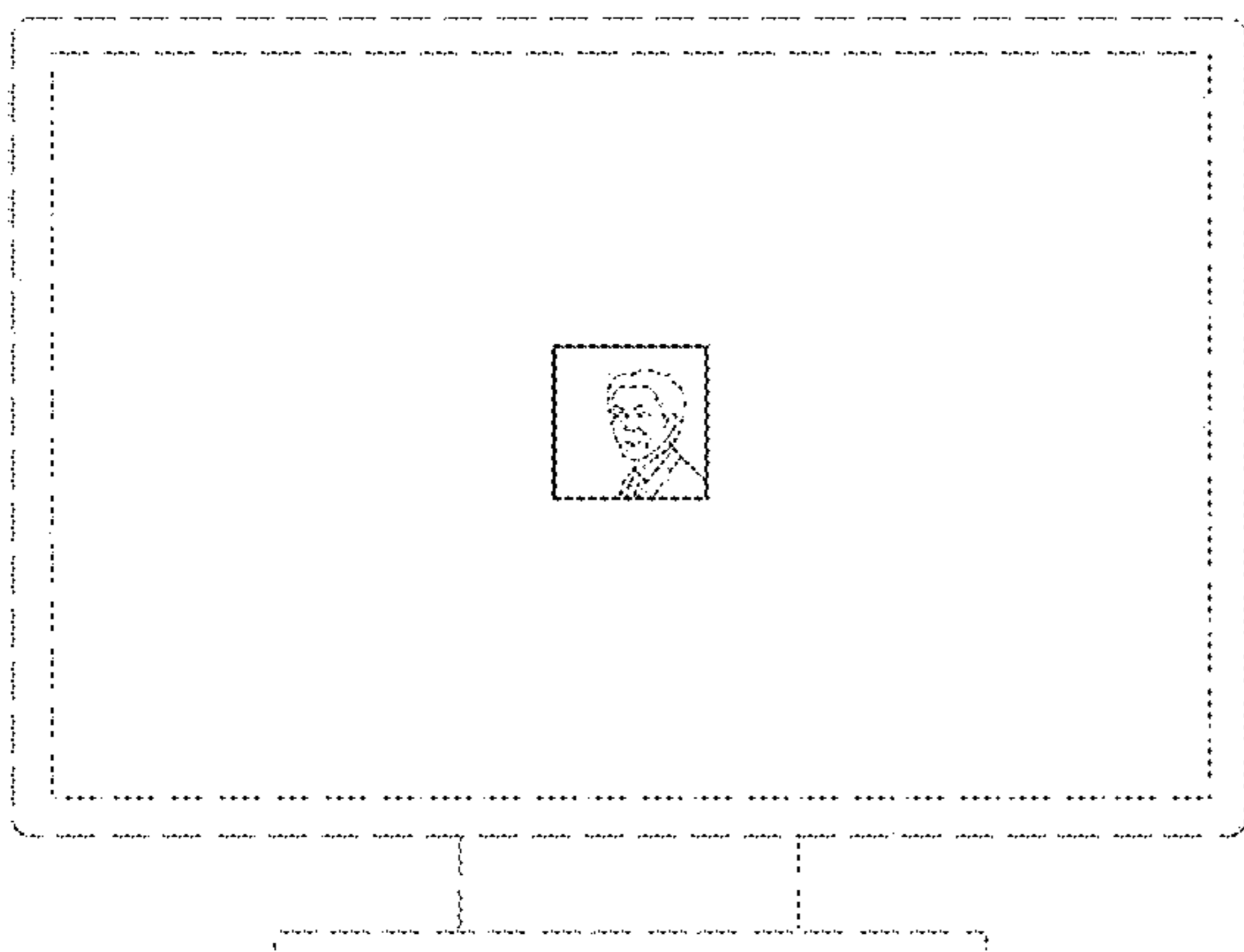
FIG. 1 is a front view of a display screen with graphical user interface showing a first image of a sequence for my new design;

FIG. 2 is a rear view thereof;
FIG. 3 is a right side view thereof;
FIG. 4 is a top plan view thereof;
FIG. 5 is a bottom plan view thereof;
FIG. 6 is a second image thereof;
FIG. 7 is a third image thereof;
FIG. 8 is a fourth image thereof;
FIG. 9 is a fifth image thereof; and,
FIG. 10 is a sixth image thereof.

The appearance of the transitional image sequentially transitions between the images shown in FIGS. 1, 6-10. The process or period in which one image transitions to another image forms no part of the claimed design.

The broken line showing of the display screen and the graphical user interface are included for the purpose of showing environmental structure and portions of the article and form no part of the claimed design.

1 Claim, 10 Drawing Sheets



(56)

References Cited

U.S. PATENT DOCUMENTS

8,205,160	B2 *	6/2012	White	G06F 17/24 715/208
D663,312	S *	7/2012	David	D14/487
D682,842	S *	5/2013	Kurata	D14/485
D686,633	S *	7/2013	Kluttz	D14/485
D698,360	S *	1/2014	Hwang	D14/485
8,627,206	B2 *	1/2014	Ogikubo	G06F 3/0483 345/184
D716,314	S *	10/2014	Hartley	D14/485
D748,667	S *	2/2016	Morishige	D14/488
D760,274	S *	6/2016	Haitani	D14/488
D767,620	S *	9/2016	Morishige	D14/488
2010/0005418	A1 *	1/2010	Miyazaki	G06F 3/04883 715/823
2010/0013757	A1 *	1/2010	Ogikubo	G06F 3/0483 345/156
2010/0229088	A1 *	9/2010	Nakajima	G06F 3/048 715/702
2010/0318928	A1 *	12/2010	Neuman	G06F 3/0482 715/769

* cited by examiner

FIG. 1

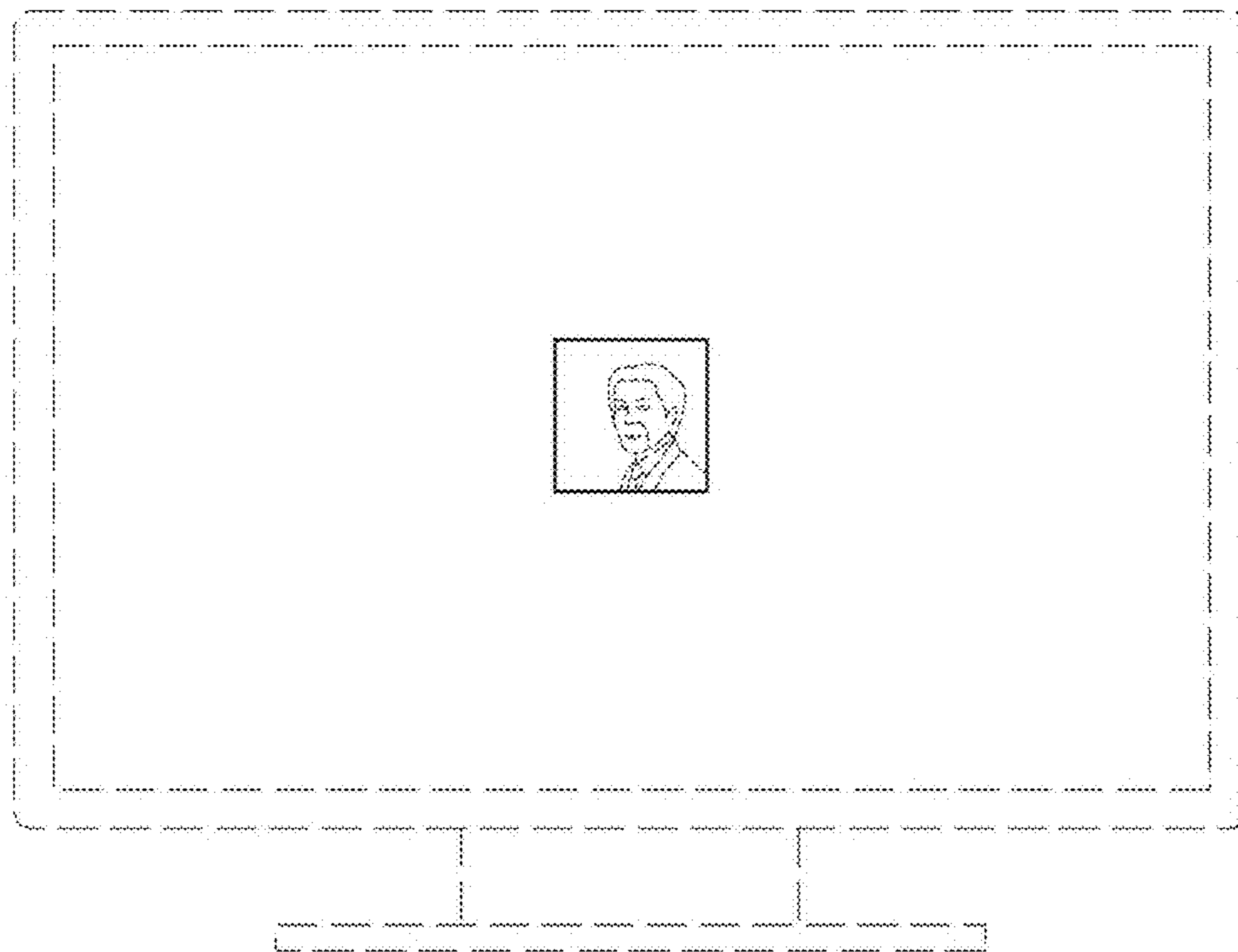


FIG. 2




FIG. 3

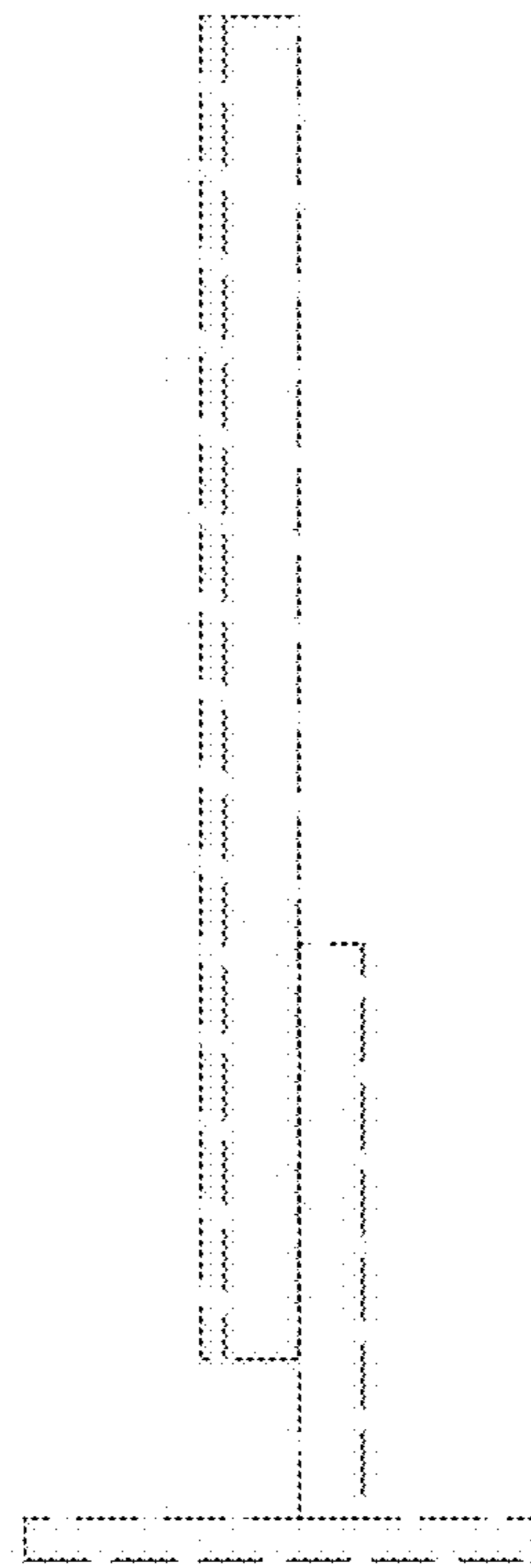


FIG. 4



FIG. 5




FIG. 6

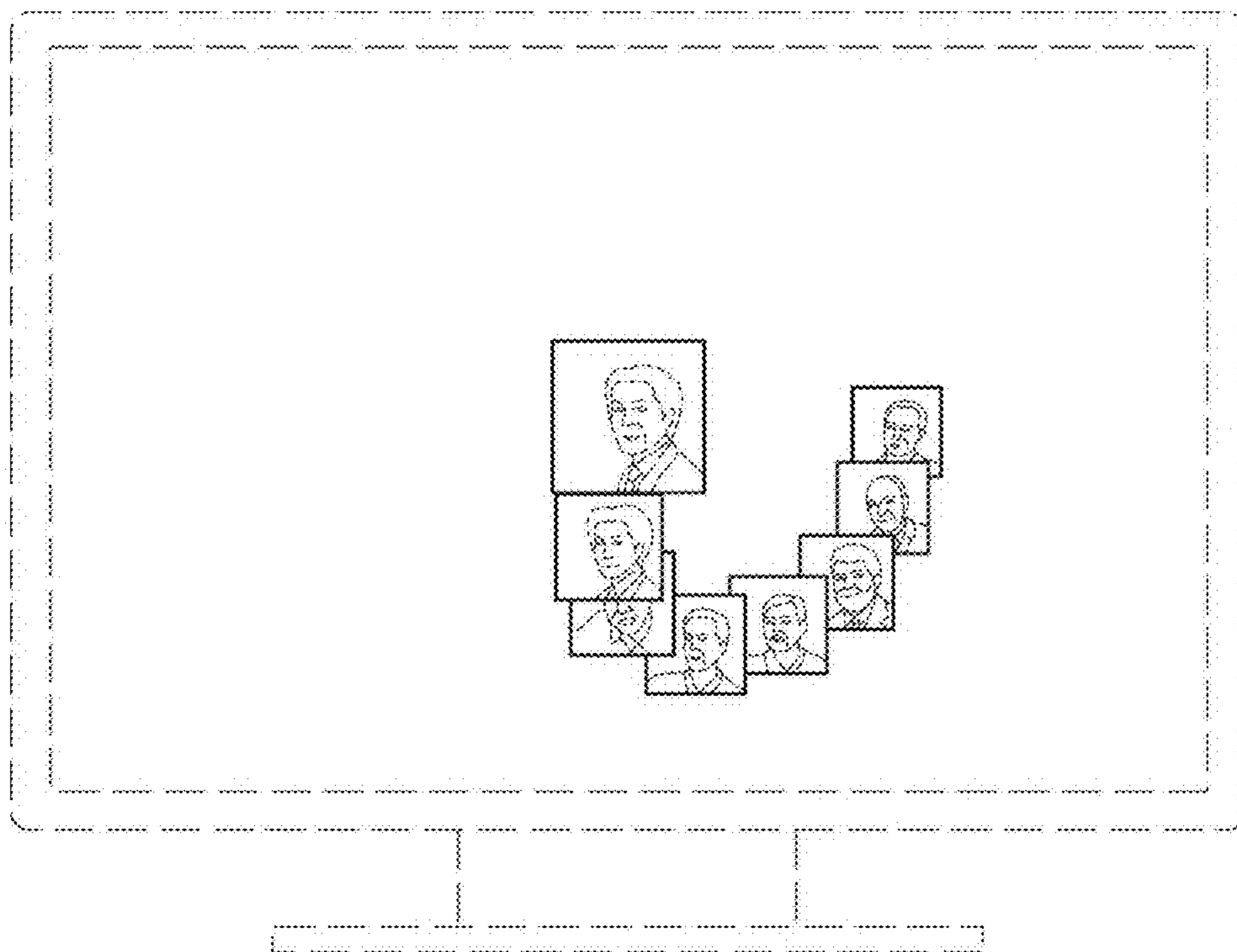


FIG. 7

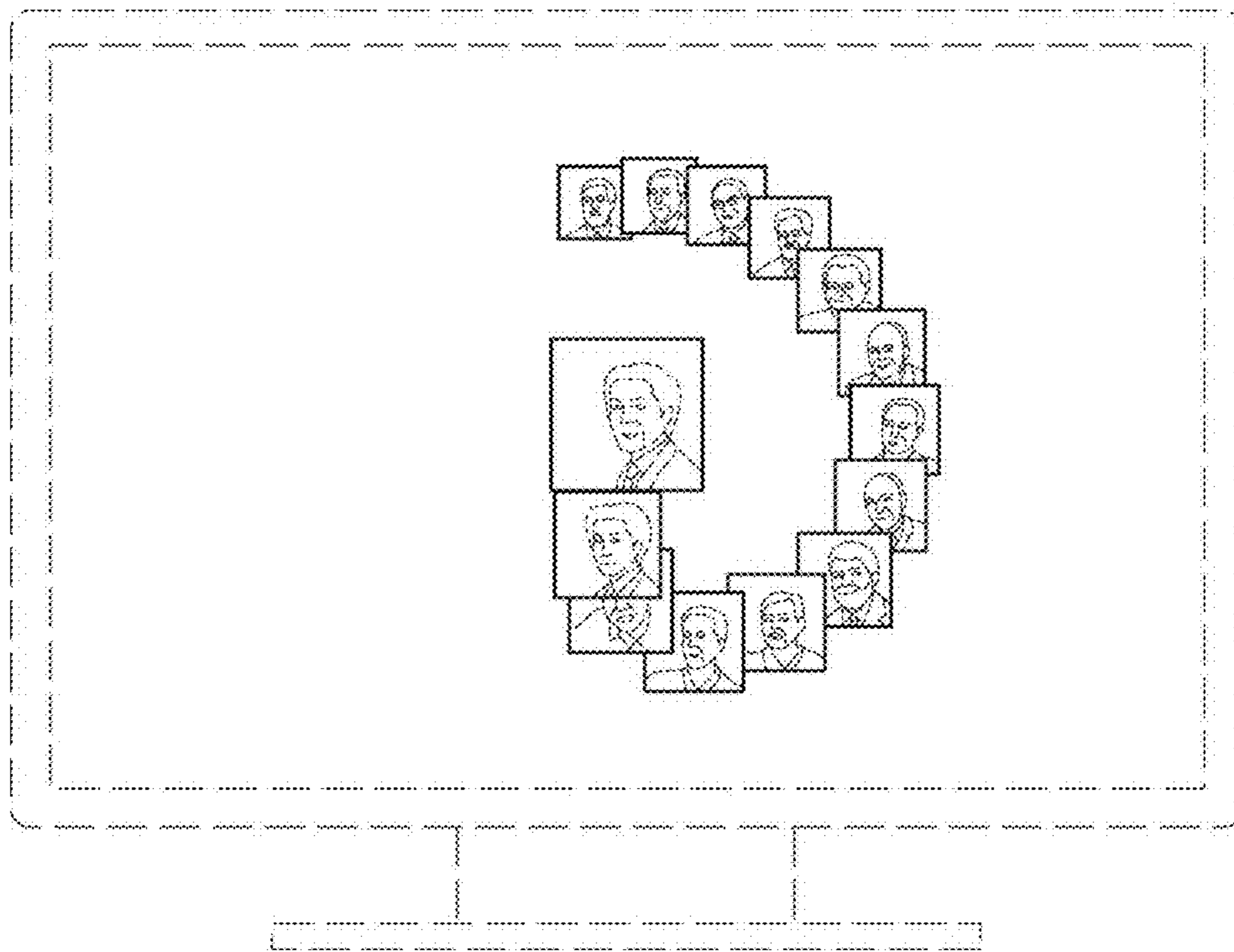


FIG. 8




FIG. 9




FIG. 10

