



US00D808411S

(12) **United States Design Patent** (10) **Patent No.:** **US D808,411 S**
Lowell et al. (45) **Date of Patent:** **** Jan. 23, 2018**

(54) **DISPLAY SCREEN OR PORTION THEREOF WITH ANIMATED GRAPHICAL USER INTERFACE**

(71) Applicant: **Trimble Navigation Limited**, Sunnyvale, CA (US)

(72) Inventors: **James Russell Lowell**, Lakeville, MN (US); **Mark Philip Botticelli**, North Grafton, MA (US)

(73) Assignee: **TRIMBLE NAVIGATION LIMITED**, Sunnyvale, CA (US)

(**) Term: **15 Years**

(21) Appl. No.: **29/578,760**

(22) Filed: **Sep. 23, 2016**

(51) **LOC (11) Cl.** **14-04**

(52) **U.S. Cl.**
USPC **D14/486**

(58) **Field of Classification Search**
USPC D14/485-495; D20/11; D21/324, 325
CPC .. G06F 3/04817; G06F 3/0482; G06F 3/0483; G06F 3/04842; G06Q 10/02; G08B 13/19602; G11B 27/034; G06K 9/6267
See application file for complete search history.

(56) **References Cited**

U.S. PATENT DOCUMENTS

- 6,307,572 B1 * 10/2001 DeMarcken G06Q 10/02 715/703
D652,840 S * 1/2012 Morsa D14/487
D677,680 S * 3/2013 Edwards D14/485
D684,589 S * 6/2013 Talbot D14/486
D689,084 S * 9/2013 Pasceri D14/486
D727,948 S * 4/2015 Milliotte G06F 3/04817 D14/487
9,158,974 B1 * 10/2015 Laska G06K 9/6267
D753,174 S * 4/2016 Cojuangco D14/486

- D755,223 S * 5/2016 Liu D14/487
2005/0046699 A1 * 3/2005 Oya G08B 13/19602 348/207.1
2011/0167369 A1 * 7/2011 van Os G06F 3/0483 715/769
2011/0276881 A1 * 11/2011 Keng G11B 27/034 715/723

OTHER PUBLICATIONS

“Taskforce”, posted at trimble.com, Jul. 3, 2015, [site visited Aug. 29, 2017]. Available from Internet: <http://www.trimble.com/FSM/Taskforce.aspx?tab=Overview>.*

(Continued)

Primary Examiner — Karen E Kearney

Assistant Examiner — John M Otte

(74) *Attorney, Agent, or Firm* — Hollingsworth Davis, LLC

(57) **CLAIM**

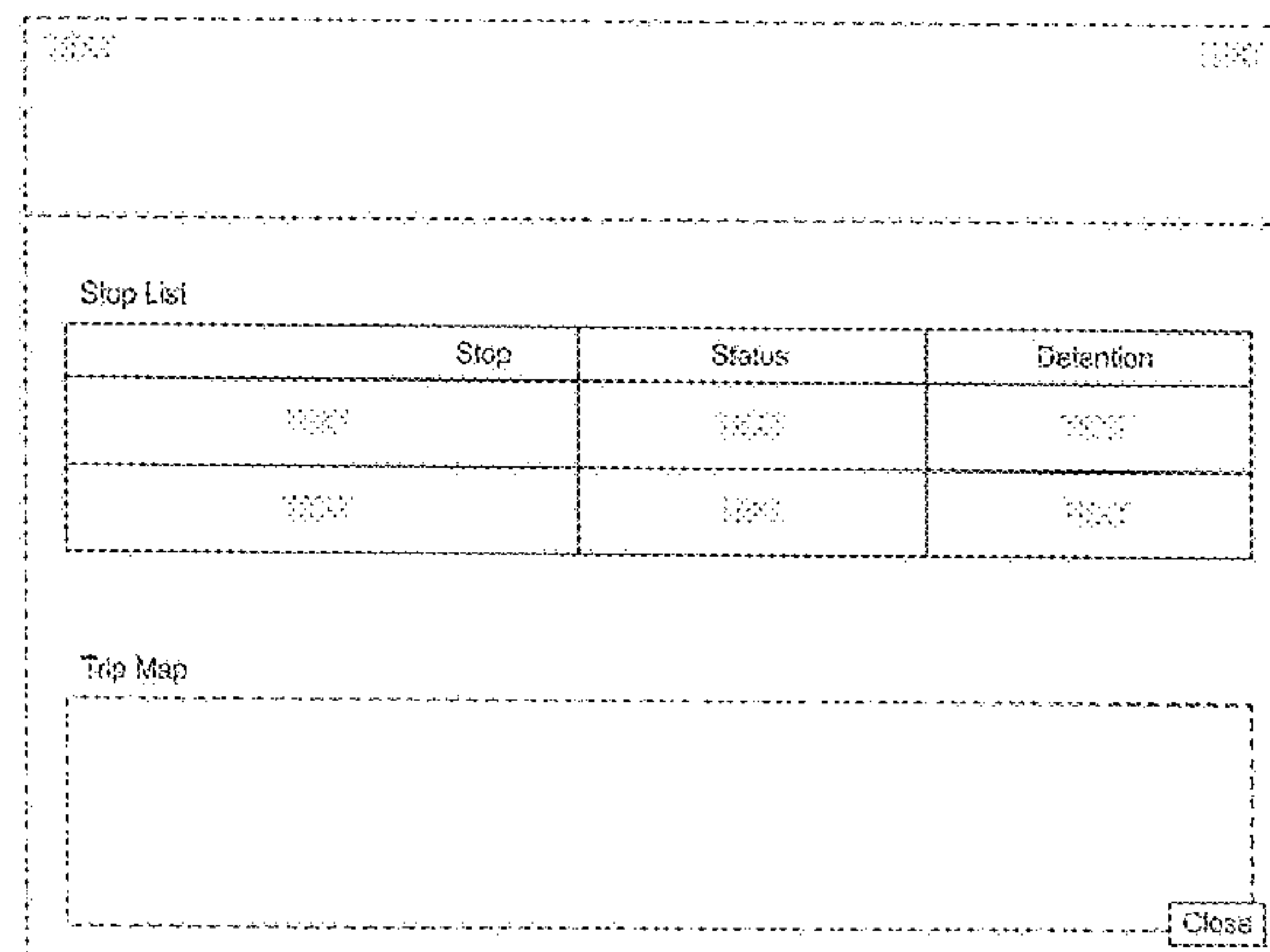
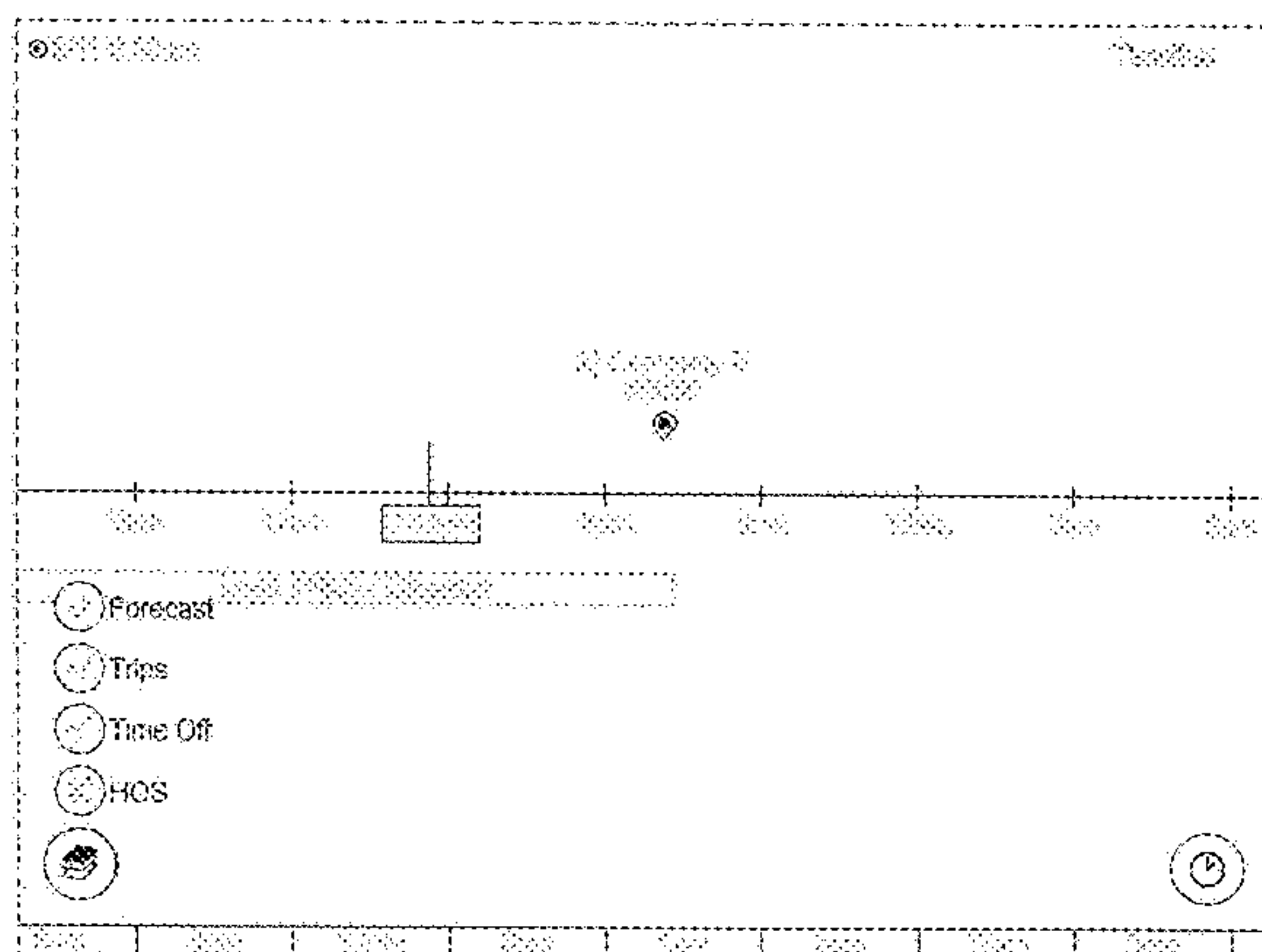
We claim the ornamental design for a display screen or portion thereof with animated graphical user interface, as shown and described.

DESCRIPTION

FIG. 1 is a front view of a first image in a sequence for a display screen or portion thereof with animated graphical user interface showing our new design; FIG. 2 is the second image thereof; and, FIG. 3 is the third image thereof.

The appearance of the animated graphical user interface sequentially transitions between the images shown in FIGS. 1 to 3. The process or period in which one image transitions to another forms no part of the claimed design. The outermost broken line showing the display screen and all other broken lines showing portions of the graphical user interface are included for the purpose of illustrating portions of the article and form no part of the claimed design.

1 Claim, 3 Drawing Sheets



(56)

References Cited

OTHER PUBLICATIONS

“Timeline Maker Tour”, posted at youtube.com, Jul. 21, 2015, [site visited Aug. 29, 2017]. Available from Internet: <https://www.youtube.com/watch?v=iA7vCqZm46c>.*

“Excel Project Timeline—Step by step instructions to make your own Project Timeline in Excel 2010”, posted at youtube.com, Jan. 28, 2012, [site visited Aug. 29, 2017]. Available from Internet: <https://www.youtube.com/watch?v=zISMpxuP92o>.*

“Introduction to the ProjectManager.com Software Platform”, posted at youtube.com, Jan. 8, 2015, [site visited Aug. 29, 2017]. Available from Internet: <https://www.youtube.com/watch?v=R-AvYX5flkg>.*

* cited by examiner

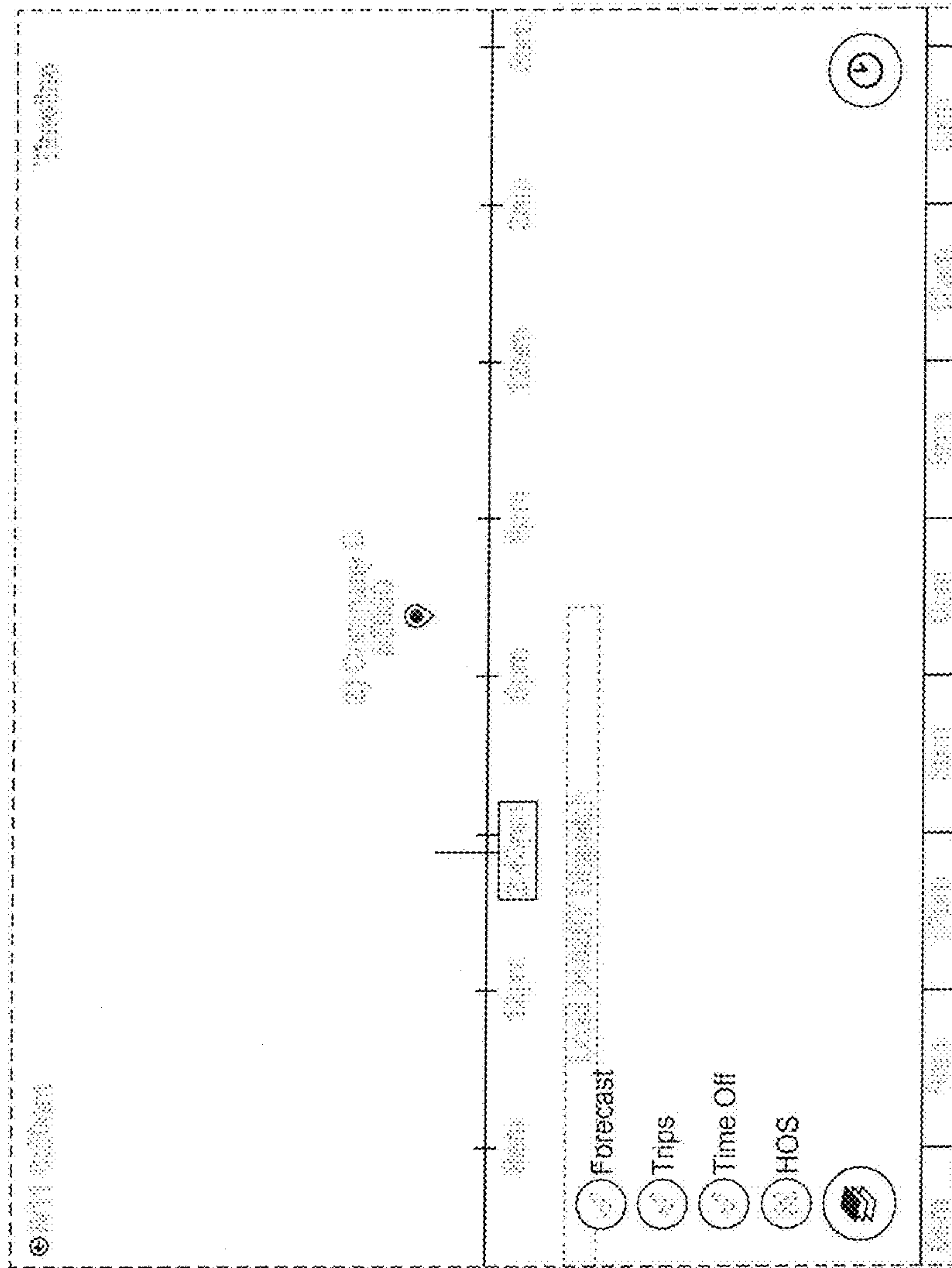


FIG. 1

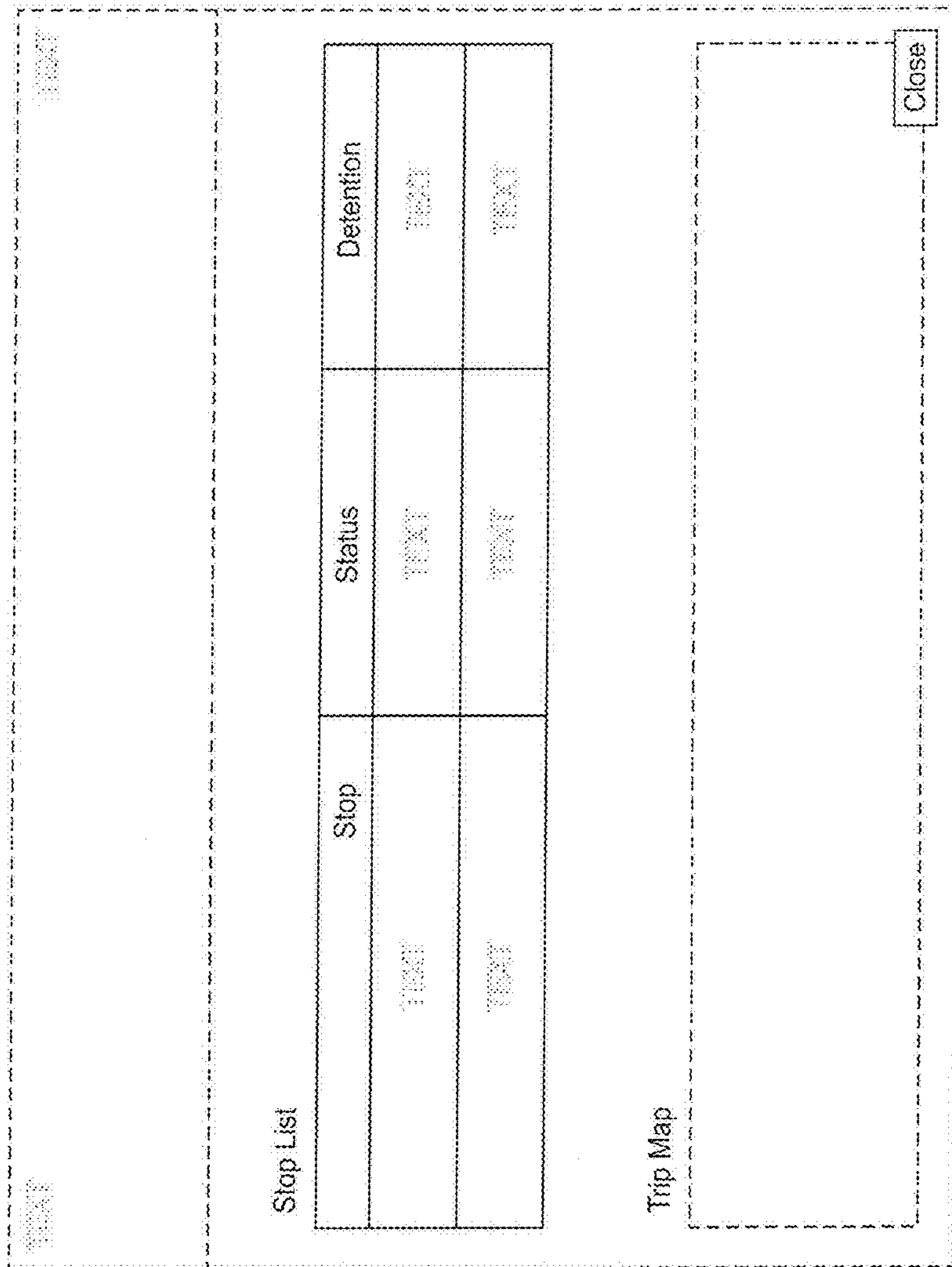


FIG. 2

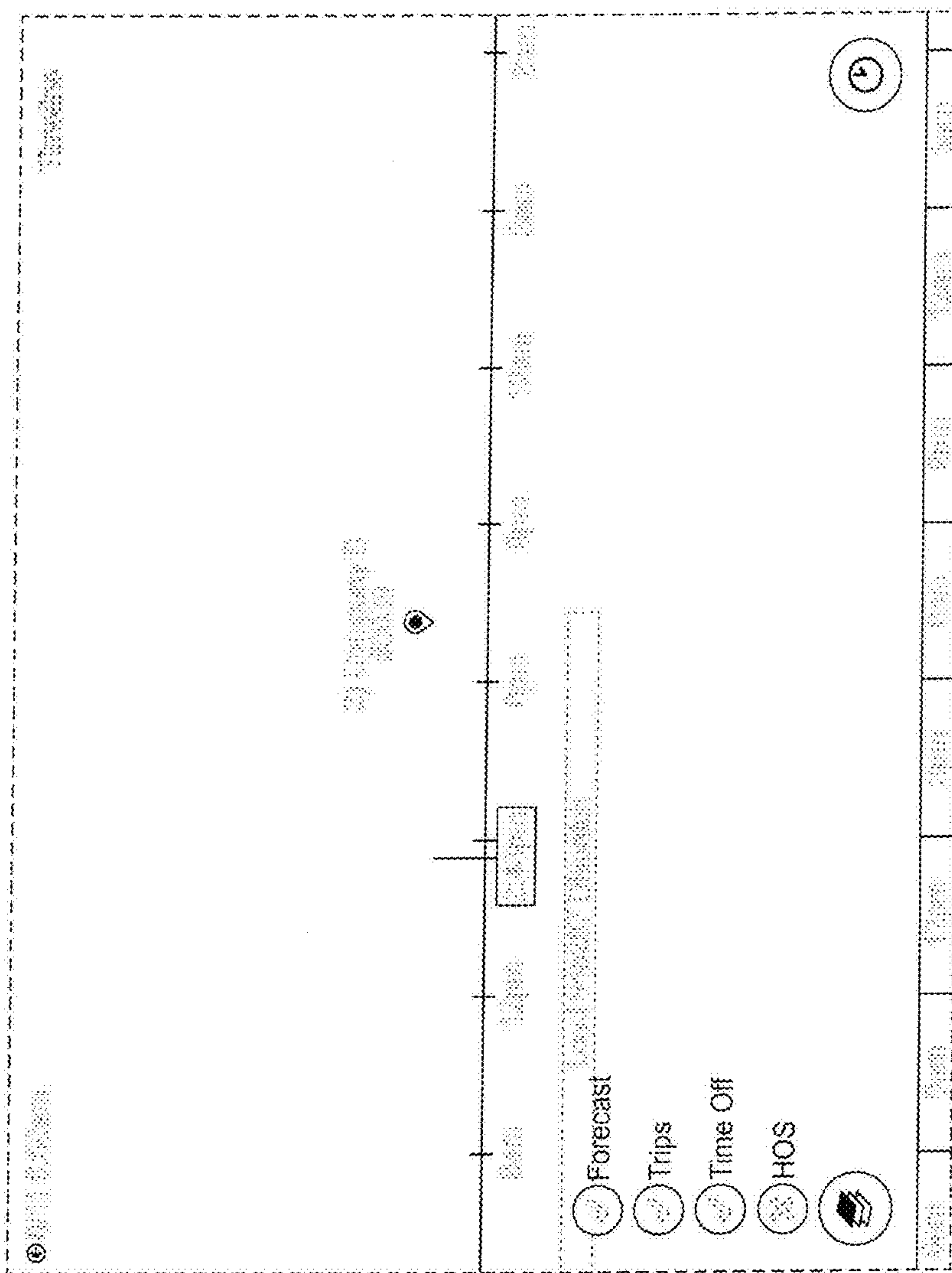


FIG. 3