



US00D808395S

(12) **United States Design Patent**  
**Fenton**

(10) **Patent No.:** **US D808,395 S**

(45) **Date of Patent:** **\*\* Jan. 23, 2018**

(54) **DEVICE CASE**

(71) Applicant: **Fairhaven Group, Inc.**, Seattle, WA  
(US)

(72) Inventor: **Timothy John Fenton**, Mercer Island,  
WA (US)

(73) Assignee: **FAIRHAVEN GROUP, INC.**, Seattle,  
WA (US)

(\*\*) Term: **15 Years**

(21) Appl. No.: **29/584,879**

(22) Filed: **Nov. 17, 2016**

(51) **LOC (11) Cl.** ..... **14-02**

(52) **U.S. Cl.**  
USPC ..... **D14/440**

(58) **Field of Classification Search**  
USPC .... D14/440, 250, 447, 433, 434; 206/45.23,  
206/320, 45.2; 361/679.55; 294/25;  
224/218  
CPC ... G06F 1/1628; G06F 1/1626; A47B 23/044;  
H04B 1/3888  
See application file for complete search history.

(56) **References Cited**

**U.S. PATENT DOCUMENTS**

D668,660 S	*	10/2012	Norfolk	.....	D14/440
D718,768 S	*	12/2014	Page	.....	D14/345
D729,253 S	*	5/2015	Nyholm	.....	D14/440
D733,152 S	*	6/2015	Sirichai	.....	D14/440
D733,699 S	*	7/2015	Suzuki	.....	D14/315

D744,489 S	*	12/2015	Sirichai	.....	D14/440
D764,472 S	*	8/2016	Corcoran	.....	D14/440
D768,137 S	*	10/2016	Ju	.....	D14/440
D784,348 S	*	4/2017	Zhang	.....	D14/440
2012/0097831 A1	*	4/2012	Olukotun	.....	F16M 11/041 248/688
2013/0105662 A1	*	5/2013	Cote	.....	F16M 11/041 248/689
2013/0213838 A1	*	8/2013	Tsai	.....	G06F 1/1633 206/320

\* cited by examiner

*Primary Examiner* — Cynthia Underwood

(74) *Attorney, Agent, or Firm* — Grandview Law

(57) **CLAIM**

The ornamental design for a device case, as shown and described.

**DESCRIPTION**

FIG. 1 is a top perspective view of a first embodiment thereof.

FIG. 2 is a bottom perspective view thereof.

FIG. 3 is a top plan view thereof.

FIG. 4 is a bottom plan view thereof.

FIG. 5 is a front elevational view thereof.

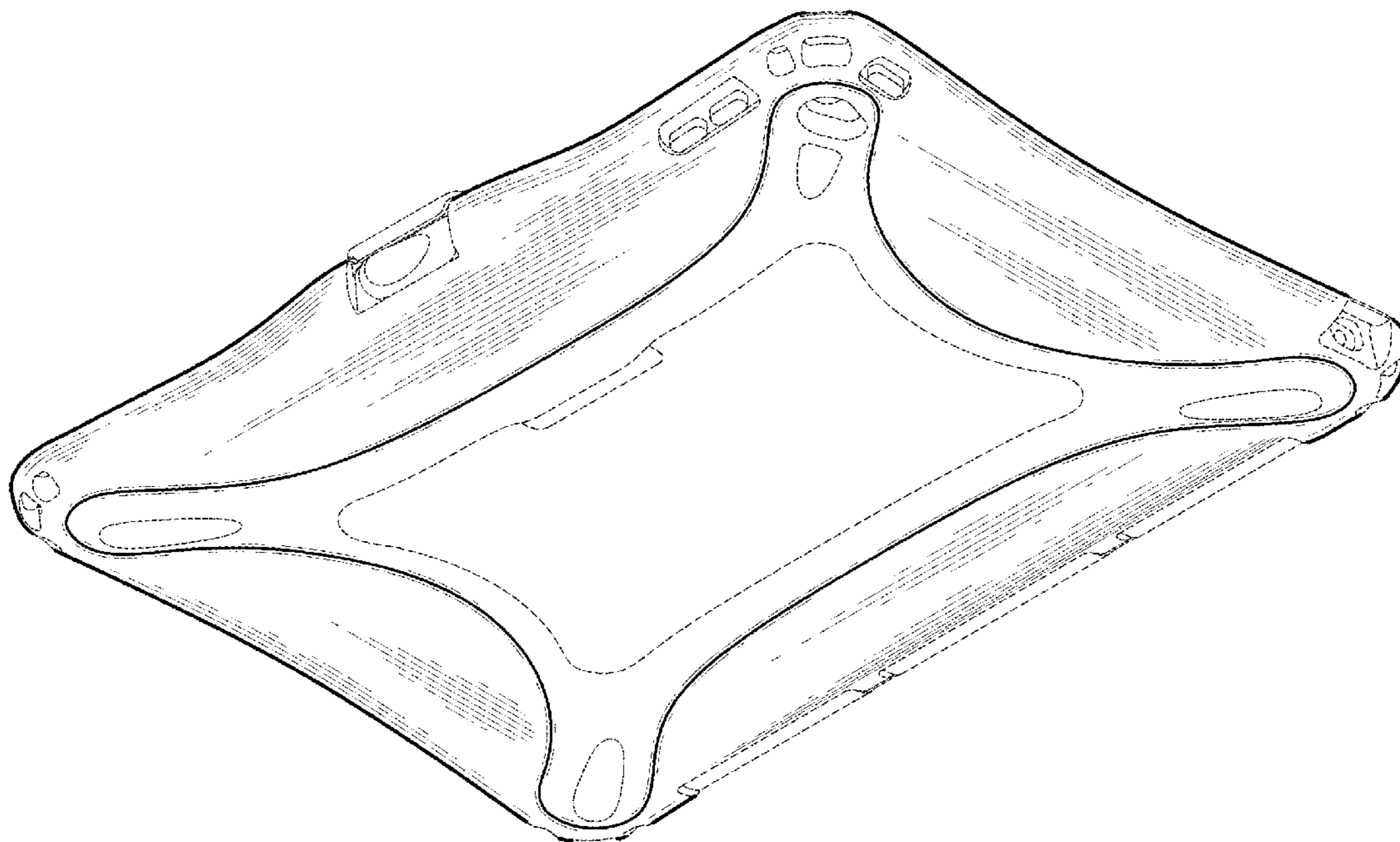
FIG. 6 is a rear elevational view thereof.

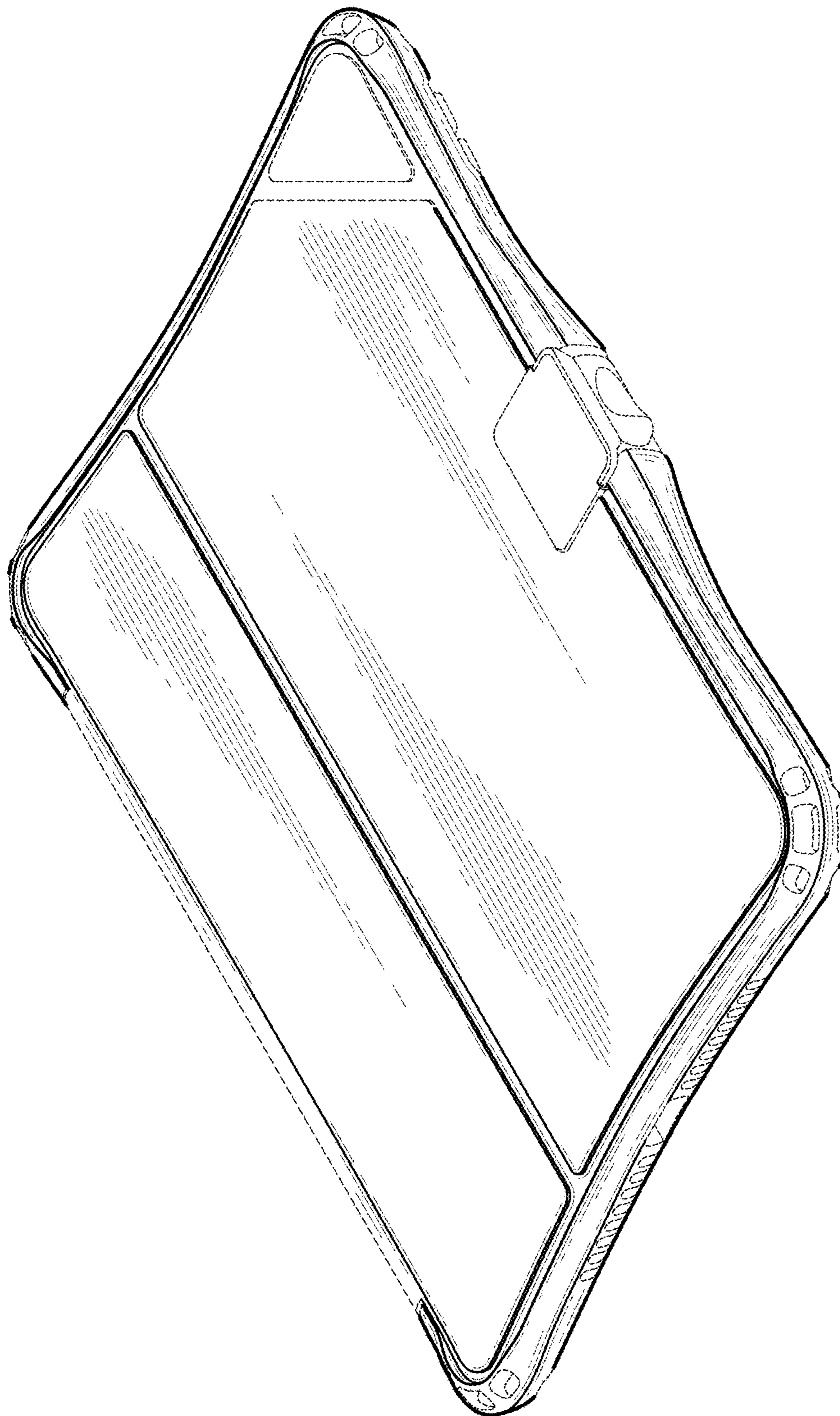
FIG. 7 is a right side elevational view thereof; and,

FIG. 8 is a left side elevational view thereof.

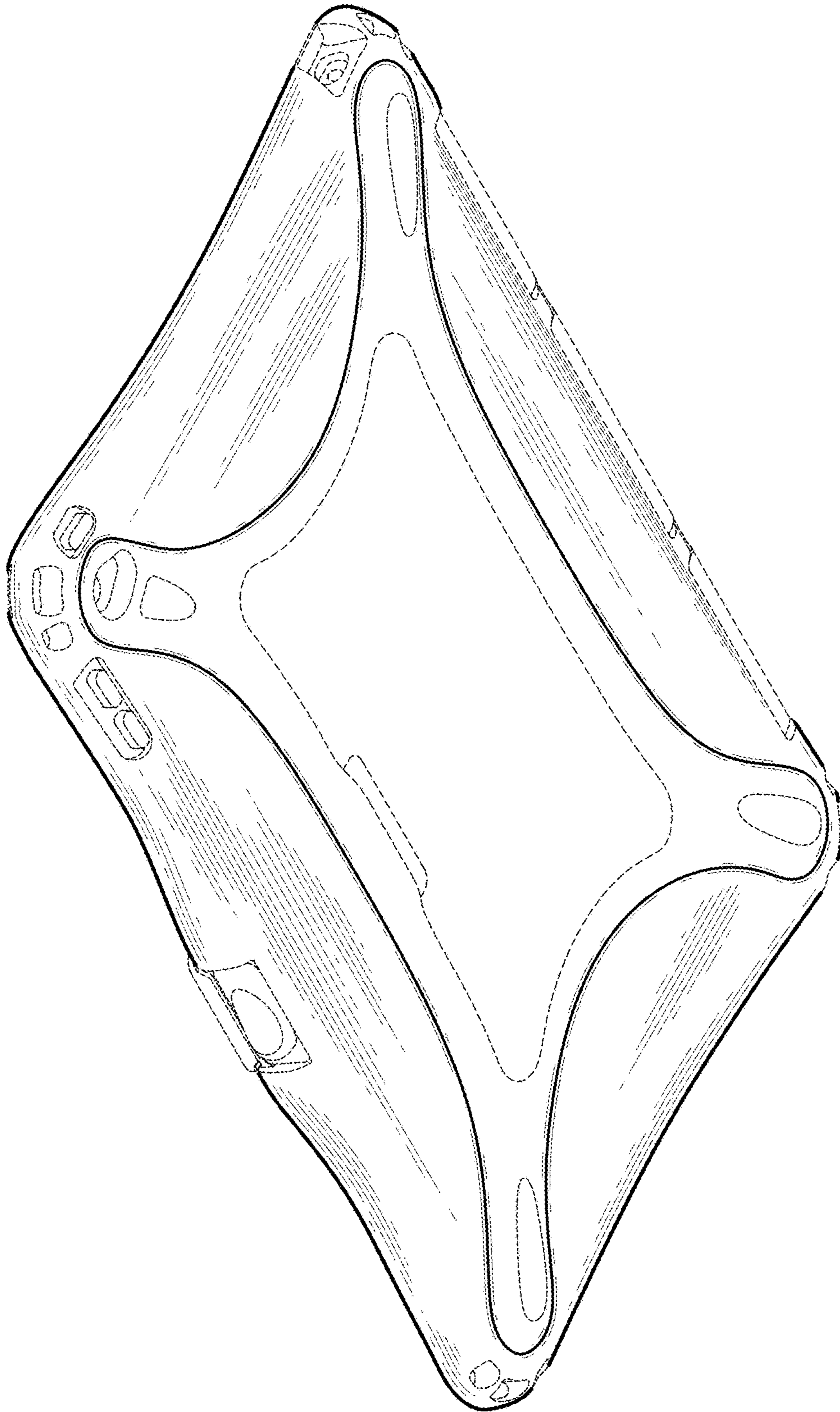
The features shown in broken lines in the drawing figures depict features that form no part of the claimed design.

**1 Claim, 4 Drawing Sheets**

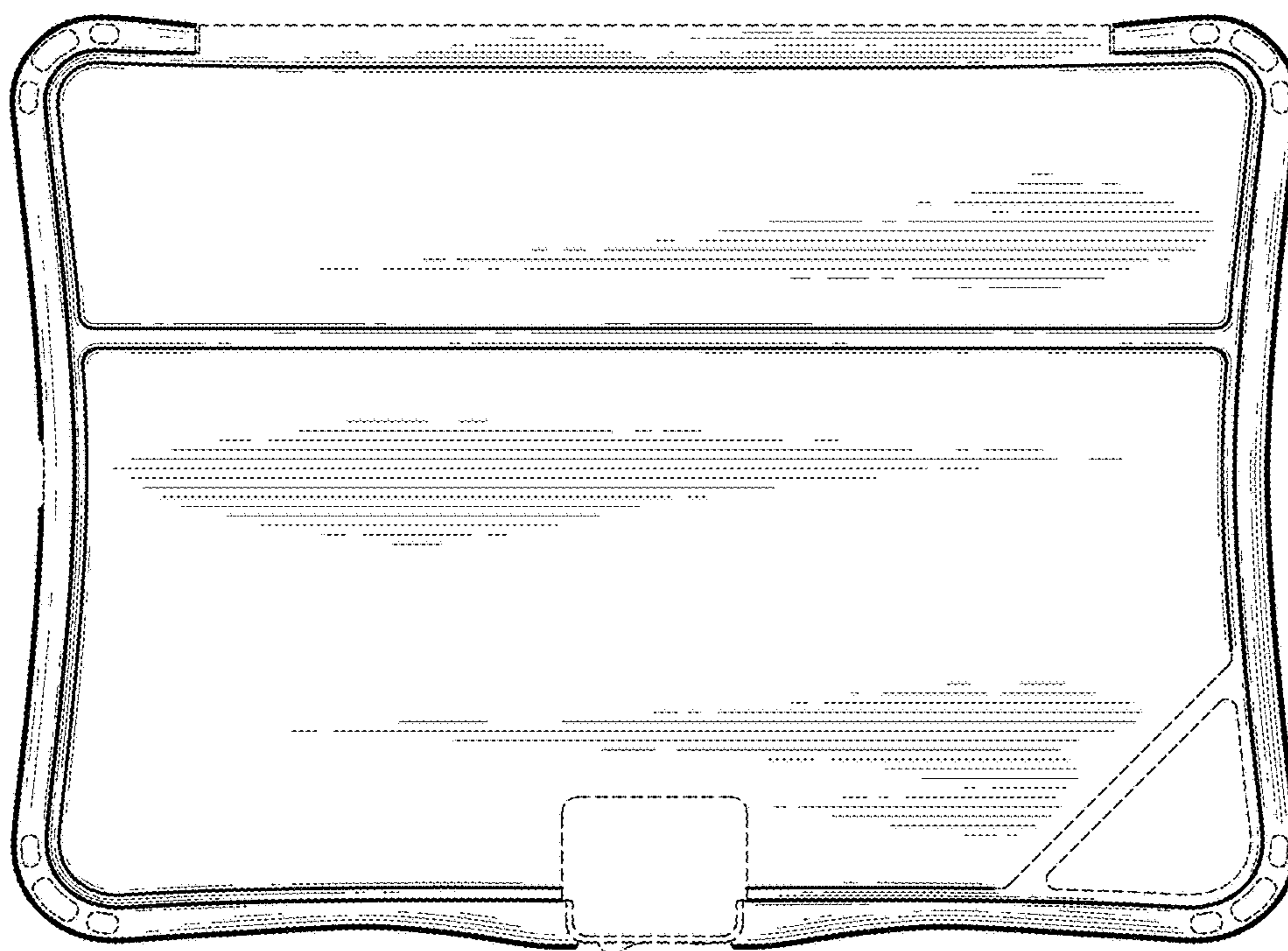




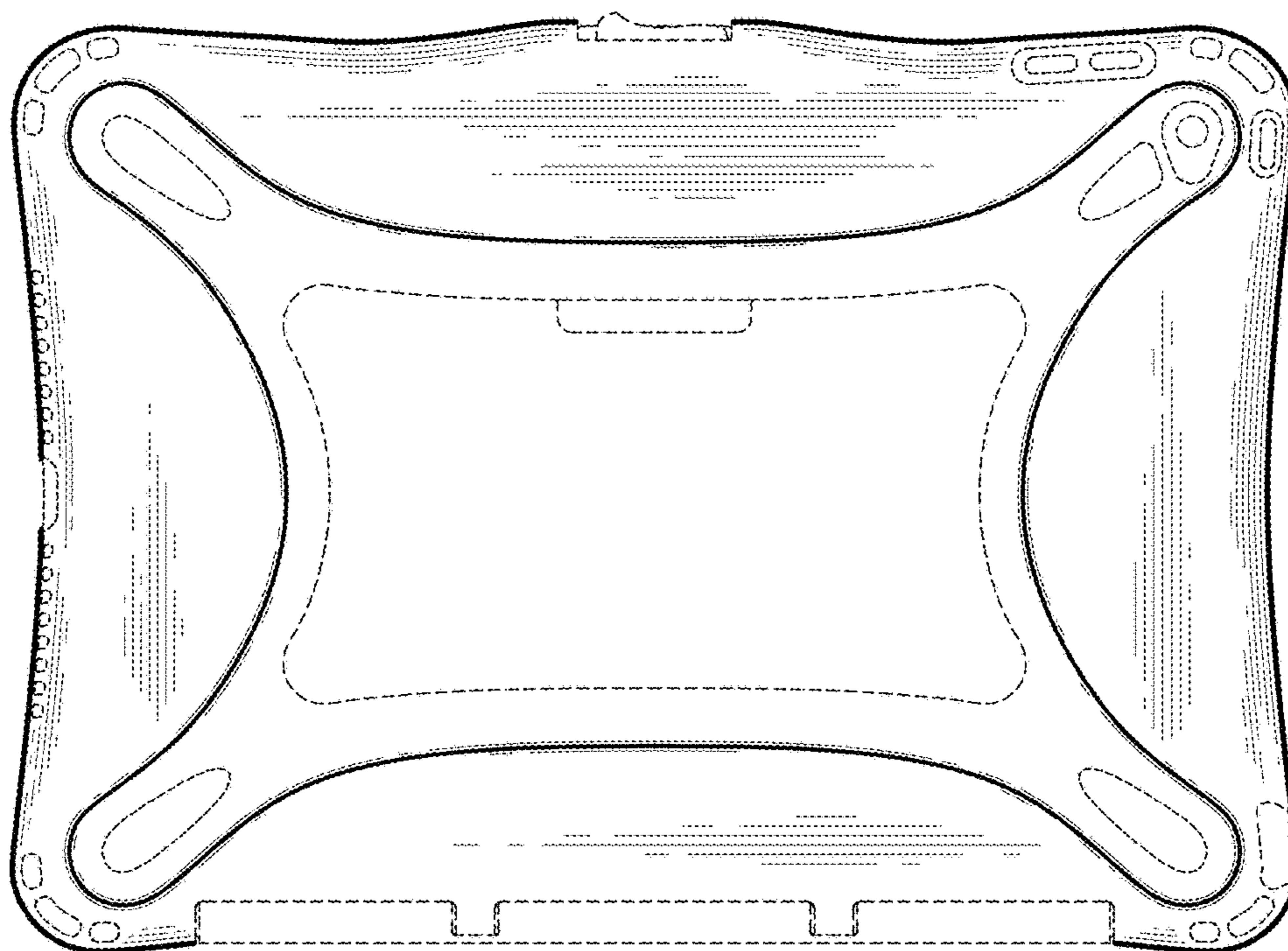
*Fig. 1*




*Fig. 2*




*Fig. 3*



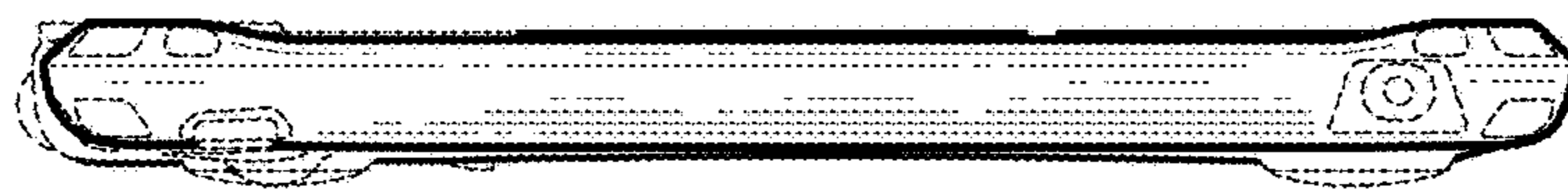
*Fig. 4*



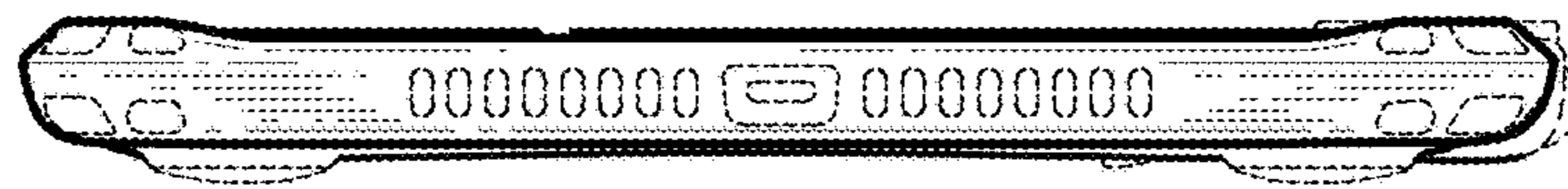
*Fig. 5*



*Fig. 6*



*Fig. 7*



*Fig. 8*